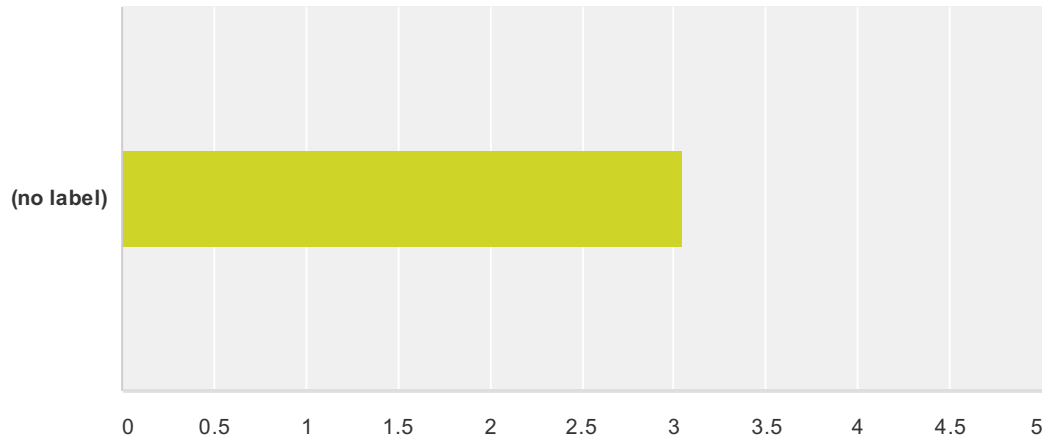


**Q1 I am adequately informed of College Council issues being discussed.**

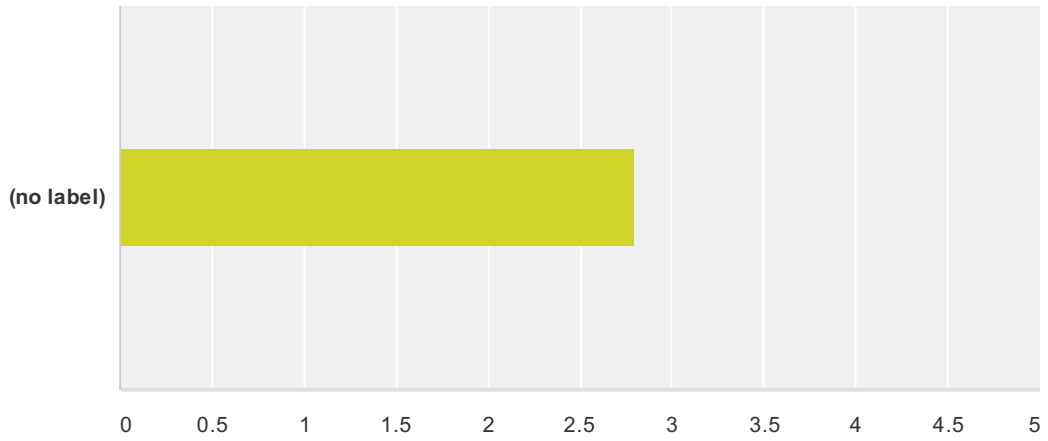
Answered: 61 Skipped: 0



	Strongly Agree	Agree	Disagree	Strongly Disagree	Don't know/Not applicable	Total	Average Rating
(no label)	4.92% 3	31.15% 19	36.07% 22	19.67% 12	8.20% 5	61	3.05

**Q2 I feel there is a structured way for me to provide input into College Council discussions and recommendations.**

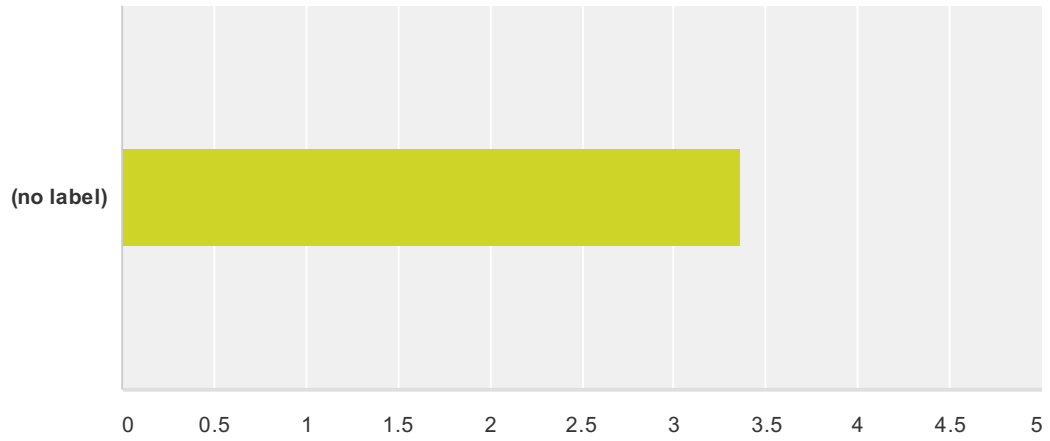
Answered: 61 Skipped: 0



	Strongly Agree	Agree	Disagree	Strongly Disagree	Don't know/Not applicable	Total	Average Rating
(no label)	6.56% 4	26.23% 16	31.15% 19	13.11% 8	22.95% 14	61	2.80

**Q3 I understand College Council's place in the overall participatory governance structure.**

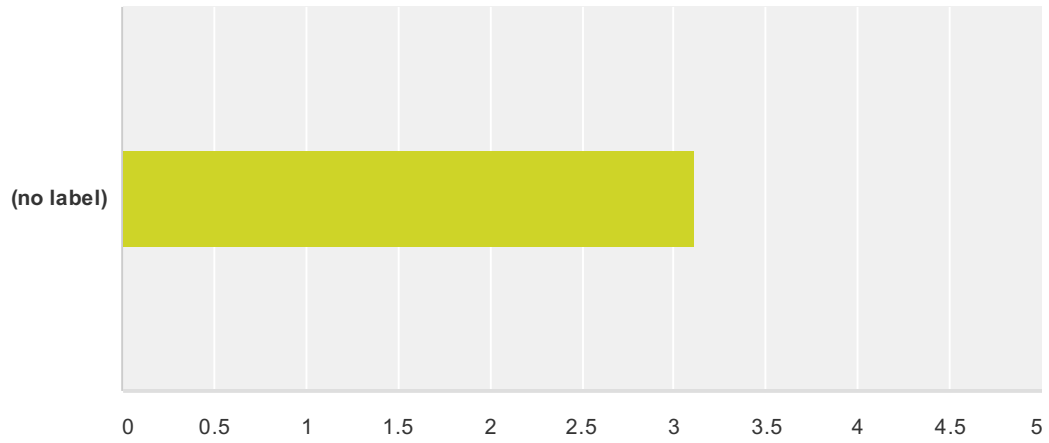
Answered: 61 Skipped: 0



	Strongly Agree	Agree	Disagree	Strongly Disagree	Don't know/Not applicable	Total	Average Rating
(no label)	11.48% 7	42.62% 26	26.23% 16	9.84% 6	9.84% 6	61	3.36

**Q4 I know who my College Council representatives are.**

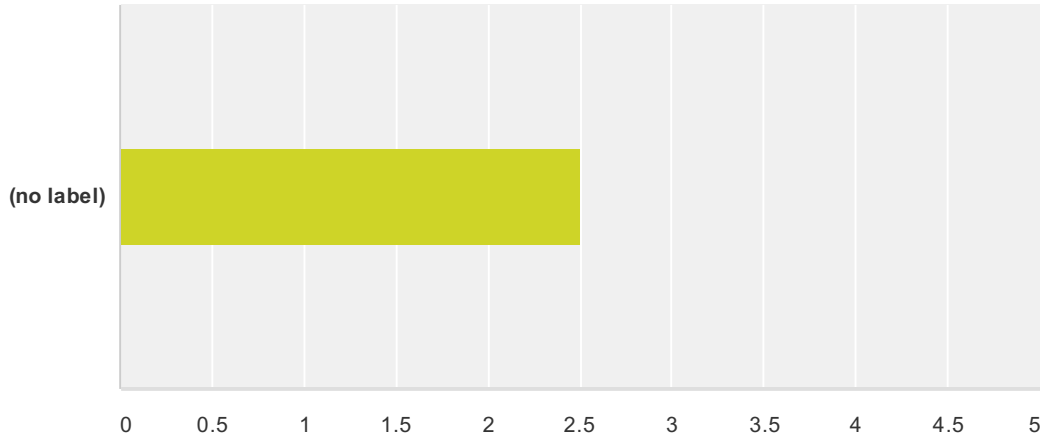
Answered: 61 Skipped: 0



	Strongly Agree	Agree	Disagree	Strongly Disagree	Don't know/Not applicable	Total	Average Rating
(no label)	8.20% 5	27.87% 17	37.70% 23	19.67% 12	6.56% 4	61	3.11

**Q5 My representatives regularly report out on College Council activities.**

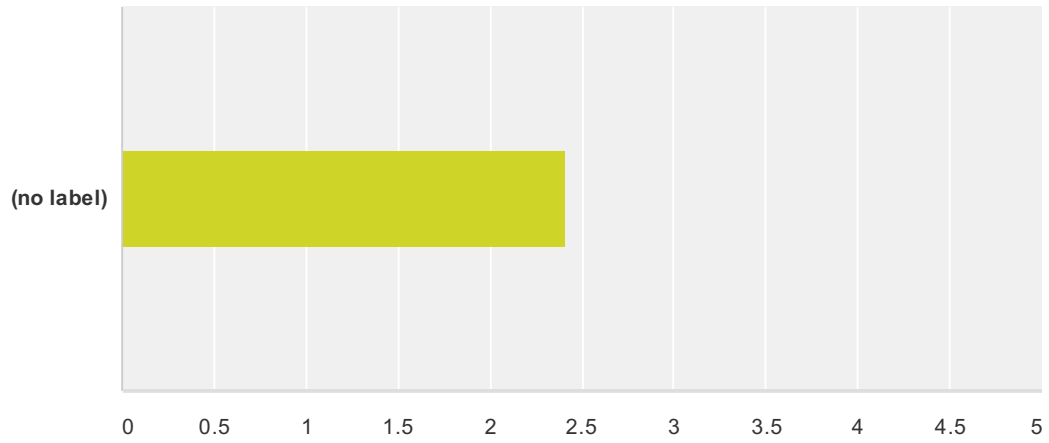
Answered: 61 Skipped: 0



	Strongly Agree	Agree	Disagree	Strongly Disagree	Don't know/Not applicable	Total	Average Rating
(no label)	4.92% 3	18.03% 11	27.87% 17	21.31% 13	27.87% 17	61	2.51

### Q6 My representatives gather input to report back.

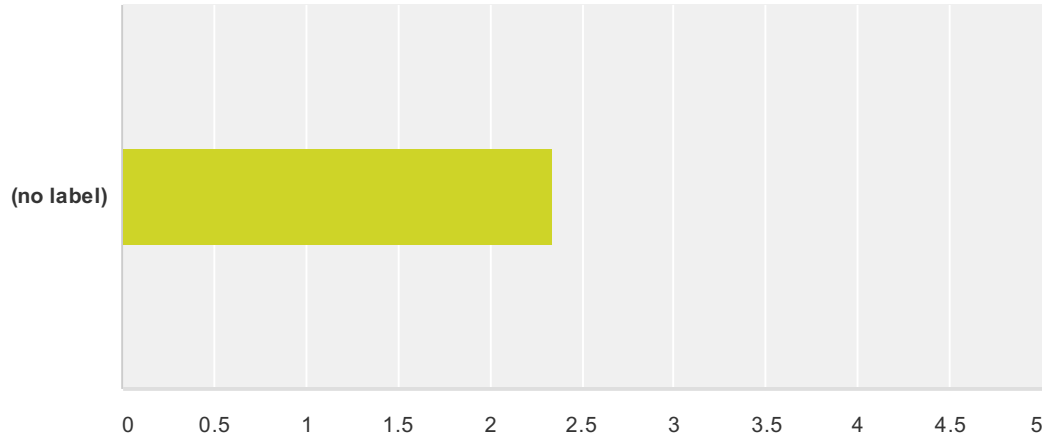
Answered: 61 Skipped: 0



	Strongly Agree	Agree	Disagree	Strongly Disagree	Don't know/Not applicable	Total	Average Rating
(no label)	8.20% 5	18.03% 11	18.03% 11	18.03% 11	37.70% 23	61	2.41

**Q7 My representatives gather input through a formal, clearly defined process.**

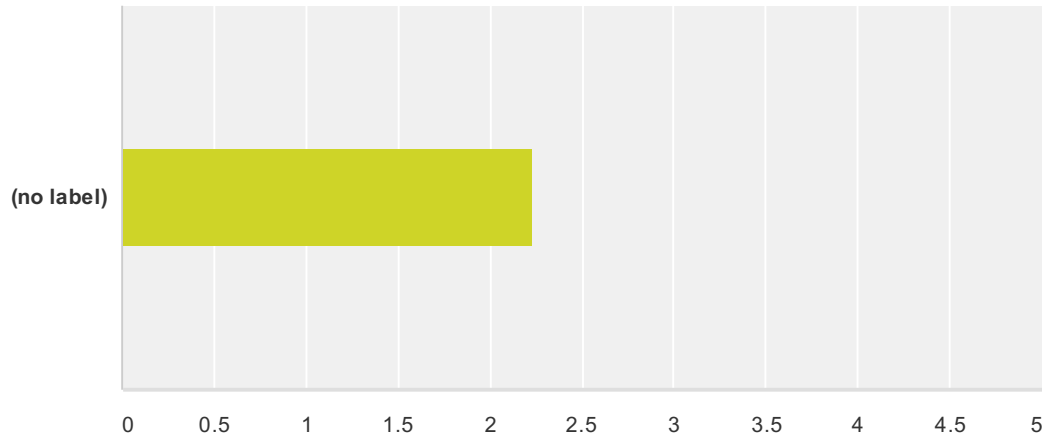
Answered: 61 Skipped: 0



	Strongly Agree	Agree	Disagree	Strongly Disagree	Don't know/Not applicable	Total	Average Rating
(no label)	4.92% 3	16.39% 10	22.95% 14	19.67% 12	36.07% 22	61	2.34

**Q8 My representatives adequately represent the concerns of my constituent group.**

Answered: 61 Skipped: 0

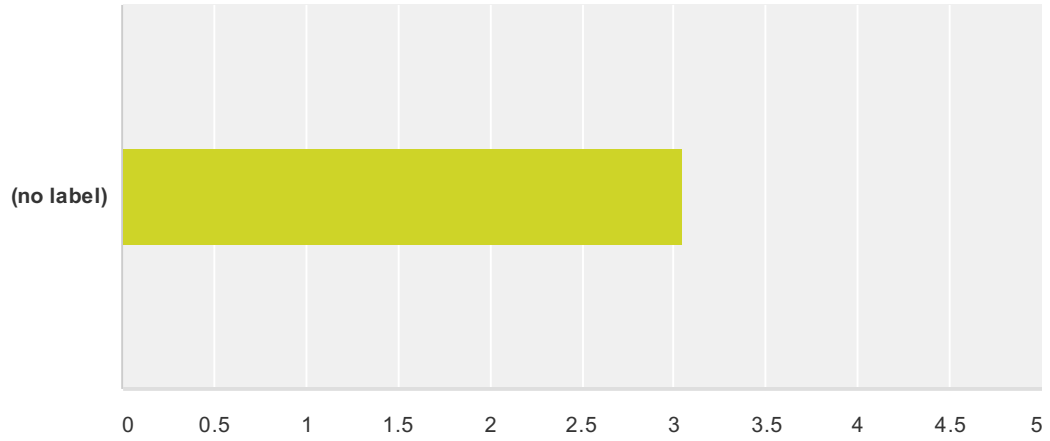


	Strongly Agree	Agree	Disagree	Strongly Disagree	Don't know/Not applicable	Total	Average Rating
(no label)	6.56% 4	18.03% 11	14.75% 9	13.11% 8	47.54% 29	61	2.23



### Q9 I know when and where College Council meets.

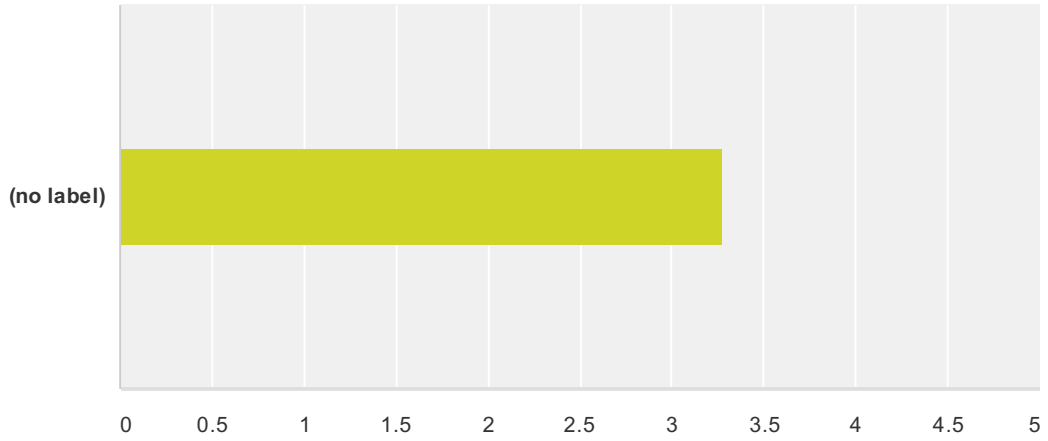
Answered: 61 Skipped: 0



	Strongly Agree	Agree	Disagree	Strongly Disagree	Don't know/Not applicable	Total	Average Rating
(no label)	6.56% 4	26.23% 16	40.98% 25	18.03% 11	8.20% 5	61	3.05

**Q10 I know where to find College Council minutes and agendas.**

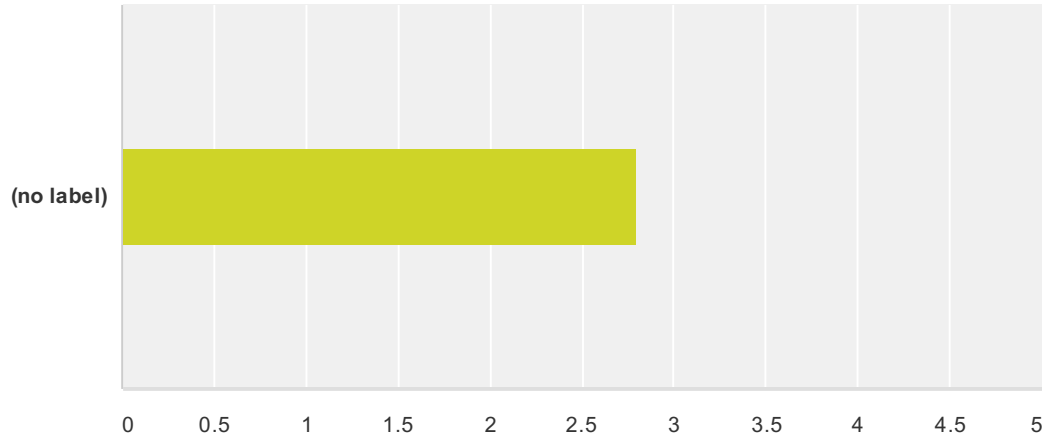
Answered: 61 Skipped: 0



	Strongly Agree	Agree	Disagree	Strongly Disagree	Don't know/Not applicable	Total	Average Rating
(no label)	6.56% 4	49.18% 30	21.31% 13	11.48% 7	11.48% 7	61	3.28

**Q11 College Council is meaningfully involved in the work of the college.**

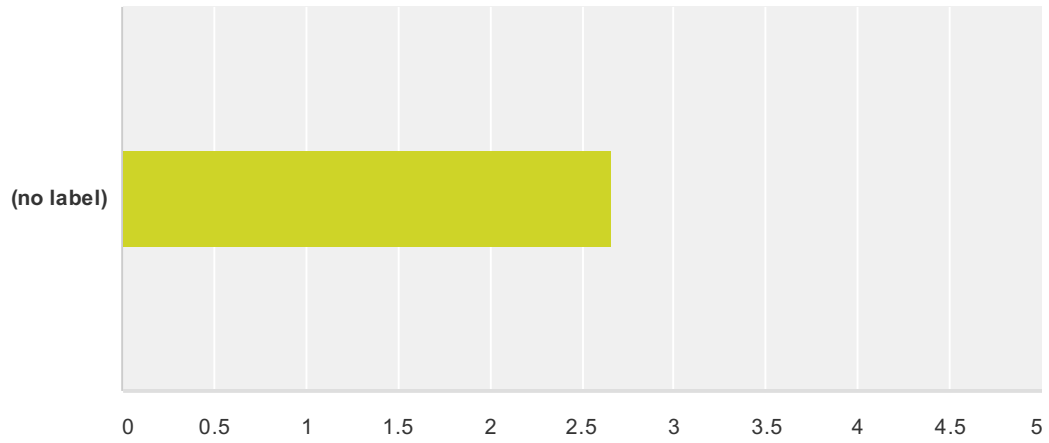
Answered: 61 Skipped: 0



	Strongly Agree	Agree	Disagree	Strongly Disagree	Don't know/Not applicable	Total	Average Rating
(no label)	9.84% 6	42.62% 26	3.28% 2	6.56% 4	37.70% 23	61	2.80

**Q12 College Council is an effective participatory governance body.**

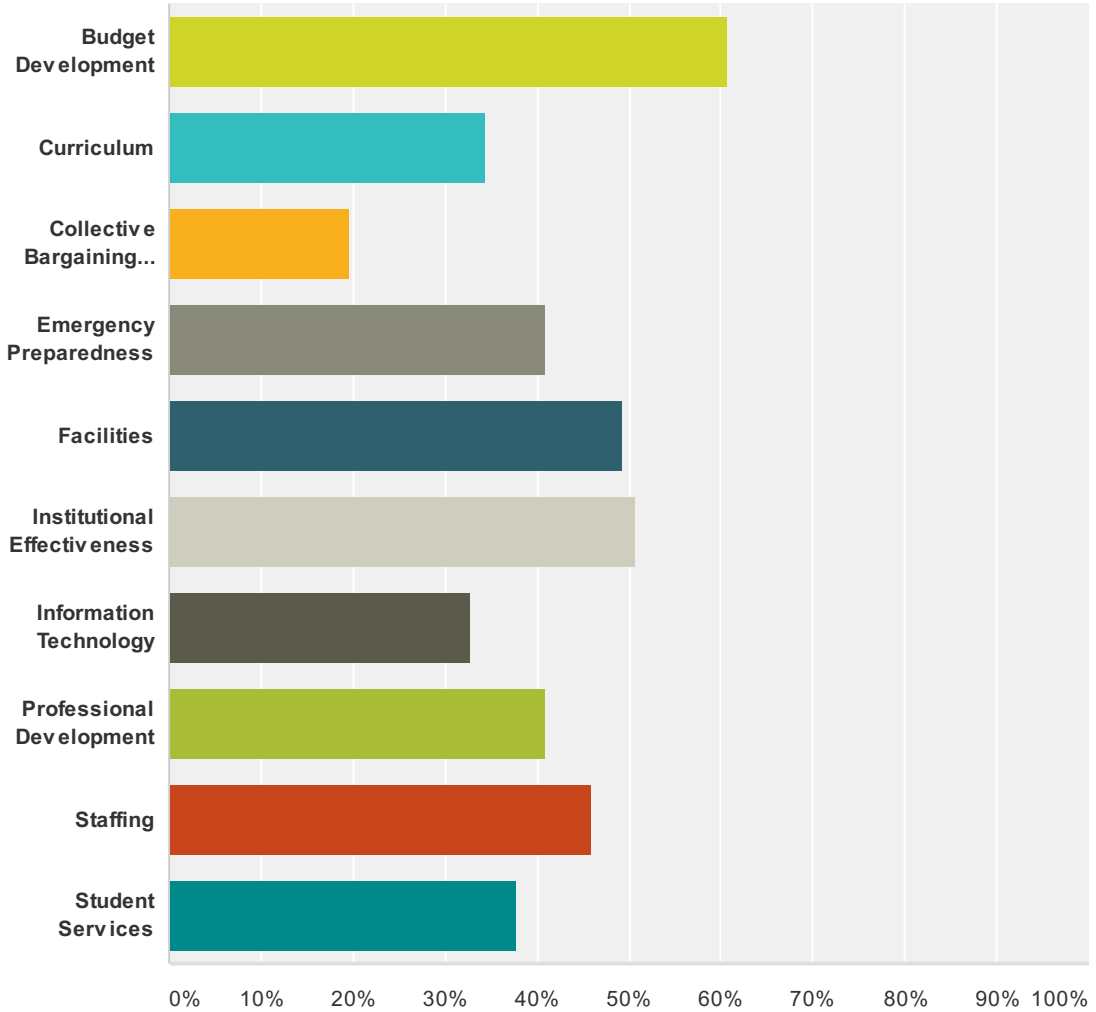
Answered: 61 Skipped: 0



	Strongly Agree	Agree	Disagree	Strongly Disagree	Don't know/Not applicable	Total	Average Rating
(no label)	6.56% 4	39.34% 24	6.56% 4	8.20% 5	39.34% 24	61	2.66

**Q13 I understand the role of College Council is to be a recommending body to the president in the following areas (choose all that apply):**

Answered: 61 Skipped: 0



Answer Choices	Responses
Budget Development	60.66% 37
Curriculum	34.43% 21
Collective Bargaining Agreements	19.67% 12
Emergency Preparedness	40.98% 25
Facilities	49.18% 30
Institutional Effectiveness	50.82% 31
Information Technology	32.79% 20
Professional Development	40.98% 25
Staffing	45.90% 28

# College Council Constituent Survey Spring 2014

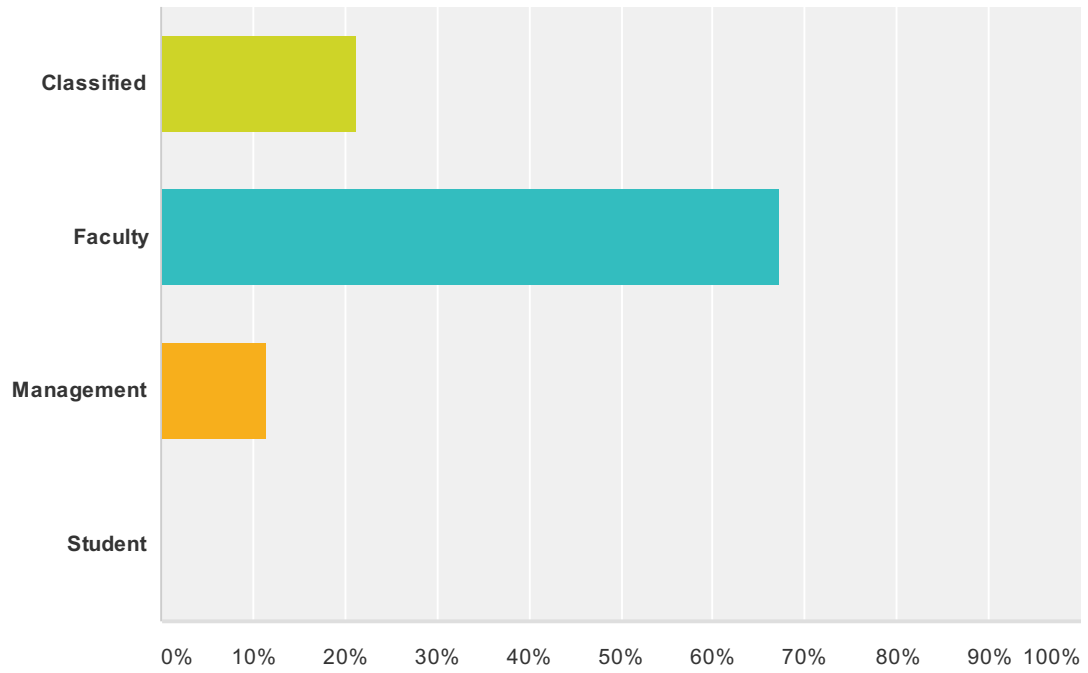
Student Services	37.70%	23
<b>Total Respondents: 61</b>		

**Q14 Please elaborate on any of your responses to the questions above or provide any other comments about the participatory governance at Cerro Coso Community College that you would like to share. (Please be specific and constructive. Limit 1,024 characters/about 150 words or so.)**

Answered: 61 Skipped: 0

### Q15 Which of the following groups do you belong to?

Answered: 61 Skipped: 0

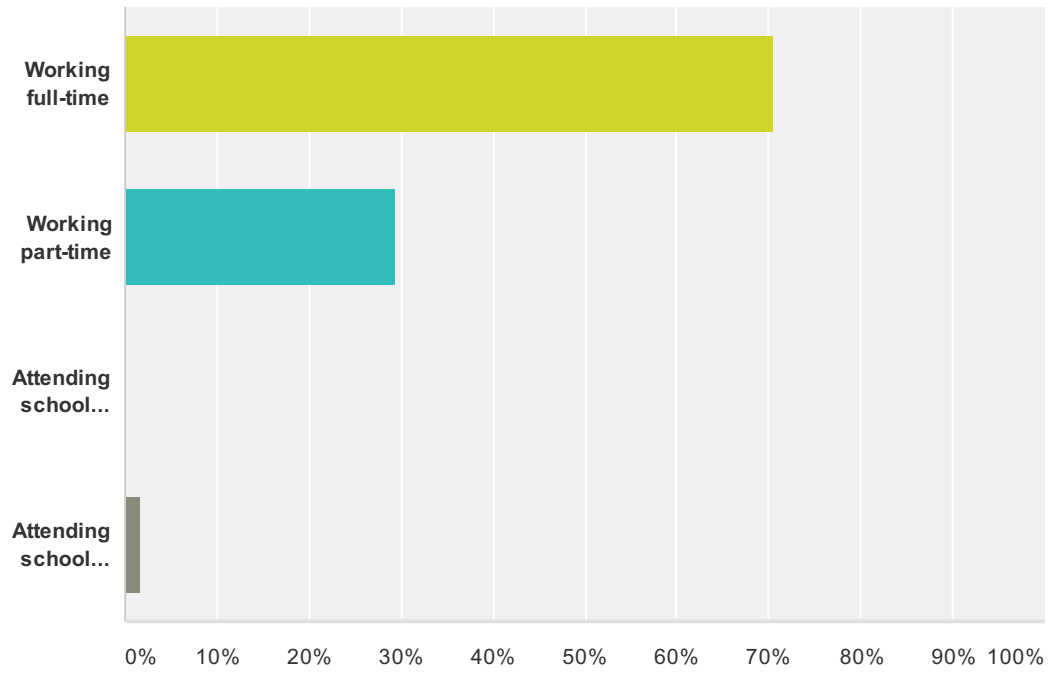


Answer Choices	Responses	
Classified	21.31%	13
Faculty	67.21%	41
Management	11.48%	7
Student	0.00%	0
<b>Total</b>		<b>61</b>



**Q16 Are you currently working full- or part-time or attending school full- or part-time.**

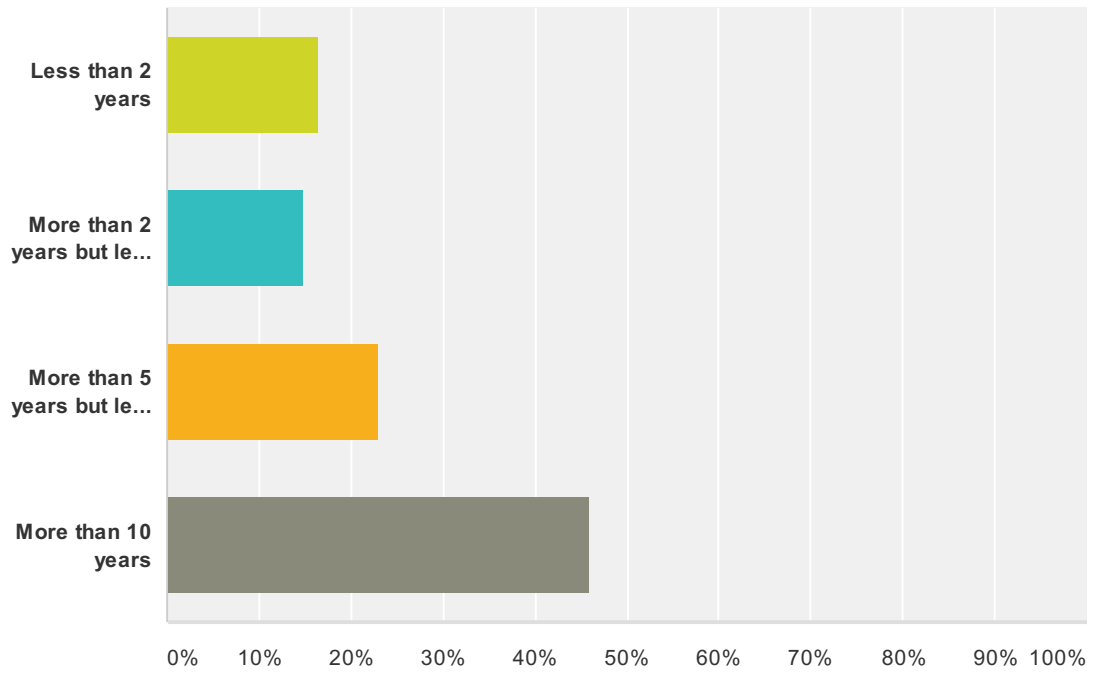
Answered: 61 Skipped: 0



Answer Choices	Responses	
Working full-time	70.49%	43
Working part-time	29.51%	18
Attending school full-time	0.00%	0
Attending school part-time	1.64%	1
<b>Total Respondents: 61</b>		

### Q17 How long have you worked or attended school at Cerro Coso Community College?

Answered: 61 Skipped: 0



Answer Choices	Responses
Less than 2 years	16.39% 10
More than 2 years but less than 5 years	14.75% 9
More than 5 years but less than 10 years	22.95% 14
More than 10 years	45.90% 28
<b>Total</b>	<b>61</b>