



## STEPS TO APPLY & ENROLL



Home > Enrollment Aid > Apply to Cerro Coso

- Registration
- Outreach
- Counseling
- Scholarships
- Athletes
- Consumer Information
- Determining Your Residency Status
- Dreamers AB540 and DACA Students
- Drop Policy
- Early College
- Financial Aid
- Important Dates
- International Students
- Refund Policy
- Prerequisites and Corequisites
- Specific Drop Dates

### Applying to Cerro Coso

Review and choose your student designation below for application information.

1. Create an account or log in to **CCCAApply** and submit your application. *See the information below about ID.me verification on the admissions application.*
2. Once you have submitted your application, click "Create my College Account" to activate your student account.
3. Open the Welcome Letter containing your Student ID number and Student email address sent to your personal email address.

#### Note

If you receive a notification that your application has been delayed, the Admissions & Records office will need to manually review the application. The office will contact you regarding any discrepancies and how to clear up the discrepancies. This process can take up to 4 weeks to review and process.

|  |   |   |  |
|--|---|---|--|
| <a href="#">Cerro Coso Application →</a> | <a href="#">Admissions Instructions →</a> | <a href="#">Instrucciones de Aplicación de Cerro Coso →</a> | <a href="#">View Class Schedules →</a> |
|--|---|---|--|

- Registration
- Outreach
- Counseling
- Scholarships
- Athletes
- Consumer Information
- Determining Your Residency Status
- Dreamers (B540 and DACA Students)
- Drop Policy
- Early College
- Financial Aid
- Importance Dates
- International Students
- Refund Policy
- Prerequisites and Corequisites
- Specific Drop Dates
- Student Employment
- Transfer Center
- CARES Act Funds Disclosures

## CCCApply ID.me Identity Verification

Beginning February 2, 2024, CCCApply will be integrating identity verification through ID.me. This will help protect student identities and prevent fraudulent students from taking spots in classes at Cerro Coso.




### VERIFY YOUR IDENTITY WITH ID.ME

Choosing "Verify Later" or opting out of ID.me could delay the verification process **up to 4 weeks**. Speed up your enrollment, verify your identity with ID.me.

#### Documents you may use to verify identity:

- Government-issued ID such as a current Driver's License or State ID card
- Passport or Passport Card
- U.S. Permanent Resident Card
- Employment Authorization Document



[Verifying your identity with ID.me \(LOA3\) on Vimeo.](#)

#### Certain student populations won't be able to use ID.me:

- No valid identity documentation from country of origin
- No permanent address (housing insecure/homeless)
- No internet access or a smartphone (incarcerated)
- Minors: [\(see the FAQ section below for more information\)](#)
- Foster youth or juvenile students who are wards of the court (an ID.me enhancement is in progress that may make this tool available in the future)

If you do not have the documents listed above or cannot use the ID.me Self-Service portal, please visit the [ID.me Help Center](#) to speak with a live agent. You can also verify your identity in person or via video chat with Cerro Coso Admissions & Records.

Virtually: Use [Ask Wiley to connect with a Live Agent](#) in the Admissions & Records department!

# ADMISSIONS



## Becoming a Student at Cerro Coso

Individuals who meet one of the following criteria are eligible for admission to Cerro Coso Community College:

- graduates of accredited high schools
- individuals who have either the California High School Proficiency or the General Education Development (GED) certificate

 **QUESTIONS? ASK WILEY**

- persons 18 years of age or older who are able to benefit from the college's instructional programs

### Student Success Video - Get the Basics

General instructions are below. There are also specific instructions for

- [Athletes](#)
- [High School Students Still in High School](#)
- [International Students](#)
- [Military Veterans](#)



1. Fill out the [application form](#) online.

2. Send us your transcripts, if we ask.

Credit earned from other accredited colleges or universities may be transferred to Cerro Coso upon admission. Students will need to provide official transcripts showing satisfactory scholarship and an honorable dismissal. Transcripts from all previously attended colleges must be mailed directly to Admissions and Records:

*Admissions & Records  
Cerro Coso Community College  
3000 College Heights Blvd  
Ridgecrest, CA 93555  
Phone: (760) 384-6374  
Fax: (760) 384-6377*

3. Attend [orientation](#).

4. Log into [Navigate](#).

5. Meet with a [counselor](#) to determine your [placement in math and English](#), and to develop a [Student Education Plan \(SEP\)](#).

6. Get [Financial Aid](#) by completing the [FAFSA](#) online at [studentaid.gov](#).

Cerro Coso's Federal School Code (010111) must be entered on your FAFSA so that your information will be transmitted to us electronically. You will also need a pin to sign the FAFSA electronically. Apply for a pin at [fsaid.ed.gov](#). Parents of dependent students must also apply for a pin.

7. If you qualify, also apply for a California College Promise Grant (formerly known as the BOG Fee Waiver) on the [Financial Aid](#) webpage.

8. [Register](#) for classes.

9. Pay [fees](#) prior to the start of the semester. Students with outstanding balances will be contacted by the Admissions & Records Department and a hold may be placed on accounts



with past-due balances. If you need assistance with paying for classes, be sure to apply for Financial Aid. Please contact [Financial Aid](#) with any questions.

10. Attend classes. Students who do not attend the first day of class will be **dropped**.


11. Meet with **counseling** each semester to further develop your SEP and discuss meeting your education and career goals.

# GET STARTED TODAY.

[APPLY NOW](#)

[REGISTER](#)

[FINANCIAL AID](#)



# HOW TO REGISTER FOR CLASSES

## Adding Multiple Classes



How to Add Multiple Classes

## Adding One Class



How to Add One Class


**GET  
STARTED  
TODAY.**

[APPLY NOW](#)

[REGISTER](#)

[FINANCIAL AID](#)







Navigation +

Navigation +

# HOW TO DROP A CLASS

---



How to Drop a Class

**GET  
STARTED  
TODAY.**

 **QUESTIONS? ASK WILEY**

[APPLY NOW](#)

[REGISTER](#)

[FINANCIAL AID](#)

