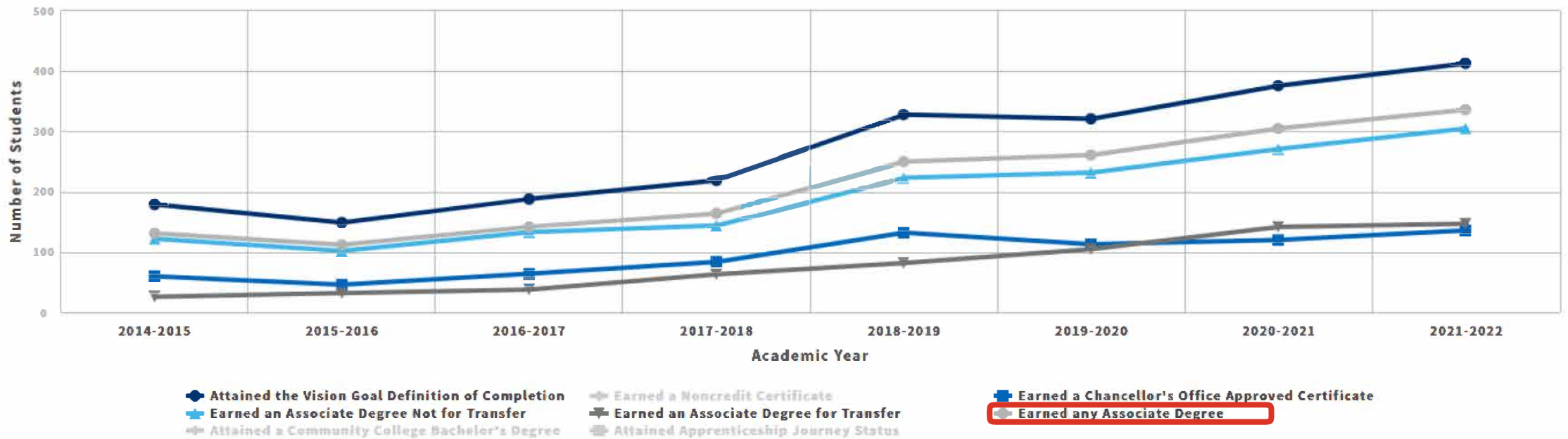


SUCCESS

Transitioned to Postsecondary or Earned an Award

Among students in selected student journey, the number of students who earned various types of awards in the selected year or attained apprenticeship journey status and the number of adult basic education, adult secondary education, and English as a Second Language students who enrolled in either a noncredit career education course or any college level credit course in the selected or subsequent year



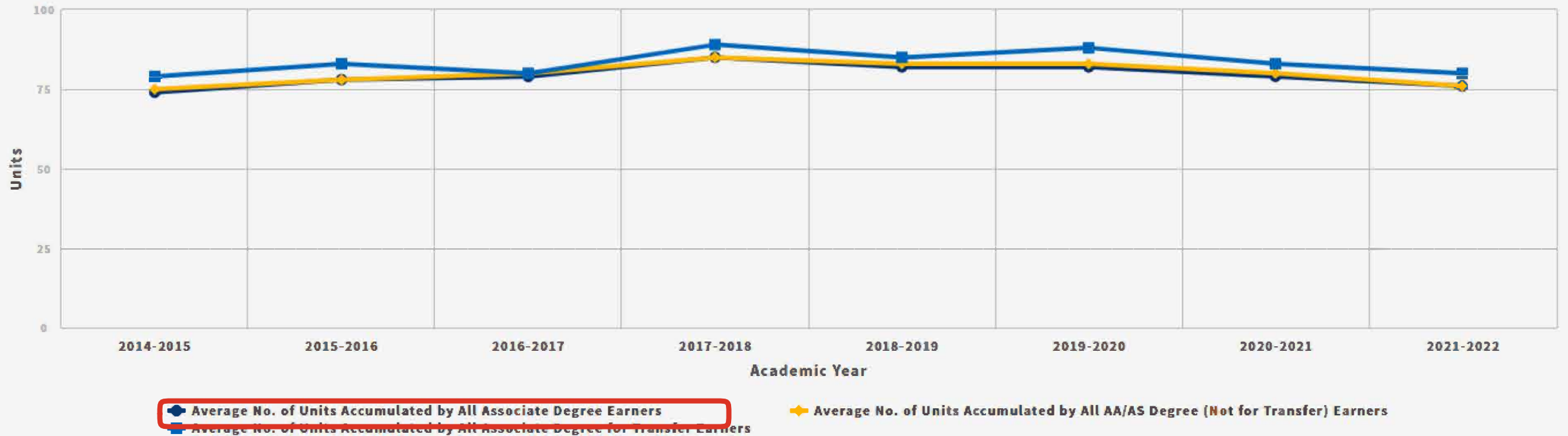
Source: Chancellor's Office Management Information System, Chancellor's Office Curriculum Inventory, Department of Apprenticeship Standards

Technical Definition

Note: When interpreting percentages displayed in the hover over for completion and transfer, please take into consideration that the denominator encompasses all students included in the Student Journey selection made. Therefore, if "All Students" is selected above, then students with different educational goals and course-taking patterns in the SSM dashboard are included in the denominator.

Average No. of Units Accumulated by All First Time Associate Degree Earners

Among students in the selected student journey who were enrolled and who earned an associate degree for the first time in the selected year, the average number of semester units in the California community college system earned up to and including the selected year

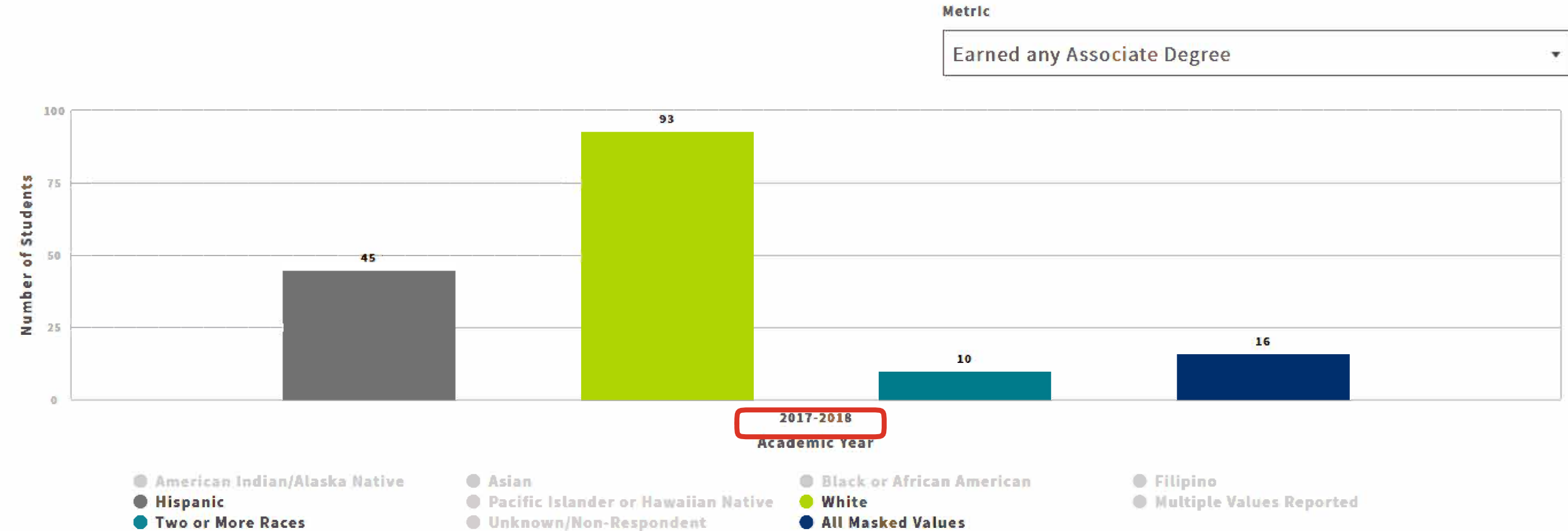


Source: Chancellor's Office Management Information System

[Technical Definition](#)

Transitioned to Postsecondary or Earned an Award

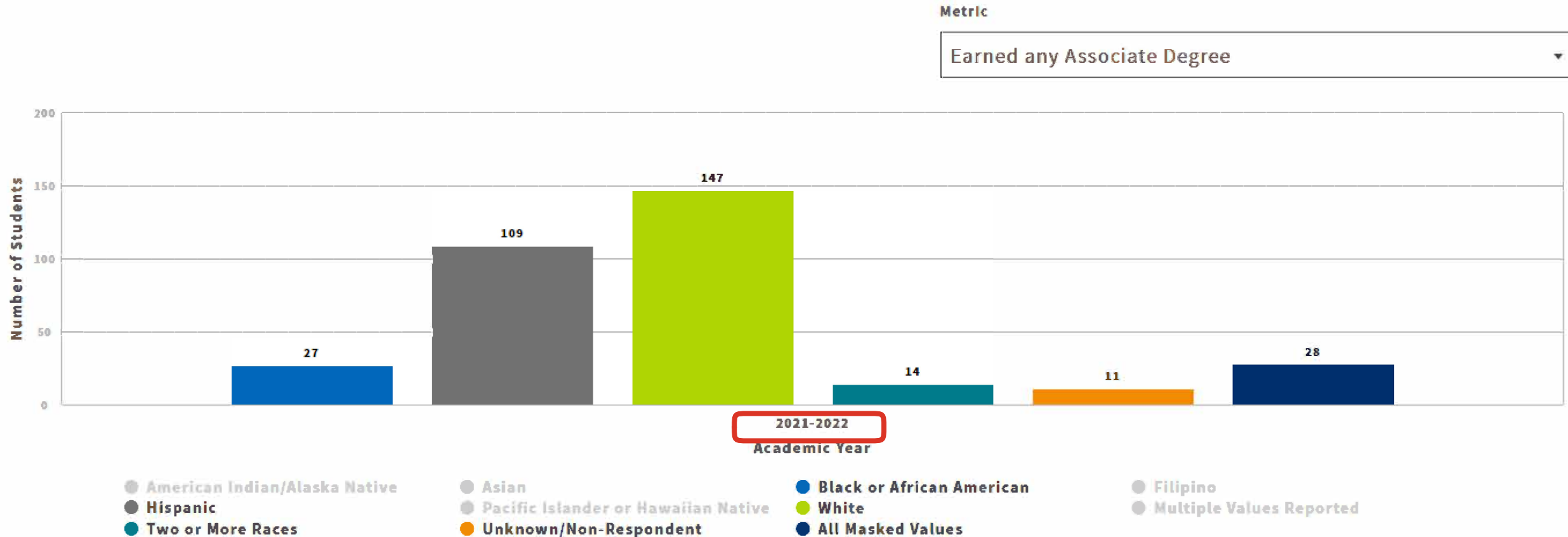
Among students in selected student journey, the number of students who earned various types of awards in the selected year or attained apprenticeship journey status and the number of adult basic education, adult secondary education, and English as a Second Language students who enrolled in either a noncredit career education course or any college level credit course in the selected or subsequent year



Groups with fewer than ten people or missing information are summed together and displayed in the "All Masked Values" for Suppression and Complementary Suppression purposes in accordance with FERPA. Under Complementary Suppression circumstances, the "All Masked Values" bar may represent a larger group together with small groups with <10 students. "All Masked Values" in this chart includes subgroups: American Indian/Alaska Native, Asian, Black or African American, Filipino, Pacific Islander or Hawaiian Native, Multiple Values Reported, and Unknown/Non-Respondent.

Transitioned to Postsecondary or Earned an Award

Among students in selected student journey, the number of students who earned various types of awards in the selected year or attained apprenticeship journey status and the number of adult basic education, adult secondary education, and English as a Second Language students who enrolled in either a noncredit career education course or any college level credit course in the selected or subsequent year



Groups with fewer than ten people or missing information are summed together and displayed in the "All Masked Values" for Suppression and Complementary Suppression purposes in accordance with FERPA. Under Complementary Suppression circumstances, the "All Masked Values" bar may represent a larger group together with small groups with <10 students. "All Masked Values" in this chart includes subgroups: American Indian/Alaska Native, Asian, Filipino, Pacific Islander or Hawaiian Native, and Multiple Values Reported.