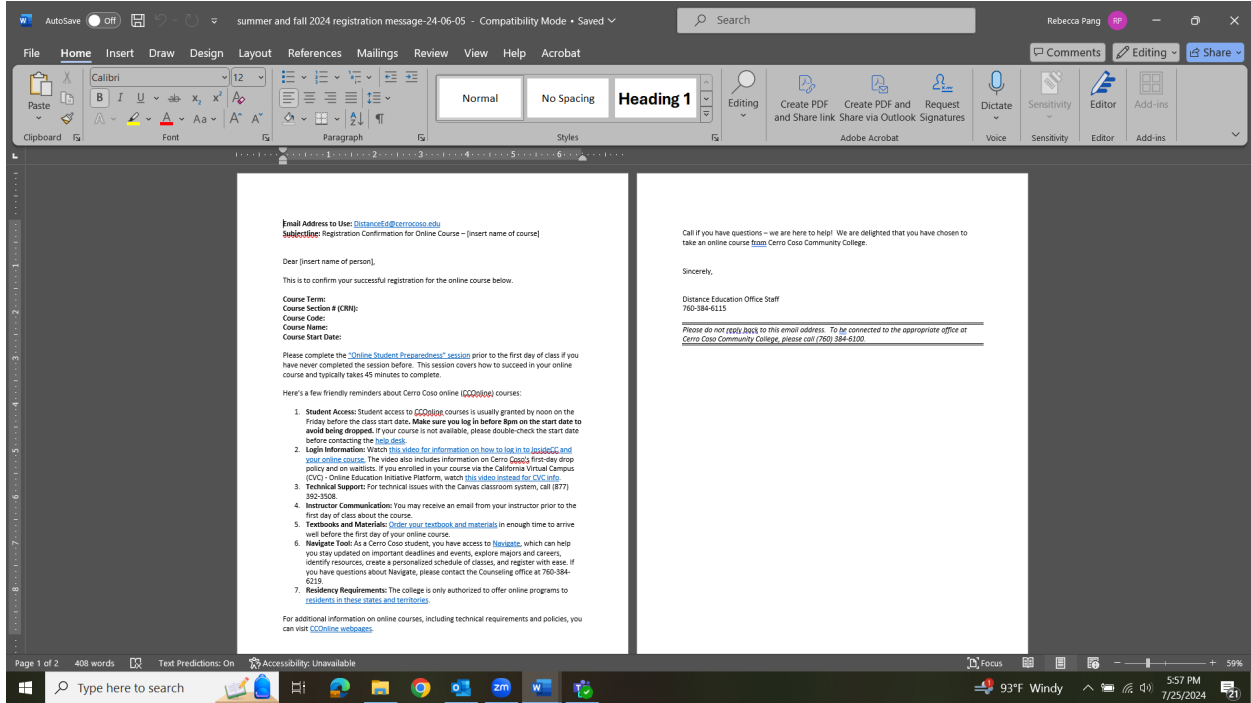
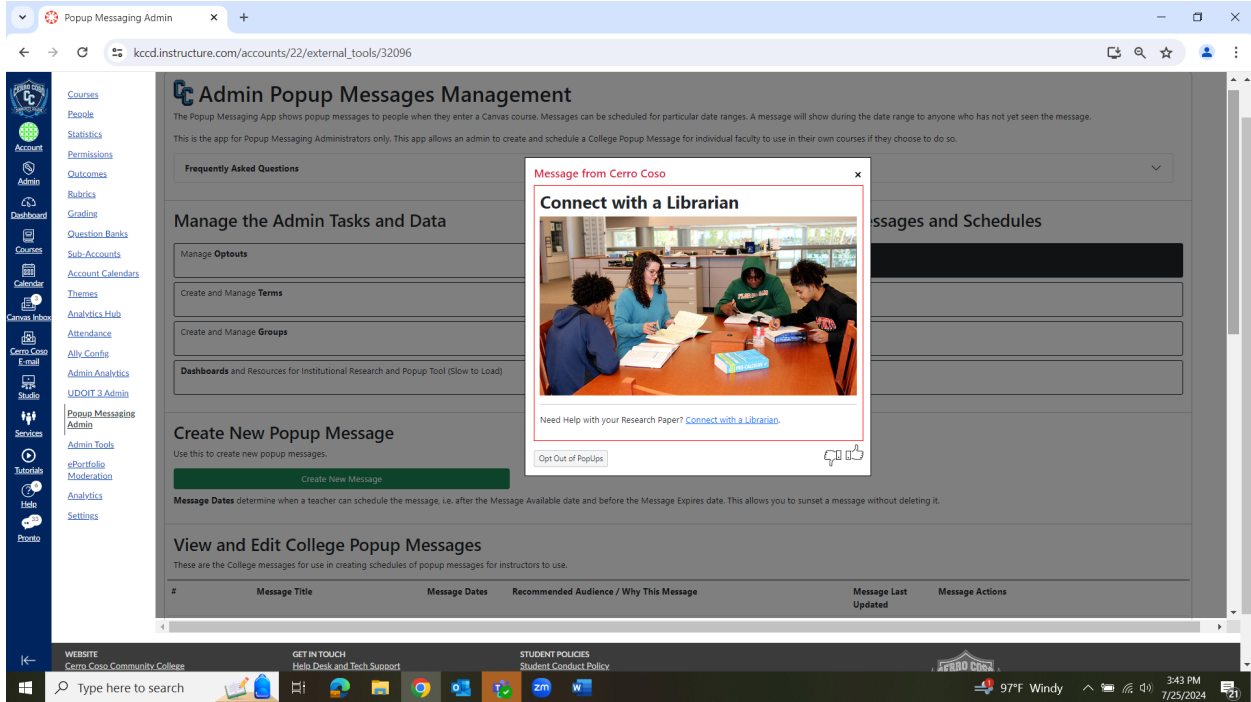


Student Communications

Auto-generated Registration Confirmation Email for Online Courses



Sample Popup Messages



Student Communications

Popup Messaging Admin

kccd.instructure.com/accounts/22/external_tools/32096

Admin Popup Messages Management

The Popup Messaging App shows popup messages to people when they enter a Canvas course. Messages can be scheduled for particular date ranges. A message will show during the date range to anyone who has not yet seen the message. This is the app for Popup Messaging Administrators only. This app allows an admin to create and schedule a College Popup Message for individual faculty to use in their own courses if they choose to do so.

Frequently Asked Questions

Manage the Admin Tasks and Data

Manage Options

Create and Manage Terms

Create and Manage Groups

Dashboards and Resources for Institutional Research and Popup Tool (Slow to Load)

Create New Popup Message

Use this to create new popup messages.

Message Dates determine when a teacher can schedule the message, i.e. after the Message Available date and before the Message Expires date.

View and Edit College Popup Messages


These are the College messages for use in creating schedules of popup messages for instructors to use.

#	Message Title	Message Dates	Recommended Audience
2	Navigating Your Online Course Successfully	August 15, 2023 to August 15, 2029	All Students These two tutorials are courses.
3	Connect with a Librarian	December 5, 2023 to December 5, 2029	All Students Once the PopUp message PopUp LT whenever the student is in a course.
4	Support Student Basic Needs	December 13, 2023 to December 13, 2029	All Students Inform the student that our college provides basic need services they can use if necessary.
15	Do you have an Educational Plan?	August 17, 2023 to August 17, 2029	All Students Students with an education plan are much more likely to be successful in their classes and complete their degree or certificate.
25	2023-2024 ECE Educational Support Grant (ESG)	January 18, 2024 to January 18, 2024	All Students Inform students of ECE grant opportunity.
27	Library Workshops	June 26, 2024 to December 31, 2024	All Students

Message from Cerro Coso

We're Here to Support Your Basic Needs!

If you are in need of food, transportation, or other resources, please fill out our [Basic Needs Form](#) or stop by the [CC Masterstage](#) for more information.



Remember, we're here to help you succeed. So please reach out to us if you need anything!

Out of Popups

Message Last Updated: 2024-06-26 08:03:35, 2024-06-26 08:03:35, 2024-06-26 08:03:35, 2024-06-26 08:03:35, 2024-01-18 01:42:06, 2024-06-26 15:50:47

Message Actions: Delete, Edit, Preview Message

97°F Windy 3:44 PM 7/25/2024

Popup Messaging Admin

kccd.instructure.com/accounts/22/external_tools/32096

Admin Popup Messages Management

The Popup Messaging App shows popup messages to people when they enter a Canvas course. Messages can be scheduled for particular date ranges. A message will show during the date range to anyone who has not yet seen the message. This is the app for Popup Messaging Administrators only. This app allows an admin to create and schedule a College Popup Message for individual faculty to use in their own courses if they choose to do so.

Frequently Asked Questions

Manage the Admin Tasks and Data

Manage Options

Create and Manage Terms

Create and Manage Groups

Dashboards and Resources for Institutional Research and Popup Tool (Slow to Load)

Create New Popup Message

Use this to create new popup messages.

Message Dates determine when a teacher can schedule the message, i.e. after the Message Available date and before the Message Expires date.

View and Edit College Popup Messages


These are the College messages for use in creating schedules of popup messages for instructors to use.

#	Message Title	Message Dates	Recommended Audience
2	Navigating Your Online Course Successfully	August 15, 2023 to August 15, 2029	All Students These two tutorials are courses.
3	Connect with a Librarian	December 5, 2023 to December 5, 2029	All Students Once the PopUp message PopUp LT whenever the student is in a course.
4	Support Student Basic Needs	December 13, 2023 to December 13, 2029	All Students Inform the student that our college provides basic need services they can use if necessary.
15	Do you have an Educational Plan?	August 17, 2023 to August 17, 2029	All Students Students with an education plan are much more likely to be successful in their classes and complete their degree or certificate.
25	2023-2024 ECE Educational Support Grant (ESG)	January 18, 2024 to January 18, 2024	All Students Inform students of ECE grant opportunity.


Message from Cerro Coso

Do You have an Education Plan?

An Educational Plan is an outline of the coursework required to complete your educational goal or program of study. It is YOUR personalized roadmap that can save you time and money.



Schedule an appointment with a counselor. Call 760-384-6219 or email counseling_forms@cerrocoso.edu to make your appointment.



Out of Popups

Message Last Updated: 2024-06-26 08:03:35, 2024-06-26 08:03:35, 2024-06-26 08:03:35, 2024-06-26 08:03:35, 2024-01-18 01:42:06, 2024-06-26 15:50:47

Message Actions: Delete, Edit, Preview Message

97°F Windy 3:44 PM 7/25/2024

Student Communications

Admin Popup Messages Management

The Popup Messaging App shows popup messages to people when they enter a Canvas course. Messages can be scheduled for particular date ranges. A message will show during the date range to anyone who has not yet seen the message. This is the app for Popup Messaging Administrators only. This app allows an admin to create and schedule a College Popup Message for individual faculty to use in their own courses if they choose to do so.

Message from Cerro Coso

FINANCIAL AID DISBURSEMENT SCHEDULE

SPRING 2024

Disbursement dates may change without notice. Visit the [Cerro Coso's Financial Aid website](#) for more information!
It's not too late to submit your Free Application for [Federal Student Aid \(FAFSA\)](#) or [California Dream Act Application \(CADAA\)](#)

Manage the Admin Tasks and Data

Create New Popup Message

Use this to create new popup messages.

Message Dates determine when a teacher can schedule the message, i.e. after the Message Available date and before the Message Expires date.

View and Edit College Popup Messages

#	Message Title	Message Dates	Recommended Audience / Why This Message	Message Last Updated	Message Actions
2	Navigating Your Online Course Successfully	August 15, 2023 to August 15, 2029	All Students These two tutorials aim to help students understand where Canvas and Zoom LT features are located within their Canvas course.	2024-06-26 08:03:35	Delete Edit Preview Message
3	Connect with a Librarian	December 5, 2023 to December 5, 2029	All Students Once the popup message appears once in their course, student will gain access to the librarian link through the History Popup LT whenever they need it.	2024-06-26 08:03:35	Delete Edit Preview Message
4	Support Student Basic Needs	December 13, 2023 to December 13, 2029	All Students Inform the student that our college provides basic need services they can use if necessary.	2024-06-26 08:03:35	Delete Edit Preview Message
15	Do you have an Educational Plan?	August 17, 2023 to August 17, 2029	All Students Students with an education plan are much more likely to be successful in their classes and complete their degree or certificate.	2024-06-26 08:03:35	Delete Edit Preview Message
23	2023-2024 ECE Educational Support Grant (ESG)	January 18, 2024 to January	All Students	2024-01-18 01:42:06	Delete Edit Preview Message

Admin Popup Messages Management

The Popup Messaging App shows popup messages to people when they enter a Canvas course. Messages can be scheduled for particular date ranges. A message will show during the date range to anyone who has not yet seen the message. This is the app for Popup Messaging Administrators only. This app allows an admin to create and schedule a College Popup Message for individual faculty to use in their own courses if they choose to do so.

Message from Cerro Coso

Attention Child Development Students:
2023-2024 ECE Educational Support Grant (ESG)

The Child Development Training Consortium (CDTC) is pleased to announce that the 2023-2024 ECE Educational Support Grant (ESG) application is available. This program provides support for specific educational expenses to students attending California Community Colleges. Students pursuing a career in early childhood or child development MAY be eligible to apply for the ECE Educational Support Grant. Eligibility criteria is included in the application.

Application
You can access the ESG application at [cdtcdevelopment.org](#)

Grant Application Deadlines:
Winter 24: March 5, 2024
Spring 24: March 5, 2024

Questions
If you have questions, please send them to cdtc@cdtc.edu.

Manage the Admin Tasks and Data

Create New Popup Message

Use this to create new popup messages.

Message Dates determine when a teacher can schedule the message, i.e. after the Message Available date and before the Message Expires date.

View and Edit College Popup Messages

#	Message Title	Message Dates	Recommended Audience / Why This Message	Message Last Updated	Message Actions
2	Navigating Your Online Course Successfully	August 15, 2023 to August 15, 2029	All Students These two tutorials aim to help students understand where Canvas and Zoom LT features are located within their Canvas course.	2024-06-26 08:03:35	Delete Edit Preview Message
3	Connect with a Librarian	December 5, 2023 to December 5, 2029	All Students Once the popup message appears once in their course, student will gain access to the librarian link through the History Popup LT whenever they need it.	2024-06-26 08:03:35	Delete Edit Preview Message
4	Support Student Basic Needs	December 13, 2023 to December 13, 2029	All Students Inform the student that our college provides basic need services they can use if necessary.	2024-06-26 08:03:35	Delete Edit Preview Message
15	Do you have an Educational Plan?	August 17, 2023 to August 17, 2029	All Students Students with an education plan are much more likely to be successful in their classes and complete their degree or certificate.	2024-06-26 08:03:35	Delete Edit Preview Message
23	2023-2024 ECE Educational Support Grant (ESG)	January 18, 2024 to January	All Students	2024-01-18 01:42:06	Delete Edit Preview Message

Student Communications

Sample Canvas Dashboard Announcement for Students

Welcome to Cerro Coso Community College, California Virtual Campus (CVC) Students!

Learn about the First Day Drop and Waitlist Policies.

[Accessing Cerro Coso Canvas for CVC Students](#)

[Navigating Your Online Course Successfully](#)

This is a message from Cerro Coso Community College

Dashboard

Published Courses (16)

- Online Preparedness Session - 20...
[Online Preparedness Session - ...](#)
Fall 2024
- Script Header - Footer settings "D...
[Script Header - Footer settings](#)
Semins.2024
- Script Catalog Course* DO NOT D...
[Catalog Course](#)
Fall 2022

Canvas Test Installation | This Canvas installation is only for testing and will reset every month.

Sample Canvas Course Header Announcements for Students

Message: Update Zoom! Update your Zoom application to prevent issues with breakout rooms and other aspects of Zoom. [Click to download and install Zoom \(Opens in New Window\)](#)

If you use a Chromebook and need help updating your Zoom, please create a help desk ticket.

Online Preparedness Session - 2024 Summer and Fall

Recent Announcements

Online Preparedness Session - 2024 Summer and Fall

Welcome to your "Online Student Preparedness" session at Cerro Coso Community College.

The "Online Student Preparedness" session is an overview of your responsibilities in online courses, our expectations of you as an online student, how you can navigate through online courses with ease, and how you can get support to help with your online courses. The goal is to help you

Course Status: Published

Canvas Test Installation | This Canvas installation is only for testing and will reset every month.

Student Communications

This screenshot shows the Canvas LMS interface for an "Online Preparedness Session - 2024 Summer and Fall" course. At the top, a green banner message states: "Message: Technical Issue Messaging: Pronto is experiencing a disruption of service that started in the afternoon on Monday, January 24. Pronto is working on resolving this. Until they do, the Pronto Messaging widget is unavailable. We will inform you once it's resolved." Below this, the course title "Online Preparedness Session - 2024 Summer and Fall" is displayed. The main content area features a "Recent Announcements" section with a heading "Online Preparedness Session - 2024 Summer and Fall" and a sub-heading "Welcome to your 'Online Student Preparedness' session at Cerro Coso Community College." The announcement includes a video thumbnail and a text block: "Welcome to your 'Online Student Preparedness' session at Cerro Coso Community College. The 'Online Student Preparedness' session is an overview of your responsibilities in online courses, our expectations of you as an online student, how you can navigate through your online course with ease, and how you can find campus support to help enrich your online experience. The goal is to help you become successful in an online environment." Navigation links for "Welcome Message", "IMPORTANT! MUST READ!", "Online Preparedness Modules", and "Contact Information" are provided. A sidebar on the left lists course navigation options like Home, Modules, NetTutor, and UDOIT 3 (CC). A right sidebar shows "Course Status" as "Published" and "Student To Do" as "Nothing for now". A "Canvas Test Installation" warning is visible at the bottom of the page.

This screenshot shows the same Canvas LMS course page as above, but with a different message at the top. The green banner message reads: "Message: Is Your Browser Up to Date? Check Your Browser [How to Update Your Browser](#) [Why You Should Update Your Browser](#). Watch Student Canvas Tutorial: [Navigating Your Online Course Successfully](#). Click to Take [Computer Readiness Test](#)." The rest of the page content, including the "Recent Announcements" section and the sidebar, remains identical to the previous screenshot. The "Canvas Test Installation" warning is also present at the bottom.

Student Communications

Canvas Course Footer

The screenshot shows a web browser window displaying a Canvas LMS course page. The browser address bar shows the URL `kccd.test.instructure.com/courses/89725`. On the left is a navigation sidebar with icons for Account, Admin, Dashboard, Courses, Calendar, Canvas Inbox, Cerro Coso E-mail, Studio, and Services. The main content area has a 'Modules' section with three items: 'Career Planning (5 min)', 'Instructional Support (5 min)', and 'Financial Planning (5 min)'. Below this is a footer banner with three columns of links: 'WEBSITE' (Cerro Coso Community College, Kern Community College District), 'GET IN TOUCH' (Help Desk and Tech Support, Distance Education Office, Student Questions & Feedback), and 'STUDENT POLICIES' (Student Conduct Policy, Student Complaint Policy, Copyright Infringement Policy, Student Handbook). The banner also features the EKCCO logo and the Cerro Coso Community College logo. At the bottom of the browser window, a notification reads: 'This Canvas installation is only for testing and will reset every month.'

Activating Cerro Coso Email Address as an Exchange Students

The screenshot shows an Outlook email interface. The subject line is 'Important - Activate Your Cerro Coso Email and Log In to Your Summer 2024 Course(s) - Message (HT...'. The sender is Rebecca Pang, with the email address `cc_canvasadmin@cerrococo.edu`. The email body contains the following text:

Dear California Virtual Campus (CVC) Students,

This is a friendly reminder to activate your Cerro Coso email account as soon as possible. Please note that you must log in to your Summer 2024 online course by 8PM on the first day of class. Failure to do so will result in being dropped from your online Cerro Coso course, in accordance with our college practice.

To assist you, we have provided a tutorial with detailed instructions below.
<https://www.cerrococo.edu/cconline/exchange-video>

If you have questions or need further assistance, don't hesitate to contact us.

Best Regards,

Rebecca Pang
Director of Distance Education
Cerro Coso Community College

Cerro Coso Distance Education Support
Cc_canvasadmin@cerrococo.edu

Student Communications

Canvas Support and FAQs for Students

The screenshot shows a web browser window displaying the Canvas Support and FAQs for Students page. The URL is kccd.instructure.com/courses/59236. The page features a navigation sidebar on the left with a search bar and various icons. The main content area includes a header "Canvas Support and FAQs for Students" and a sub-header "For support for common Canvas issues and other online student issues, click on your school:". Below this, there are three large icons for "BC Canvas Support", "CC Canvas Support", and "PC POSTERVILLE COLLEGE Canvas Support". Each icon is accompanied by a "Get Started" video guide link. Further down, there are links for "BC Student Chat with Canvas Support", "CC Student Chat with Canvas Support", and "PC Student Chat with Canvas Support". At the bottom, there is a "Help Desk & Tech Support" section with links for "Canvas Help Resources", "Conversations Overview", "DocViewer Overview", "Notification Preferences", and "Rich Content Editor". A red arrow points from the "Canvas Support and FAQs" link in the sidebar to the main content area.

Canvas Student Tutorials

The screenshot shows a web browser window displaying the Canvas Student Tutorials page. The URL is kccd.instructure.com/courses/89725. The page features a navigation sidebar on the left with a search bar and various icons. The main content area includes a header "Student Tutorials" and a sub-header "Click on the buttons with arrows to expand the choices:". Below this, there are several expandable sections: "Canvas by Desktop", "Canvas by Mobile", "Zoom", "Canvas External Tools", "Accessibility Tools", and "Other Software Applications". The "Zoom" section is expanded, showing links for "Zoom & Student Connect in Canvas", "Zoom Show-Me Videos", "Canvas Zoom Student Guide", "Canvas Student Connect Student Guide", and "Canvas External Tools". The "Accessibility Tools" section is also expanded, showing links for "Canvas Accessibility", "Equatio", and "Immersive Reader". The main content area also includes a "Preparedness Session - 2024 Summer and Fall" section with a video player and a "To Do" section with the text "Nothing for now". A red arrow points from the "Canvas Student Tutorials" link in the sidebar to the main content area.

Student Communications

Canvas Student Service

The screenshot displays the Canvas Student Service interface. On the left is a navigation sidebar with categories like 'Getting Started', 'Your Academic Path', 'Financial Aid and Scholarships', 'Your Student Life', 'Your Career and Student Jobs', 'Your Wellness and Safety', and 'Your Legal Rights'. The main content area is titled 'Popup Message History in Online Preparedness Session - 2024 Summer and Fall'. It contains a table with the following data:

Message Title	Date of Message	View Message
Support Student Basic Needs	Friday, May 3rd, 2024	Preview Message
Do you have an Educational Plan?	Friday, May 10th, 2024	Preview Message
Support Student Basic Needs	Friday, May 17th, 2024	Preview Message
Do you have an Educational Plan?	Friday, May 24th, 2024	Preview Message
Support Student Basic Needs	Friday, May 31st, 2024	Preview Message
Your Checklist for Financial Aid RA2024	Friday, July 5th, 2024	Preview Message
Available Learning Assistant Career Services to Students	Friday, July 12th, 2024	Preview Message

At the bottom of the interface, there is a system tray showing the date and time as 3:50 PM on 7/25/2024, along with weather information (97°F Windy) and system icons.