

# Summary of Progress Towards Strategic Plan Goals

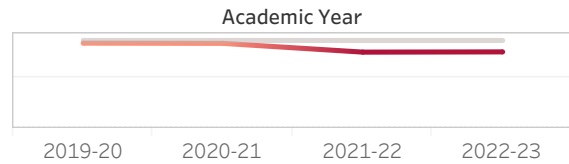
Overall Enrollment, FTES & Headcount Me..	Overall Dropped Enrollments & Studen..	Overall Core Counseling Services	Overall Persistence	Subpopulations' Dropped Enrollments ..	Subpopulations' Cor..
---	--	----------------------------------	---------------------	--	-----------------------

[Home!](#)

## Overall Enrollment, FTES & Headcount Metrics

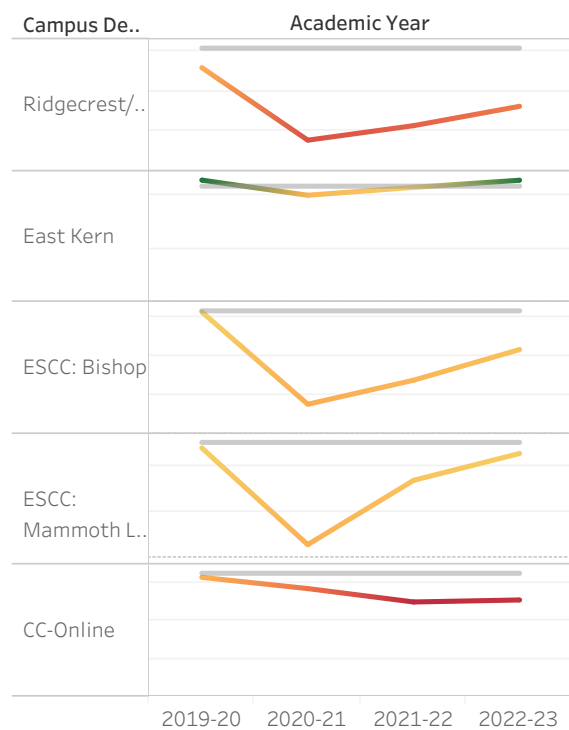
Increase FTES.  
Target: 3,420

	2022-23
FTES	2,976.41
Yr-to-Yr % Dif..	0.32%



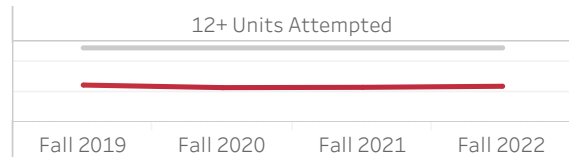
Headcount by Campus  
 Ridgecrest/IWV Target: 1,545 (Excludes ACAD/Police In-Service)  
 East Kern Target: 2,182 (Includes ISEP)  
 ESCC Bishop Target: 318  
 ESCC Mammoth Lakes Target: 251  
 CC-Online Target: 6,518

	2022-23	
Ridgecrest/I..	Headc..	816
	Yr-to-Yr % ..	42.16%
East Kern	Headc..	2,294
	Yr-to-Yr % ..	6.20%
ESCC: Bishop	Headc..	218
	Yr-to-Yr % ..	56.83%
ESCC: Mammoth L..	Headc..	227
	Yr-to-Yr % ..	34.32%
CC-Online	Headc..	5,107
	Yr-to-Yr % ..	2.12%



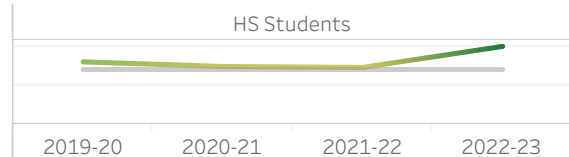
Units Attempted in 1st Term.  
Target: 496

	Fall 2022
Count of Cohort	242.0
% Yr-to-Yr Diff..	2.98%



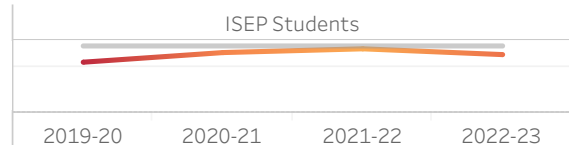
HS Enrollments  
Target: 2,821

	2022-23
Enrollment	4,006
Yr-to-Yr % Diff..	36.77%



ISEP Student Headcount  
Target: 1,480

	2022-23
Headcount	1,289
Yr-to-Yr % Diff..	-9.03%



# Summary of Progress Towards Strategic Plan Goals

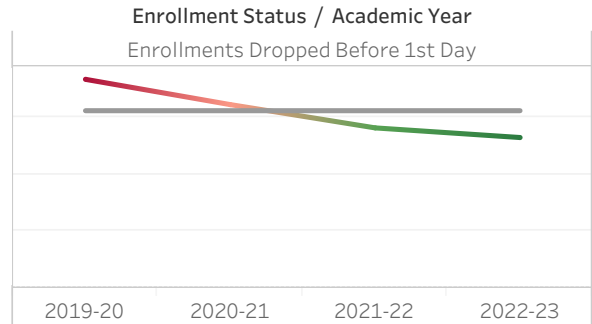
Overall Enrollment, FTES & Headcount Me..	Overall Dropped Enrollments & Studen..	Overall Core Counseling Services	Overall Persistence	Subpopulations' Dropped Enrollments ..	Subpopulations' Cor..
---	--	----------------------------------	---------------------	--	-----------------------

## Overall Dropped Enrollments & Students

[Home!](#)

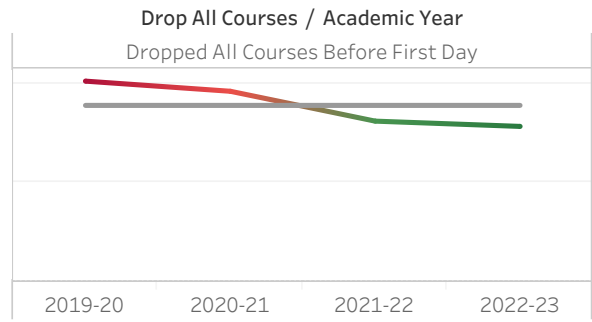
Decrease the % of enrollments dropped before 1st day of class  
Target: 15.6%

	Academic Year
	2022-23
% of Enrollme..	13.24%
Yr-to-Yr % Diff..	-7.52%



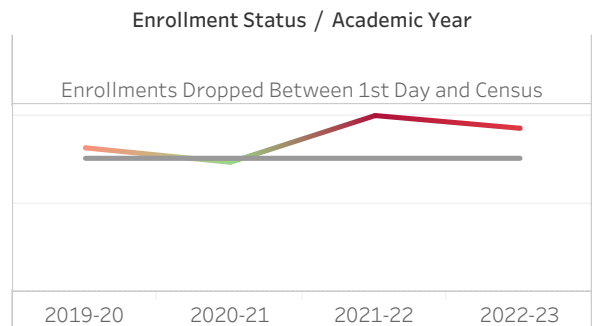
Decrease the % of students dropped from all courses before 1st day  
Target: 8.9%

	Academic Year
	2022-23
% Headcount ..	7.84%
% Difference i..	-3.47%



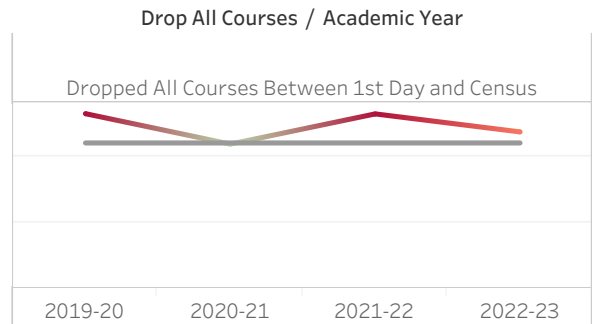
Decrease the % of enrollments dropped between 1st day & census  
Target: 15.2%

	Academic Year
	2022-23
% of Enrollme..	18.61%
Yr-to-Yr % Diff..	-8.68%



Decrease the % of students dropped from all courses between 1st day & census  
Target: 11.0%

	Academic Year
	2022-23
% Headcount b..	11.83%
% Difference in..	-10.48%



# Summary of Progress Towards Strategic Plan Goals

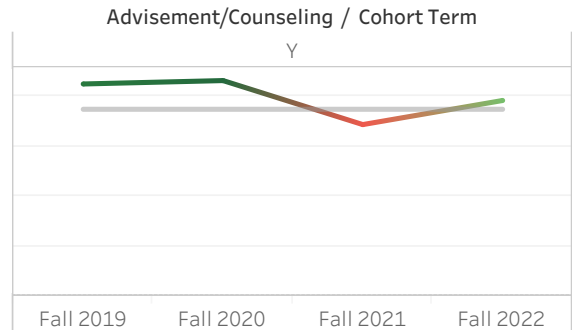
Overall Enrollment, FTES & Headcount Me..	Overall Dropped Enrollments & Studen..	<b>Overall Core Counseling Services</b>	Overall Persistence	Subpopulations' Dropped Enrollments ..	Subpopulations' Cor..
---	--	---	---------------------	--	-----------------------

## Overall Core Counseling Services

[Home!](#)

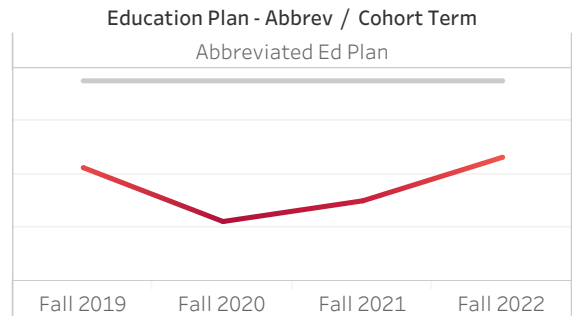
Increase the % of students completing advisement/counseling as part of onboarding.  
Target: 74.9%

	Cohort Term
	Fall 2022
% of Total Hea..	78.42%
% Difference in..	19.58%



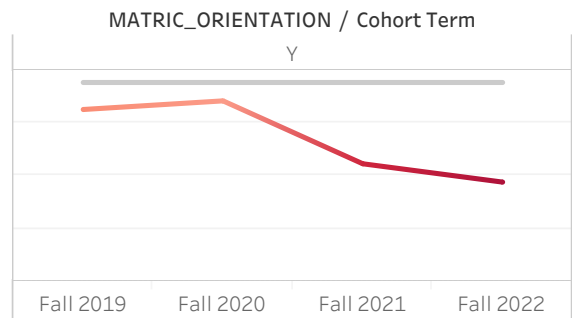
Increase the % of students completing abbreviated education plans as part of onboarding.  
Target: 55.4%

	Cohort Term
	Fall 2022
% of Total Hea..	46.40%
% Difference in..	61.31%



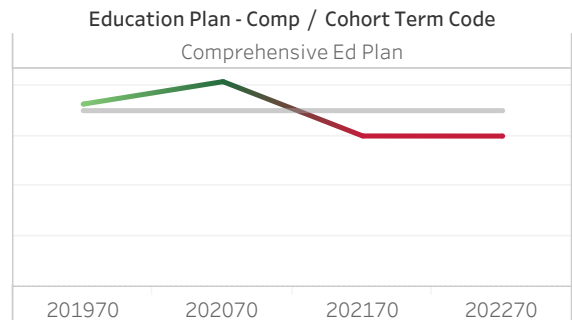
Increase the % of students completing orientation as part of onboarding.  
Target: 68.7%

	Cohort Term
	Fall 2022
% of Total Hea..	37.46%
% Difference in..	-11.74%



Increase the % of students completing comprehensive education plans in 1st term.  
Target: 35%

	Cohort Term
	Fall 2022
% of Total ..	29.97%
% Differenc..	4.79%



# Summary of Progress Towards Strategic Plan Goals

Ov e..	Overall Dropped Enrollments & Studen..	Overall Core Counseling Services	<b>Overall Persistence</b>	Subpopulations' Dropped Enrollments ..	Subpopulations' Core Counseling Services	Subp opul..
-----------	---	-------------------------------------	----------------------------	---	---	----------------

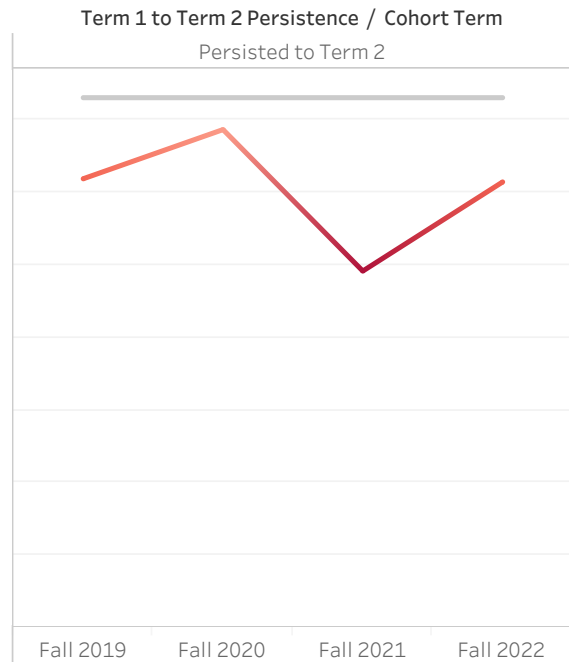
[Home!](#)

## Overall Persistence

Increase the % of 1st time degree seeking students persisting from term 1 to term 2.

Target: 73.1%

	Cohort Term
	Fall 2022
% of Total Hea..	61.47%
% Difference in..	31.02%



Increase the % of 1st time degree seeking students persisting from term 1 to term 3.

Target: 52.1%

	Cohort Term
	Fall 2021
% of Total Hea..	35.01%
% Difference in..	-19.42%



# Summary of Progress Towards Strategic Plan Goals

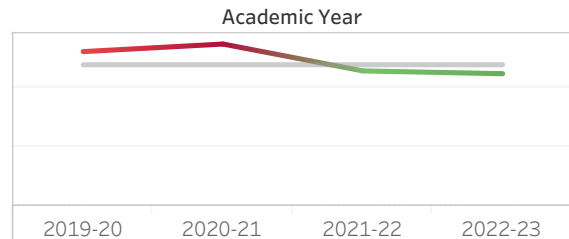
Overall Core Counseling Services	Overall Persistence	Subpopulations' Dropped Enrollments ..	Subpopulations' Core Counseling Services	Subpopulations' Credits Completed: ..	Subpopul..
----------------------------------	---------------------	--	--	---------------------------------------	------------

## Subpopulations' Dropped Enrollments & Students

[Home!](#)

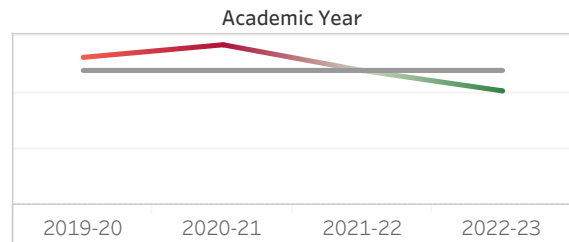
Decrease the % of students aged 20 to 24 dropped from all courses before the 1st day  
Target: 12.0%

	2022-23
% of Total Hea..	11.24%
% Difference i..	-0.67%



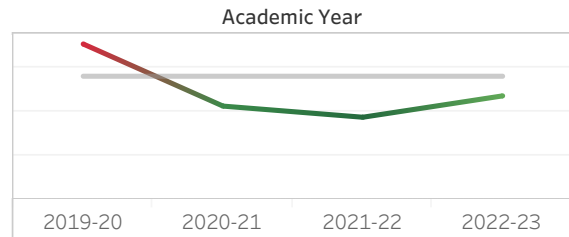
Decrease the % of first-generation students dropped from all courses before the 1st day  
Target: 12.0%

	Academic Year
	2022-23
% of Total Hea..	10.18%
% Difference i..	-14.17%



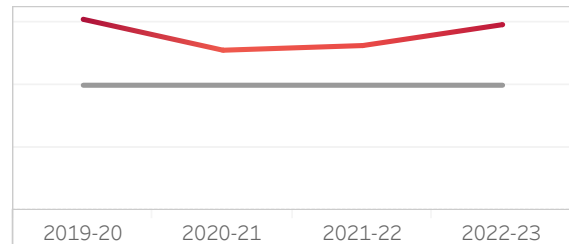
Decrease the % enrollments dropped by Black or African American students before 1st day  
Target: 14.0%

	Academic Year
	2022-23
% of Enrollment	11.77%
Yr-to-Yr % Diff ..	40.21%



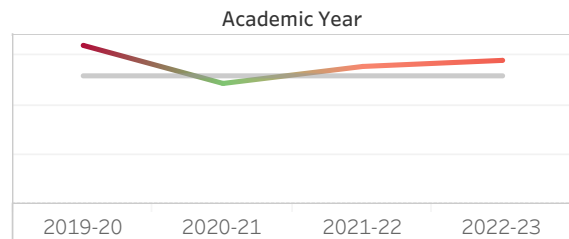
Decrease the % of Black or African American students dropped from all courses between 1st day & census  
Target: 10.0%

	Academic Ye..
	2022-23
% of Total Hea..	14.84%
% Difference i..	23.53%



Decreases the % of students aged 25 to 29 dropped from all courses between 1st day & census  
Target: 13.0%

	Academic Ye..
	2022-23
% of Total Hea..	14.57%
% Difference i..	0.00%



# Summary of Progress Towards Strategic Plan Goals

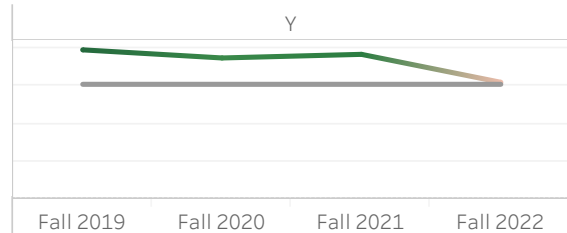
Overall Persistence	Subpopulations' Dropped Enrollments ..	Subpopulations' Core Counseling Services	Subpopulations' Credits Completed: ..	Subpopulations' Credits Completed:..	Subpopul..
---------------------	--	--	---------------------------------------	--------------------------------------	------------

## Subpopulations' Core Counseling Services

[Home!](#)

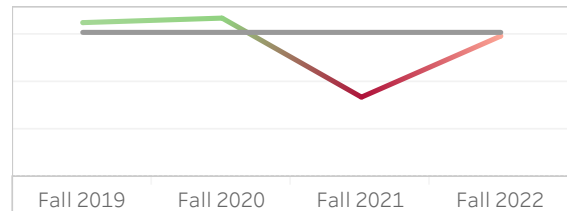
Increase the % of Black or African American students completing advisement/counseling as part of onboarding  
Target: 63.0%

Cohort Term	
Fall 2022	
% of Total He..	62.07%
% Difference i..	80.00%



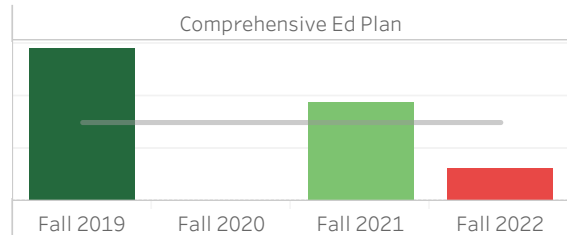
Increase the % of students aged 25 and older completing advisement/counseling as part of onboarding  
Target: 61.0%

Cohort Term	
Fall 2022	
% of Total He..	59.46%
% Difference i..	74.60%



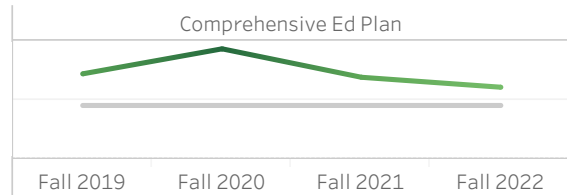
Increase the % of American Indian or Alaska Native students completing comprehensive education plans in 1st term.  
Target: 30.0%

Cohort Term	
Fall 2022	
% of Total He..	12.50%
% Difference i..	-66.67%



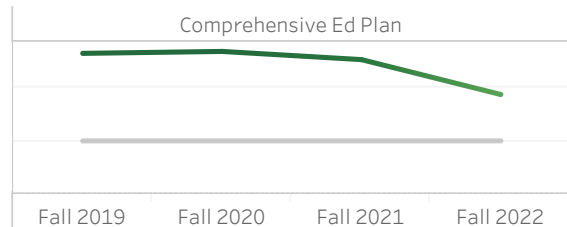
Increase the % of students aged 20 to 24 completing comprehensive education plans in 1st term  
Target: 18%

Cohort Term	
Fall 2022	
% of Total He..	24.10%
% Difference i..	17.65%



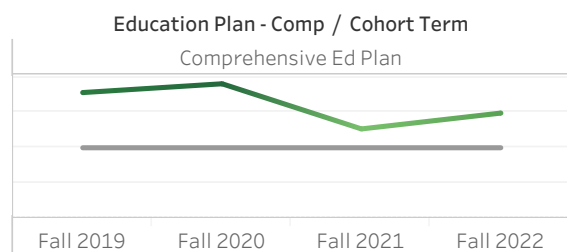
Increase the % of students with no financial aid completing comprehensive education plans in 1st term  
Target: 10.0%

Cohort Term	
Fall 2022	
% of Total He..	18.69%
% Difference i..	-25.93%



Increase the % of first-generation students completing comprehensive education plans in 1st term  
Target: 20.0%

Cohort Term	
Fall 2022	
% of Total He..	29.81%
% Difference i..	6.90%



# Summary of Progress Towards Strategic Plan Goals

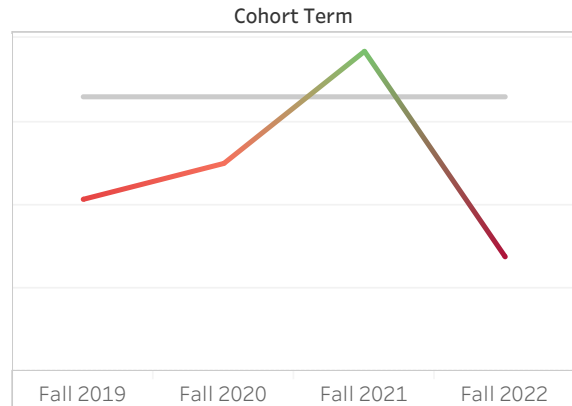
Overview	Subpopulations' Dropped Enrollments ..	Subpopulations' Core Counseling Services	Subpopulations' Credits Completed: ..	Subpopulations' Credits Completed:..	Subpopulations' Persistence	CTE
----------	--	--	---------------------------------------	--------------------------------------	-----------------------------	-----

## Subpopulations' Credits Completed: 12 to 23.9 credits

[Home!](#)

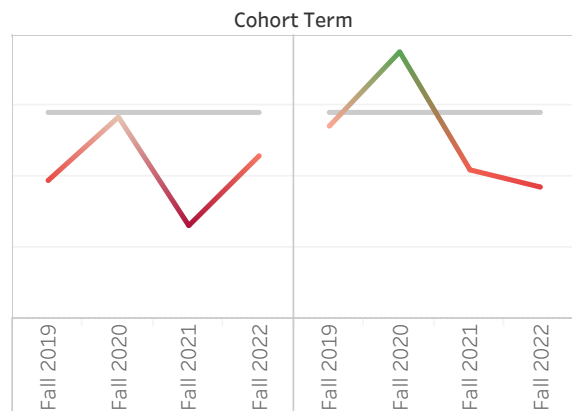
Increase the % 1st time degree-seeking Black of African American students successfully completing 12 to 23.9 credits  
Target: 33.0%

	Cohort Term
	Fall 2022
% of Total Headcount	13.79%
% Difference in Headcount	-20.00%



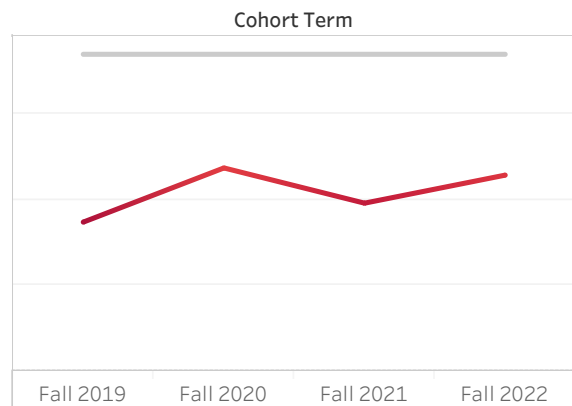
Increase the % 1st time degree-seeking students aged 20 and older successfully completing 12 to 23.9 credits  
Target: 29.0%

	Cohort Term
	Fall 2022
% of Total Headcount	22.90%
% Difference in Headcount	81.48%
% of Total Headcount	11.11%



Increase the % 1st time degree-seeking students with no financial aid successfully completing 12 to 23.9 credits  
Target: 37.0%

	Cohort Term
	Fall 2022
% of Total Headcount	22.90%
% Difference in Headcount	16.67%



# Summary of Progress Towards Strategic Plan Goals

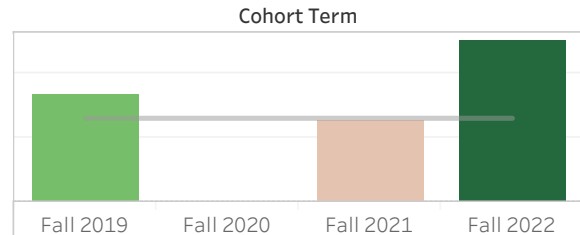
Subpopulations' Drop..	Subpopulations' Core Counseling Services	Subpopulations' Credits Completed: ..	Subpopulations' Credits Completed:..	Subpopulations' Persistence	CTE
------------------------	--	---------------------------------------	--------------------------------------	-----------------------------	-----

[Home!](#)

## Subpopulations' Credits Completed: 24 to 30+ credits

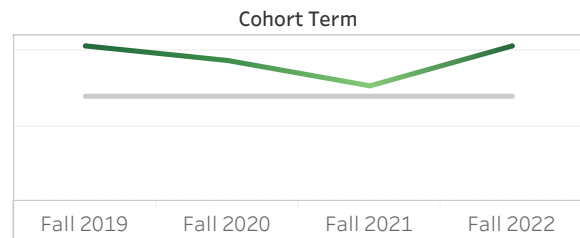
Increase the % 1st time degree-seeking American Indian or Alaska Native students successfully completing 24 to 30+ units  
Target: 13.0%

	Cohort Term
	Fall 2022
% of Total ..	25.00%
% Differenc..	100.00%



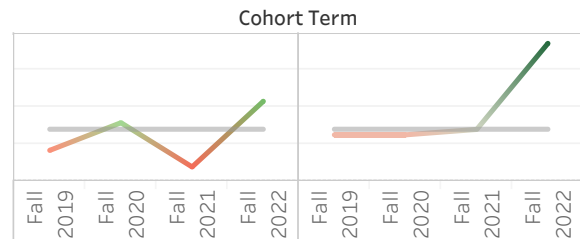
Increase the % 1st time degree-seeking Black or African American students successfully completing 24 to 30+ units  
Target: 7.0%

	Cohort Term
	Fall 2022
% of Total ..	10.34%
% Differenc..	200.00%



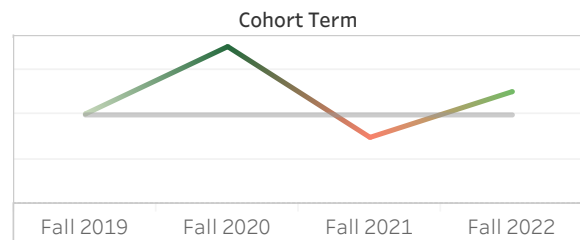
Increase the % 1st time degree-seeking students aged 20 or older successfully completing 24 to 30+ units  
Target: 7.0%

	Cohort Term
	Fall 2022
% of Total	10.75%
Headcount ..	18.52%
% Difference	475.00%
in Headcou..	233.33%



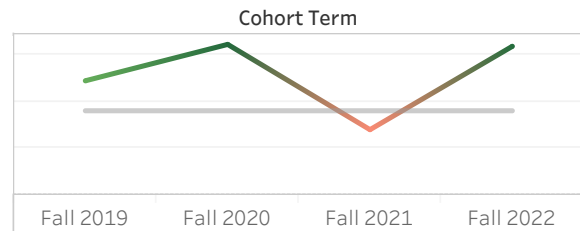
Increase the % 1st time degree-seeking students with no financial aid successfully completing 24 to 30+ units  
Target: 10.0%

	Cohort Term
	Fall 2022
% of Total ..	12.62%
% Differenc..	68.75%



Increase the % 1st time degree-seeking first generation students completing 24 to 30+ units  
Target: 9.0%

	Cohort Term
	Fall 2022
% of Total ..	15.87%
% Differenc..	106.25%





# Summary of Progress Towards Strategic Plan Goals

Subpopulations' Drop..	Subpopulations' Core Counseling Services	Subpopulations' Credits Completed: ..	Subpopulations' Credits Completed:..	Subpopulations' Persistence	CTE
------------------------	--	---------------------------------------	--------------------------------------	-----------------------------	-----

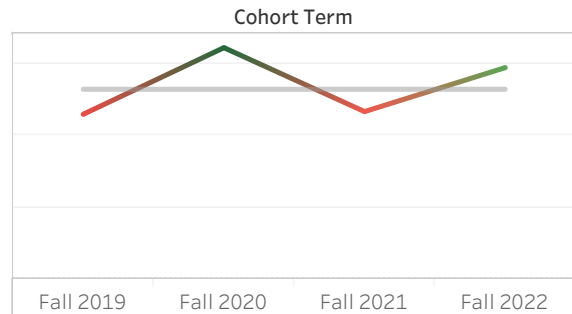
[Home!](#)

## Subpopulations' Persistence

Increase the % of 1st time degree seeking students aged 20 to 29 persisting from term 1 to term 2

Target: 53.0%

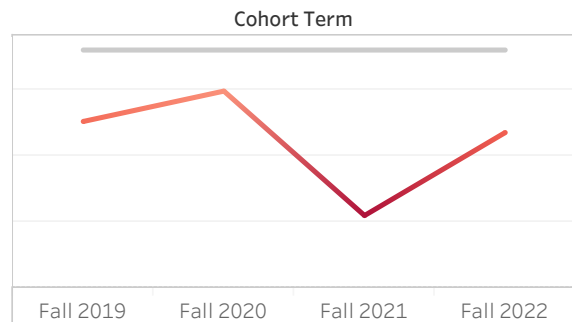
	Cohort Term Fall 2022
% of Total Hea..	59.04%
% Difference i..	68.97%



Increase the % of 1st time degree seeking students aged 30 and older persisting from term 1 to term 2

Target: 72.0%

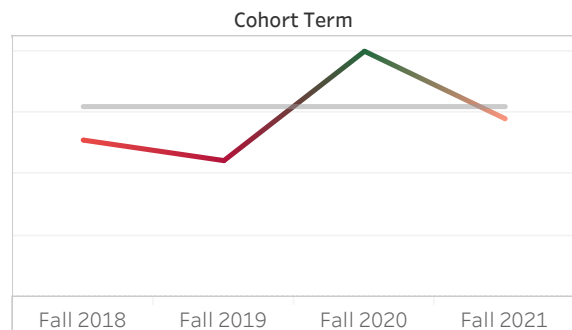
	Cohort Term Fall 2022
% of Total Hea..	47.03%
% Difference i..	112.20%



Increase the % of 1st time degree seeking students aged 20 to 29 persisting from term 1 to term 3

Target: 31.0%

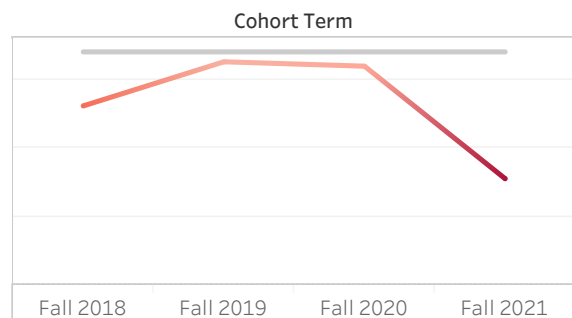
	Cohort Term Fall 2021
% of Total Hea..	29.03%
% Difference i..	-30.77%



Increase the % of 1st time degree seeking students aged 30 and older persisting from term 1 to term 2

Target: 34.0%

	Cohort Term Fall 2021
% of Total Hea..	15.51%
% Difference i..	-3.33%



# Summary of Progress Towards Strategic Plan Goals

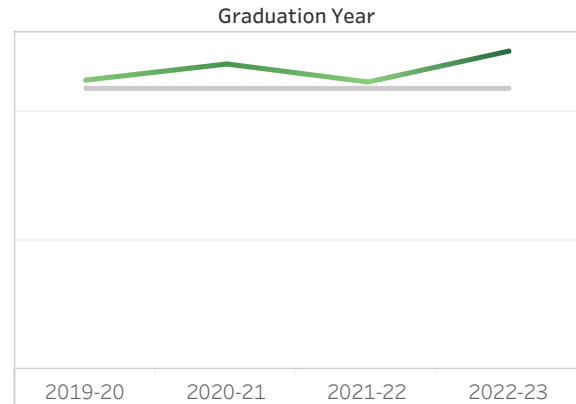
Subpopulations' Drop..	Subpopulations' Core Counseling Services	Subpopulations' Credits Completed: ..	Subpopulations' Credits Completed:..	Subpopulations' Persistence	CTE
------------------------	--	---------------------------------------	--------------------------------------	-----------------------------	-----

[Home!](#)

## Subpopulations' CTE Metrics

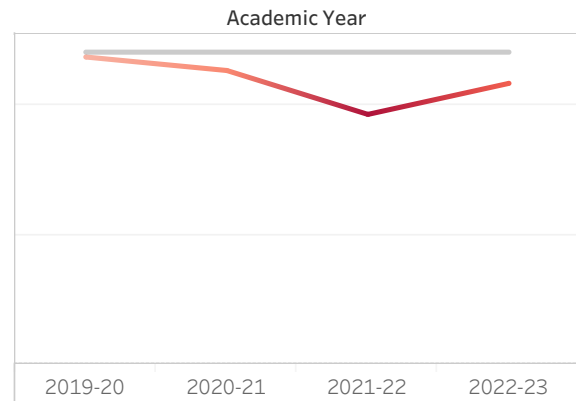
Increase the # of Career Technical Education degrees and certificates awarded  
Target: 437

	Graduation ..
	2022-23
Count of Custo..	495.0
% Difference in..	10.74%



Increase the # of annual enrollments in CTE courses  
Target: 12,078

	Academic Y..
	2022-23
Enrollment	10,871
Yr-to-Yr % Diff..	12.42%



Increase the # of students completing 9 or more CTE units in their first year  
Target: 811

	Cohort Term
	Fall 2022
Headcount	1,058
% Difference in..	48.60%

