

Occupation Overview

Information Plus Emsi

Q4 2016 Data Set

January 2017

3000 College of Heights Blvd
Ridgecrest, California 93555
760.384.6258

Parameters

Occupations

Code	Description
15-1141	Database Administrators

Regions

Code	Description
6029	Kern County, CA

Timeframe

2015 - 2020

Datarun

2016.4 - QCEW Employees, Non-QCEW Employees, and Self-Employed

Database Administrators in Kern County, CA

Database Administrators (SOC 15-1141):

Administer, test, and implement computer databases, applying knowledge of database management systems. Coordinate changes to computer databases. May plan, coordinate, and implement security measures to safeguard computer databases. Excludes "Information Security Analysts" (15-1122).

Sample of Reported Job Titles:

Database Administrator (DBA)

Data Architect

Database Developer

Database Coordinator

Database Analyst

Database Programmer

Database Administration Manager

System Administrator

Management Information Systems Director (MIS Director)

Information Systems Manager

Related O*NET Occupation:

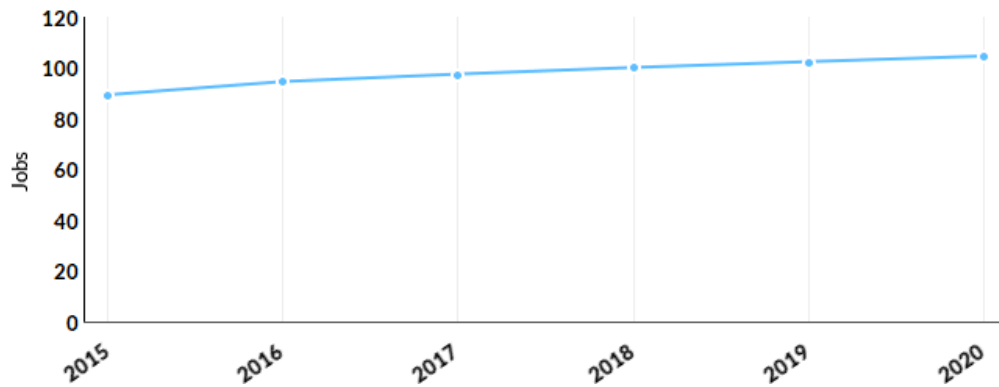
Database Administrators (15-1141.00)

Occupation Summary for Database Administrators

95 Jobs (2016) 65% below National average	+18.0% %Change (2015-2020) Nation: +8.8%	\$39.78/hr Median Hourly Earnings Nation: \$39.88/hr
---	--	---

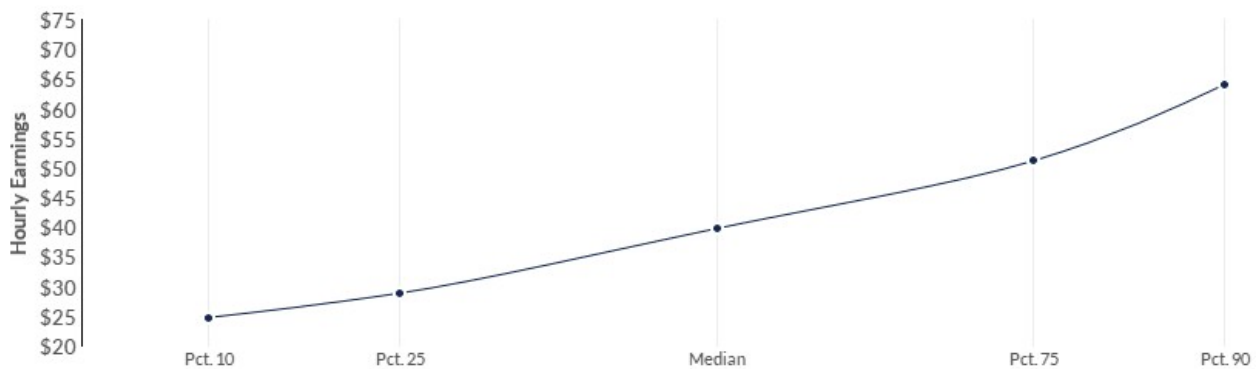
Growth for Database Administrators(15-1141)

89 2015 Jobs	105 2020 Jobs	16 Change (2015-2020)	18.0% %Change (2015-2020)
------------------------	-------------------------	---------------------------------	-------------------------------------

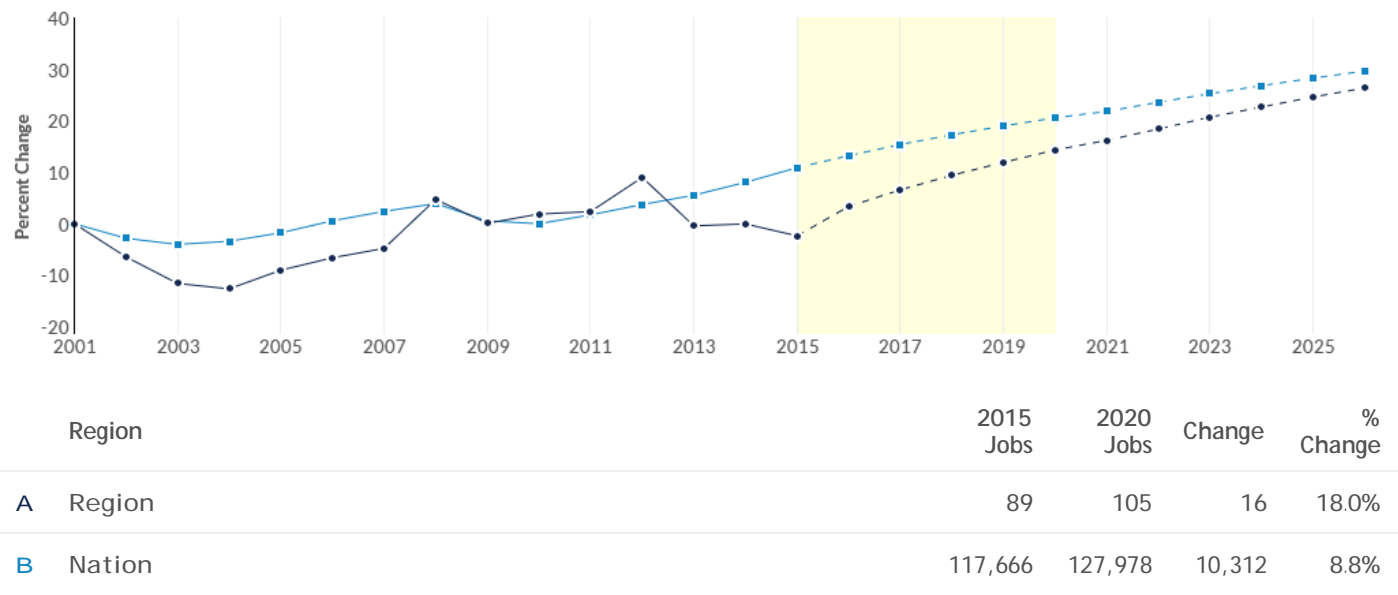


Percentile Earnings for Database Administrators (15-1141)

\$28.87/hr 25thPercentileEarnings	\$39.78/hr Median Earnings	\$51.21/hr 75thPercentileEarnings
---	--------------------------------------	---



Regional Trends



Regional Breakdown



* Highlighted areas show counties that contain the selected zip codes

ZIP	2020 Jobs
Bakersfield, CA 93301 (in Kern county)	25
Bakersfield, CA 93309 (in Kern county)	14
Bakersfield, CA 93308 (in Kern county)	12
Bakersfield, CA 93311 (in Kern county)	<10
Ridgecrest, CA 93555 (in Kern county)	<10

Job Postings Summary

340

Unique Postings (Jan 2015 - Nov 2016)
1,966 Total Postings

6 : 1

Posting Intensity (Jan 2015 - Nov 2016)



There were 1,966 total job postings for your selection from January 2015 to November 2016, of which 340 were unique. These numbers give us a Posting Intensity of 6-to-1, meaning that for every 6 postings there is 1 unique job posting.

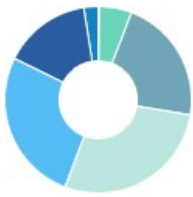
This is close to the Posting Intensity for all other occupations and companies in the region (7-to-1), indicating that they are putting average effort toward hiring for this position.

Occupation Gender Breakdown



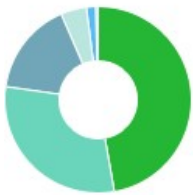
	Gender	2016 Jobs	2016 Percent	
A	Males	54	57.0%	<div></div>
A	Females	41	43.0%	<div></div>

Occupation Age Breakdown



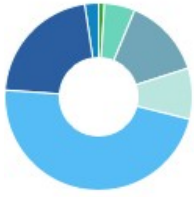
	Age	2016 Jobs	2016 Percent	
A	14-18	0	0.2%	
A	19-24	5	5.6%	i
A	25-34	21	21.8%	
A	35-44	27	28.2%	
A	45-54	25	26.5%	
A	55-64	14	15.3%	
A	65+	2	2.5%	

Occupation Race/Ethnicity Breakdown



	Race/Ethnicity	2016 Jobs	2016 Percent	
A	White	45	47.2%	
A	Asian	28	30.0%	
A	Hispanic or Latino	15	16.3%	
A	Black or African American	4	4.5%	
A	Two or More Races	1	1.6%	
A	American Indian or Alaska Native	0	0.3%	
A	Native Hawaiian or Other Pacific Islander	0	0.2%	

National Educational Attainment



EducationLevel	2016 Percent
Less than high school diploma	1.0%
High school diploma or equivalent	5.3%
Some college, no degree	13.8%
Associate's degree	8.8%
Bachelor's degree	47.3%
Master's degree	21.5%
Doctoral or professional degree	2.4%

Occupational Programs

1 Programs (2015)	12 Completions (2015)	7 Openings (2015)
CIP Code	Program	Completions(2015)
11.0101	Computer and Information Sciences, General	12

Industries Employing Database Administrators

Industry	Occupation Jobs in Industry (2016)	% of Occupation in Industry (2016)	% of Total Jobs in Industry (2016)
Corporate, Subsidiary, and Regional Managing Offices	<10	7.6%	0.2%
Elementary and Secondary Schools (Local Government)	<10	7.0%	0.0%
Data Processing, Hosting, and Related Services	<10	5.8%	0.8%
Local Government, Excluding Education and Hospitals	<10	5.4%	0.0%
State Government, Excluding Education and Hospitals	<10	5.1%	0.1%

Appendix A - Data Sources and Calculations

Location Quotient

Location quotient (LQ) is a way of quantifying how concentrated a particular industry, cluster, occupation, or demographic group is in a region as compared to the nation. It can reveal what makes a particular region unique in comparison to the national average.

Occupation Data

Emsi occupation employment data are based on final Emsi industry data and final Emsi staffing patterns. Wage estimates are based on Occupational Employment Statistics (QCEW and Non-QCEW Employees classes of worker) and the American Community Survey (Self-Employed and Extended Proprietors). Occupational wage estimates also affected by county-level Emsi earnings by industry.

CareerBuilder/Emsi Job Postings

Job postings are collected from various sources and processed/enriched by Careerbuilder to provide information such as standardized company name, occupation, skills, and geography. Emsi performs additional filtering and processing to improve compatibility with Emsi data.

Completers Data

The completers data in this report is taken directly from the national IPEDS database published by the U.S. Department of Education's National Center for Education Statistics.

Institution Data

The institution data in this report is taken directly from the national IPEDS database published by the U.S. Department of Education's National Center for Education Statistics.

State Data Sources

This report uses state data from the following agencies: California Labor Market Information Department

Occupation Overview

Data Analyst I - Emsi

Q4 2016 Data Set

January 2017

3000 College of Heights Blvd
Ridgecrest, California 93555
760.384.6258

Parameters

Occupations

Code	Description
15-1152	Computer Network Support Specialists

Regions

Code	Description
6029	Kern County, CA

Timeframe

2015 - 2020

Datarun

2016.4 - QCEW Employees, Non-QCEW Employees, and Self-Employed

Computer Network Support Specialists in Kern County, CA

Computer Network Support Specialists (SOC 15-1152):

Analyze, test, troubleshoot, and evaluate existing network systems, such as local area network (LAN), wide area network (WAN), and Internet systems or a segment of a network system. Perform network maintenance to ensure networks operate correctly with minimal interruption. Excludes "Network and Computer Systems Administrators" (15-1142) and "Computer Network Architects" (15-1143).

Sample of Reported Job Titles:

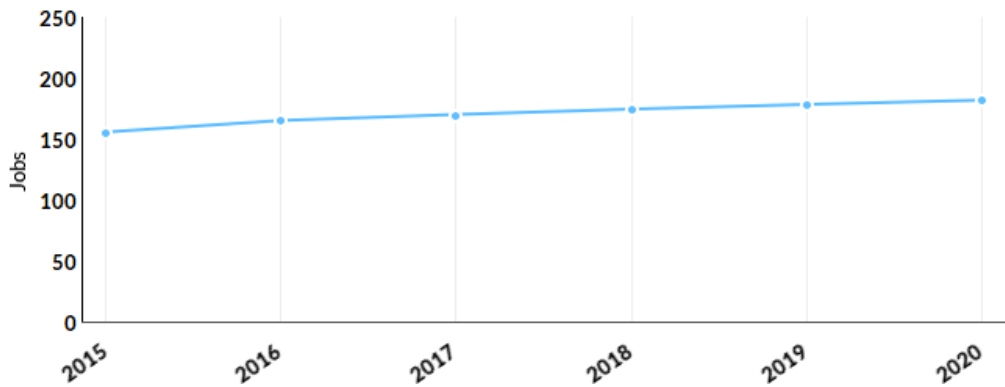
Network Specialist
Systems Support Specialist
Network Technician
Network Support Specialist
Network Analyst
Systems Specialist
Senior IT Assistant (Senior Information Technology Assistant)
Personal Computer Network Analyst
Network Technical Analyst
Network Engineer
Related O*NET Occupation:
Computer Network Support Specialists (15-1152.00)

Occupation Summary for Computer Network Support Specialists

165 Jobs (2016) 64% below National average	+17.4% % Change (2015-2020) Nation: +6.7%	\$29.01/hr Median Hourly Earnings Nation: \$30.56/hr
--	---	---

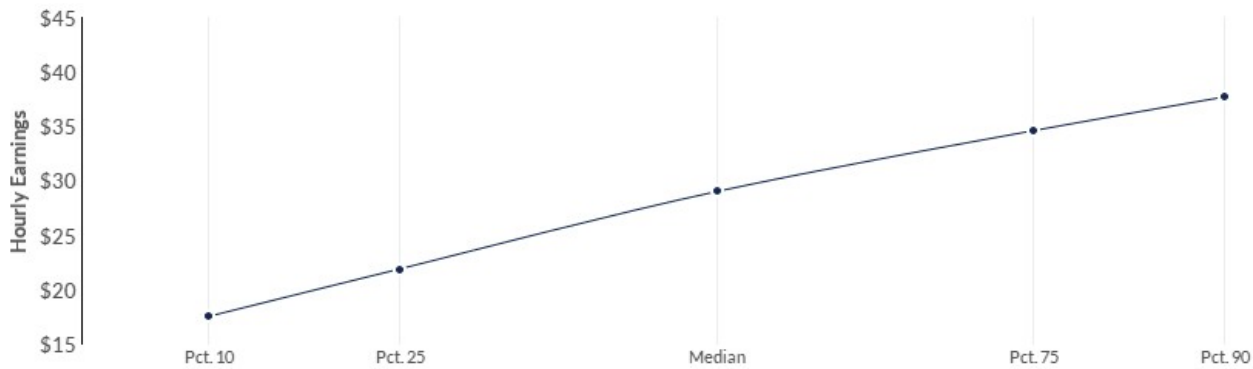
Growth for Computer Network Support Specialists (15-1152)

<div>155</div> <div>2015 Jobs</div>	<div>182</div> <div>2020 Jobs</div>	<div>27</div> <div>Change (2015-2020)</div>	<div>17.4%</div> <div>%Change (2015-2020)</div>
-------------------------------------	-------------------------------------	---	---

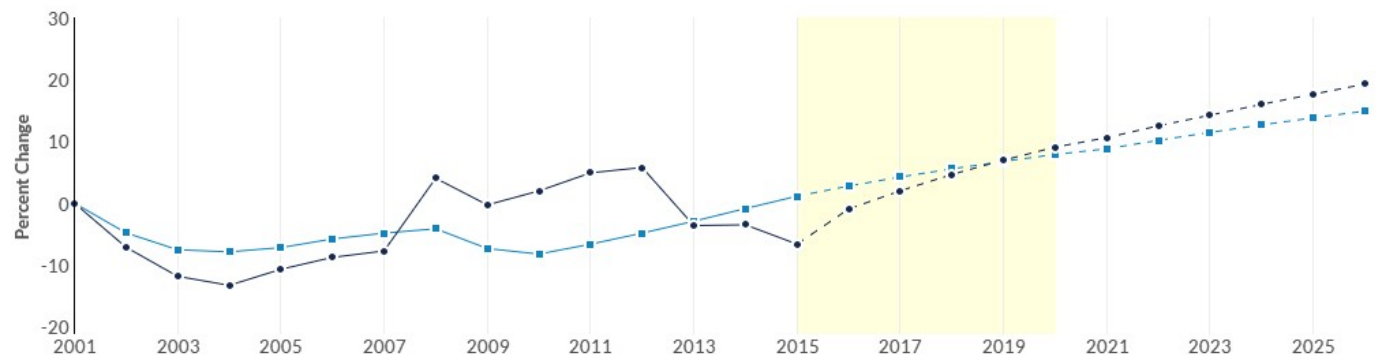


Percentile Earnings for Computer Network Support Specialists (15-1152)

<div>\$21.88/hr</div> <div>25thPercentileEarnings</div>	<div>\$29.01/hr</div> <div>Median Earnings</div>	<div>\$34.61/hr</div> <div>75thPercentileEarnings</div>
---	--	---



Regional Trends



Region		2015 Jobs	2020 Jobs	Change	% Change
A	Region	155	182	27	17.4%
B	Nation	204,044	217,700	13,656	6.7%

Regional Breakdown



* Highlighted areas show counties that contain the selected zip codes

ZIP	2020 Jobs
Bakersfield, CA 93301 (in Kern county)	45
Bakersfield, CA 93308 (in Kern county)	23
Bakersfield, CA 93309 (in Kern county)	21
Bakersfield, CA 93311 (in Kern county)	13
Bakersfield, CA 93313 (in Kern county)	<10

Job Postings Summary

111

Unique Postings (Jan 2015 - Nov 2016)
285 Total Postings

3 : 1

Posting Intensity (Jan 2015 - Nov 2016)



There were 285 total job postings for your selection from January 2015 to November 2016, of which 111 were unique. These numbers give us a Posting Intensity of 3-to-1, meaning that for every 3 postings there is 1 unique job posting.

This is lower than the Posting Intensity for all other occupations and companies in the region (7-to-1), indicating that they may not be trying as hard to hire for this position.

Occupation Gender Breakdown



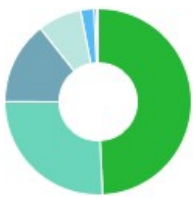
	Gender	2016 Jobs	2016 Percent	
A	Males	113	68.6%	<div></div>
A	Females	52	31.4%	<div></div>

Occupation Age Breakdown



	Age	2016 Jobs	2016 Percent	
A	14-18	1	0.4%	
A	19-24	18	11.2%	i
A	25-34	47	28.8%	■
A	35-44	40	24.3%	■
A	45-54	34	20.5%	■
A	55-64	21	12.7%	■
A	65+	4	2.2%	■

Occupation Race/Ethnicity Breakdown



	Race/Ethnicity	2016 Jobs	2016 Percent	
A	White	81	49.2%	■
A	Hispanic or Latino	43	25.8%	■
A	Asian	24	14.4%	■
A	Black or African American	13	7.6%	■
A	Two or More Races	4	2.3%	■
A	American Indian or Alaska Native	1	0.4%	i
A	Native Hawaiian or Other Pacific Islander	1	0.3%	i

National Educational Attainment



EducationLevel	2016 Percent
A Less than high school diploma	0.7%
A High school diploma or equivalent	11.1% ■
A Some college, no degree	28.0% ■
A Associate's degree	17.2% ■
A Bachelor's degree	34.2% ■
A Master's degree	8.0% ■
A Doctoral or professional degree	0.8%

Occupational Programs

6 Programs (2015)	28 Completions (2015)	12 Openings (2015)
-----------------------------	---------------------------------	------------------------------

CIP Code	Program	Completions (2015)
11.0701	Computer Science	28
51.0709	Medical Office Computer Specialist/Assistant	0
11.1006	Computer Support Specialist	0
11.0901	Computer Systems Networking and Telecommunications	0
11.0201	Computer Programming/Programmer, General	0

Industries Employing Computer Network Support Specialists

Industry	Occupation Jobs in Industry (2016)	% of Occupation in Industry (2016)	% of Total Jobs in Industry (2016)
Wired Telecommunications Carriers	15	9.3%	1.6%
Data Processing, Hosting, and Related Services	13	7.9%	2.0%
Corporate, Subsidiary, and Regional Managing Offices	11	6.4%	0.3%
Computer Systems Design Services	10	6.2%	1.4%
State Government, Excluding Education and Hospitals	<10	5.8%	0.1%

Appendix A - Data Sources and Calculations

Location Quotient

Location quotient (LQ) is a way of quantifying how concentrated a particular industry, cluster, occupation, or demographic group is in a region as compared to the nation. It can reveal what makes a particular region unique in comparison to the national average.

Occupation Data

Emsi occupation employment data are based on final Emsi industry data and final Emsi staffing patterns. Wage estimates are based on Occupational Employment Statistics (QCEW and Non-QCEW Employees classes of worker) and the American Community Survey (Self-Employed and Extended Proprietors). Occupational wage estimates also affected by county-level Emsi earnings by industry.

CareerBuilder/Emsi Job Postings

Job postings are collected from various sources and processed/enriched by Careerbuilder to provide information such as standardized company name, occupation, skills, and geography. Emsi performs additional filtering and processing to improve compatibility with Emsi data.

Completers Data

The completers data in this report is taken directly from the national IPEDS database published by the U.S. Department of Education's National Center for Education Statistics.

Institution Data

The institution data in this report is taken directly from the national IPEDS database published by the U.S. Department of Education's National Center for Education Statistics.

State Data Sources

This report uses state data from the following agencies: California Labor Market Information Department

Occupation Overview

Cyber Security Emsi

Q4 2016 Data Set

January 2017

3000 College of Heights Blvd
Ridgecrest, California 93555
760.384.6258

Parameters

Occupations

Code	Description
15-1122	Information Security Analysts

Regions

Code	Description
6029	Kern County, CA

Timeframe

2015 - 2020

Datarun

2016.4 - QCEW Employees, Non-QCEW Employees, and Self-Employed

Information Security Analysts in Kern County, CA

Information Security Analysts (SOC 15-1122):

Plan, implement, upgrade, or monitor security measures for the protection of computer networks and information. May ensure appropriate security controls are in place that will safeguard digital files and vital electronic infrastructure. May respond to computer security breaches and viruses. Excludes "Computer Network Architects" (15-1143).

Sample of Reported Job Titles:

Computer Security Specialist

Information Systems Security Officer

Security Analyst

Information Systems Security Analyst

Information Security Manager

Information Security Analyst

Systems Analyst

Systems Administrator

Security Specialist

Security Director

Related O*NET Occupation:

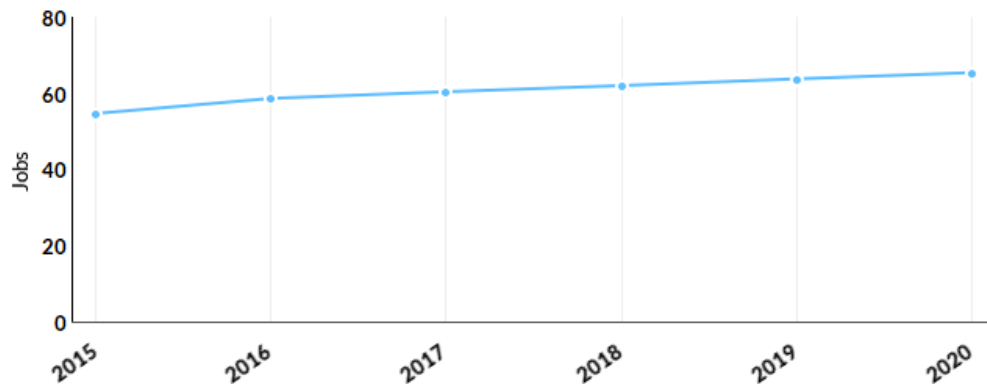
Information Security Analysts (15-1122.00)

Occupation Summary for Information Security Analysts

59 Jobs (2016) 72% below National average	+18.2% %Change (2015-2020) Nation: +12.9%	\$44.50/hr Median Hourly Earnings Nation: \$43.78/hr
---	--	---

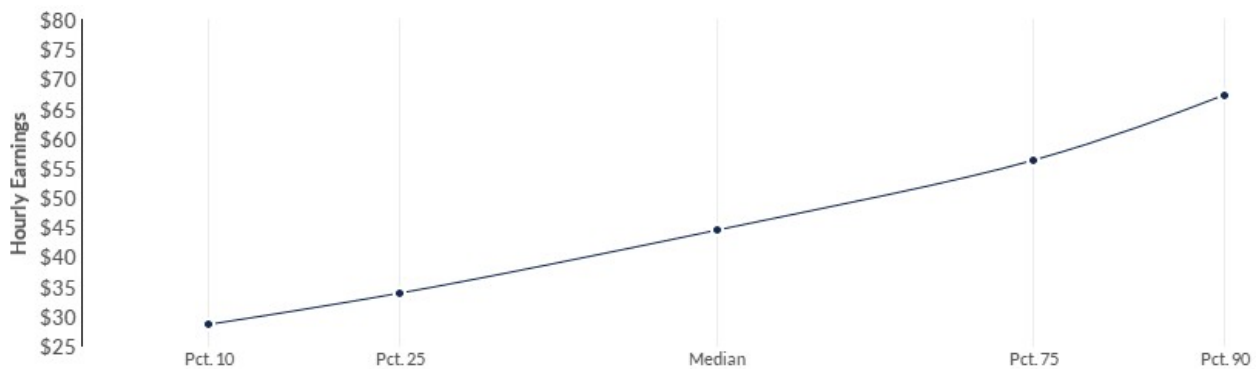
Growth for Information Security Analysts (15-1122)

55 2015 Jobs	65 2020 Jobs	10 Change (2015-2020)	18.2% %Change (2015-2020)
------------------------	------------------------	---------------------------------	-------------------------------------

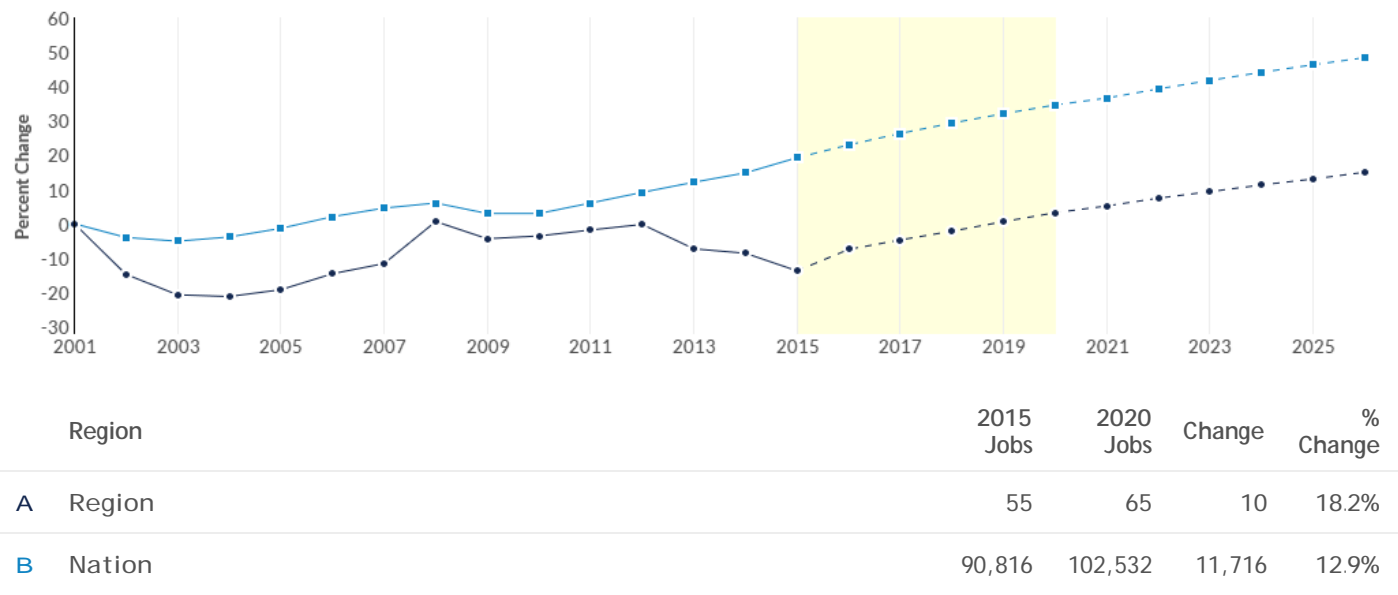


Percentile Earnings for Information Security Analysts (15-1122)

\$33.88/hr 25thPercentileEarnings	\$44.50/hr Median Earnings	\$56.31/hr 75thPercentileEarnings
---	--------------------------------------	---



Regional Trends



Regional Breakdown



* Highlighted areas show counties that contain the selected zip codes

ZIP	2020 Jobs
Bakersfield, CA 93301 (in Kern county)	15
Bakersfield, CA 93309 (in Kern county)	<10
Bakersfield, CA 93308 (in Kern county)	<10
Bakersfield, CA 93311 (in Kern county)	<10
Edwards, CA 93524 (in Kern county)	<10

Job Postings Summary

1,166

Unique Postings (Jan 2015 - Nov 2016)

5,970Total Postings

5 : 1


Posting Intensity (Jan 2015 - Nov 2016)

Regional Average: 7 : 1

There were 5,970 total job postings for your selection from January 2015 to November 2016, of which 1,166 were unique. These numbers give us a Posting Intensity of 5-to-1, meaning that for every 5 postings there is 1 unique job posting.

This is lower than the Posting Intensity for all other occupations and companies in the region (7-to-1), indicating that they may not be trying as hard to hire for this position.

Occupation Gender Breakdown

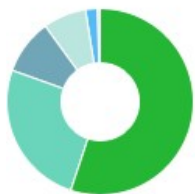


Occupation Age Breakdown



	Age	2016 Jobs	2016 Percent
A	14-18	0	0.0%
A	19-24	2	4.1%
A	25-34	15	26.1%
A	35-44	15	26.4%
A	45-54	11	19.5%
A	55-64	11	19.4%
A	65+	3	4.5%

Occupation Race/Ethnicity Breakdown



	Race/Ethnicity	2016 Jobs	2016 Percent
A	White	32	55.1%
A	Hispanic or Latino	15	25.4%
A	Asian	6	9.5%
A	Black or African American	4	7.5%
A	Two or More Races	1	2.0%
.	Native Hawaiian or Other Pacific Islander	0	0.3%
A	American Indian or Alaska Native	0	0.2%

National Educational Attainment



EducationLevel	2016 Percent
Less than high school diploma	0.8%
High school diploma or equivalent	5.5%
Some college, no degree	18.7%
Associate's degree	8.9%
Bachelor's degree	44.6%
Master's degree	20.2%
Doctoral or professional degree	1.4%

Occupational Programs

8 Programs (2015)	75 Completions (2015)	5 Openings (2015)
-----------------------------	---------------------------------	-----------------------------

CIP Code	Program	Completions (2015)
11.0701	Computer Science	28
11.0103	Information Technology	18
11.0101	Computer and Information Sciences, General	12
14.0901	Computer Engineering, General	9
11.0801	Web Page, Digital/Multimedia and Information Resources Design	8

Industries Employing Information Security Analysts

Industry	Occupation Jobs in Industry (2016)	% of Occupation in Industry (2016)	% of Total Jobs in Industry (2016)
Corporate, Subsidiary, and Regional Managing Offices	<10	10.9%	0.2%
Computer Systems Design Services	<10	9.6%	0.8%
Data Processing, Hosting, and Related Services	<10	7.0%	0.6%
Custom Computer Programming Services	<10	5.6%	0.7%
Engineering Services	<10	4.5%	0.1%

Appendix A - Data Sources and Calculations

Location Quotient

Location quotient (LQ) is a way of quantifying how concentrated a particular industry, cluster, occupation, or demographic group is in a region as compared to the nation. It can reveal what makes a particular region unique in comparison to the national average.

Occupation Data

Emsi occupation employment data are based on final Emsi industry data and final Emsi staffing patterns. Wage estimates are based on Occupational Employment Statistics (QCEW and Non-QCEW Employees classes of worker) and the American Community Survey (Self-Employed and Extended Proprietors). Occupational wage estimates also affected by county-level Emsi earnings by industry.

CareerBuilder/Emsi Job Postings

Job postings are collected from various sources and processed/enriched by Careerbuilder to provide information such as standardized company name, occupation, skills, and geography. Emsi performs additional filtering and processing to improve compatibility with Emsi data.

Completers Data

The completers data in this report is taken directly from the national IPEDS database published by the U.S. Department of Education's National Center for Education Statistics.

Institution Data

The institution data in this report is taken directly from the national IPEDS database published by the U.S. Department of Education's National Center for Education Statistics.

State Data Sources

This report uses state data from the following agencies: California Labor Market Information Department