

### Q1 What high school are you currently attending?

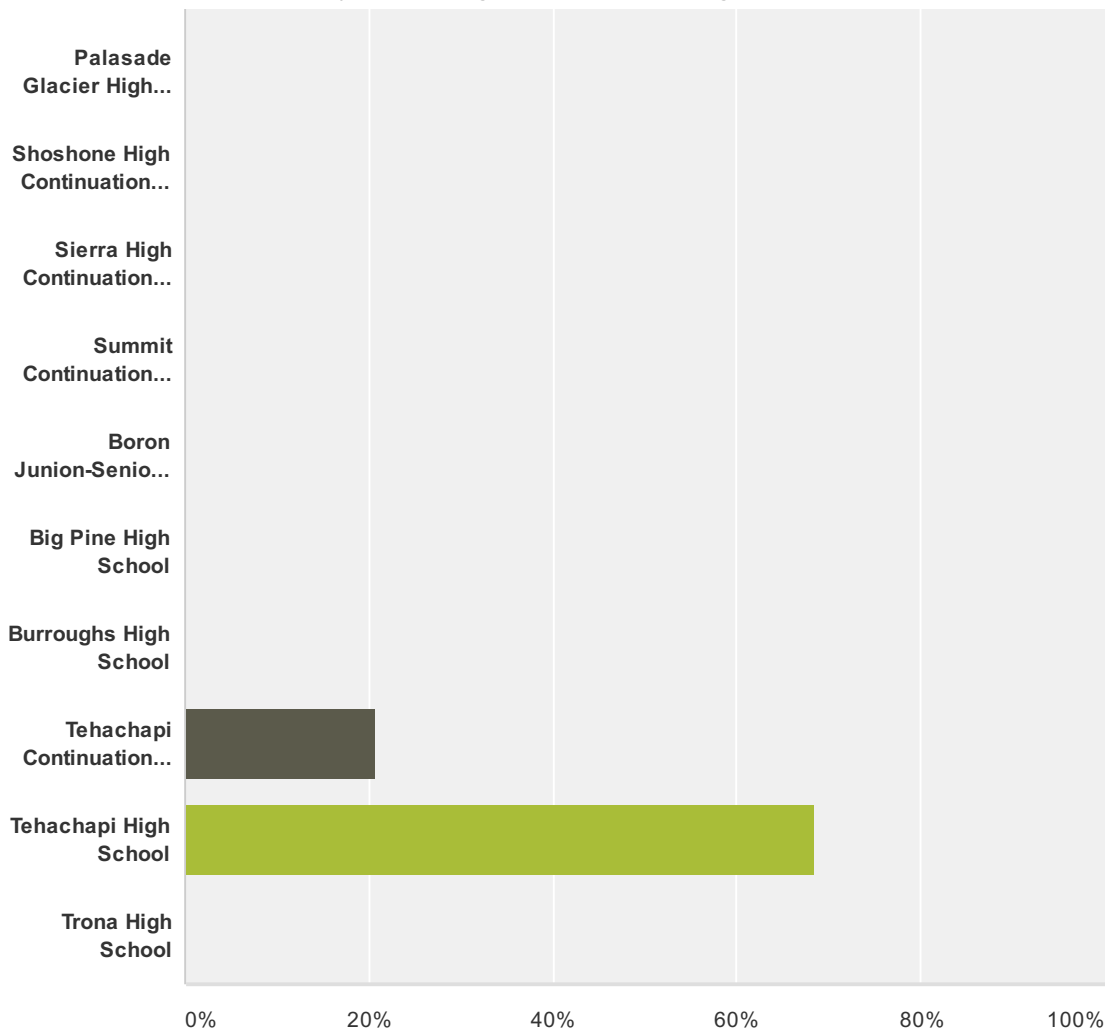
Answered: 391 Skipped: 0



# Survey of College Interest Spring 2014

Owens Valley Career...				
Owens Valley High School				
Palasade Glacier High...				
Shoshone High Continuation...				
Sierra High Continuation...				
Summit Continuation...				
California City High...				
Death Valley High Academy				
Desert High School				
Eureka Dunes High...				
Immanual Christian...				
Jill Kinmont Boothe School				
Kern Valley High School				
Lee Vining High School				
Lone Pine High School				
Mammoth Lakes High School				
Mesquite Continuation...				
Mojave Senior High School				
Mountain View High...				
Opportunities for Learning				
Owens Valley High School				

# Survey of College Interest Spring 2014



Answer Choices	Responses
Big Pine High School	0.26% 1
Bishop Union High School	0% 0
Boron High School	0% 0
Burroughs High School	0% 0
California City High School	0.26% 1
Death Valley High Academy	0% 0
Desert High School	0% 0
Eureka Dunes High Continuation	0% 0
Immanuel Christian School	0% 0
Jill Kinmont Boothe School	0% 0
Kern Valley High School	0% 0
Lee Vining High School	0% 0
Lone Pine High School	0% 0
Mammoth Lakes High School	0% 0

## Survey of College Interest Spring 2014

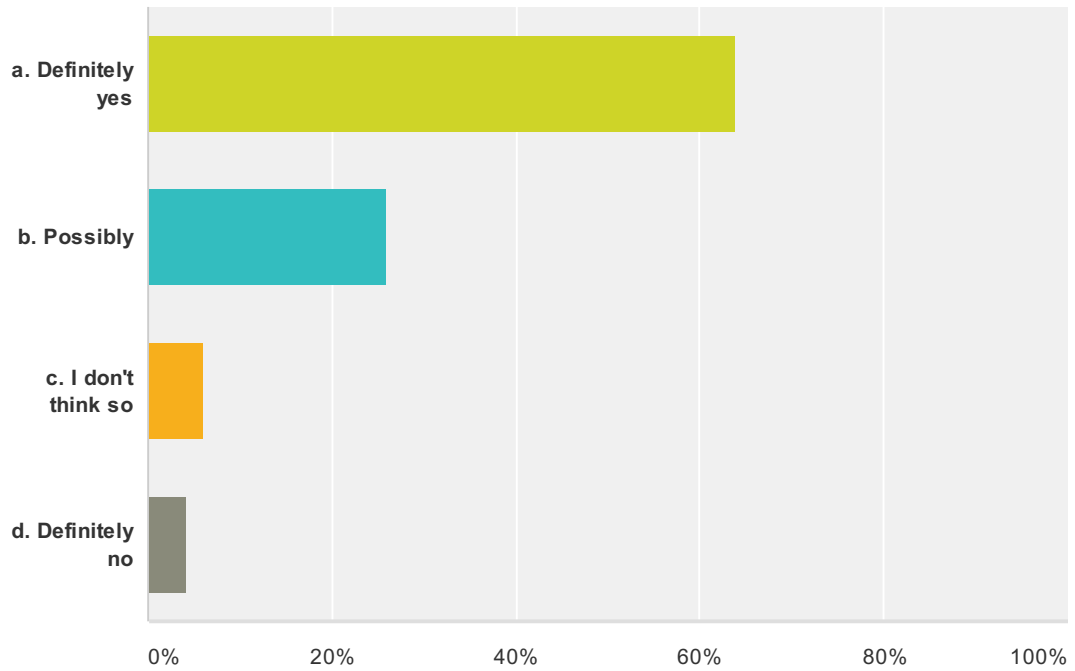
Mesquite Continuation High School	0%	0
Mojave Senior High School	9.97%	39
Mountain View High Continuation School	0%	0
Opportunities for Learning	0%	0
Owens Valley Career Development Center	0%	0
Owens Valley High School	0%	0
Palasade Glacier High Continuation School	0%	0
Shoshone High Continuation School	0%	0
Sierra High Continuation School	0%	0
Summit Continuation School	0.26%	1
California City High School	0%	0
Death Valley High Academy	0%	0
Desert High School	0%	0
Eureka Dunes High Continuation	0%	0
Immanuel Christian School	0%	0
Jill Kinmont Boothe School	0%	0
Kern Valley High School	0%	0
Lee Vining High School	0%	0
Lone Pine High School	0%	0
Mammoth Lakes High School	0%	0
Mesquite Continuation High School	0%	0
Mojave Senior High School	0%	0
Mountain View High Continuation School	0%	0
Opportunities for Learning	0%	0
Owens Valley High School	0%	0
Palasade Glacier High Continuation School	0%	0
Shoshone High Continuation School	0%	0
Sierra High Continuation School	0%	0
Summit Continuation School	0%	0
Boron Junior-Senior High School	0%	0
Big Pine High School	0%	0
Burroughs High School	0%	0
Tehachapi Continuation School	20.72%	81
Tehachapi High School	68.54%	268

# Survey of College Interest Spring 2014

Trona High School	0%	0
<b>Total</b>		<b>391</b>

## Q2 Do you plan to attend a college or university after high school?

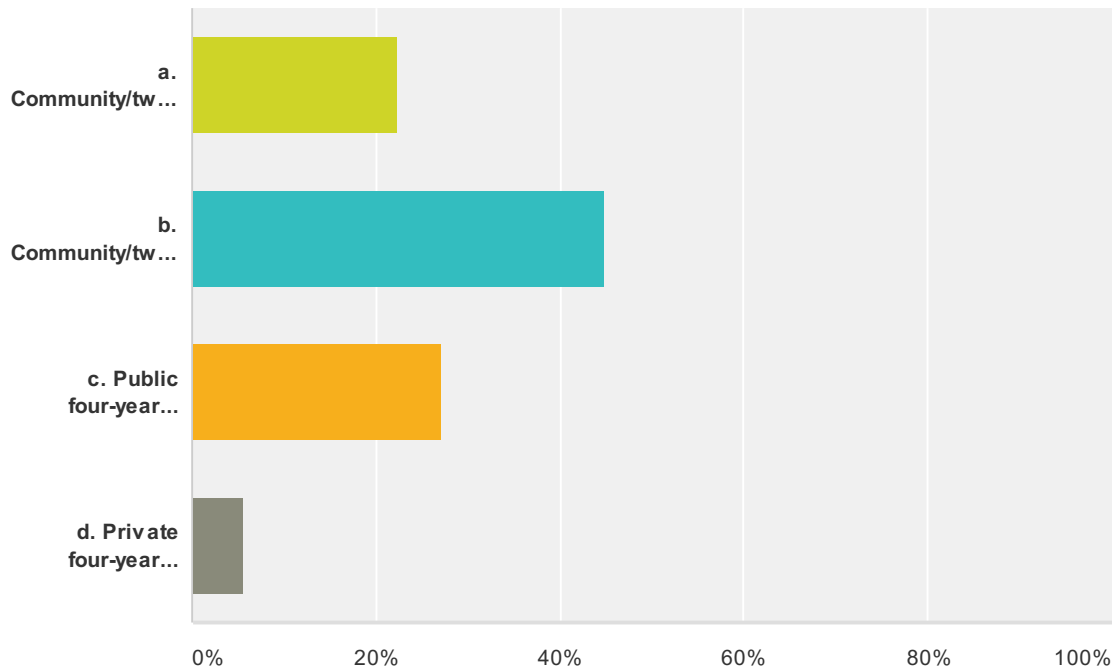
Answered: 390 Skipped: 1



Answer Choices	Responses
a. Definitely yes	63.85% 249
b. Possibly	25.90% 101
c. I don't think so	6.15% 24
d. Definitely no	4.10% 16
<b>Total</b>	<b>390</b>

**Q3 If so, do you plan to attend a:**

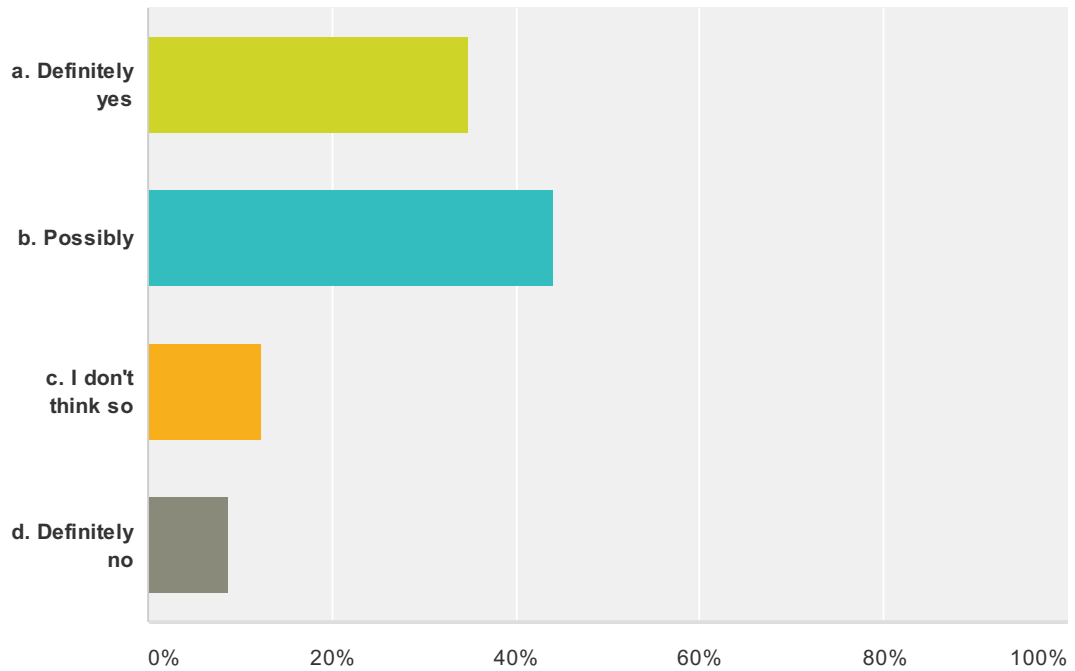
Answered: 361 Skipped: 30



Answer Choices	Responses	
a. Community/two-year college only	22.44%	81
b. Community/two year college to prepare for transfer to a four-year university	44.88%	162
c. Public four-year university	27.15%	98
d. Private four-year university	5.54%	20
<b>Total</b>		<b>361</b>

### Q4 If community college classes are offered locally, would you be interested in attending?

Answered: 384 Skipped: 7

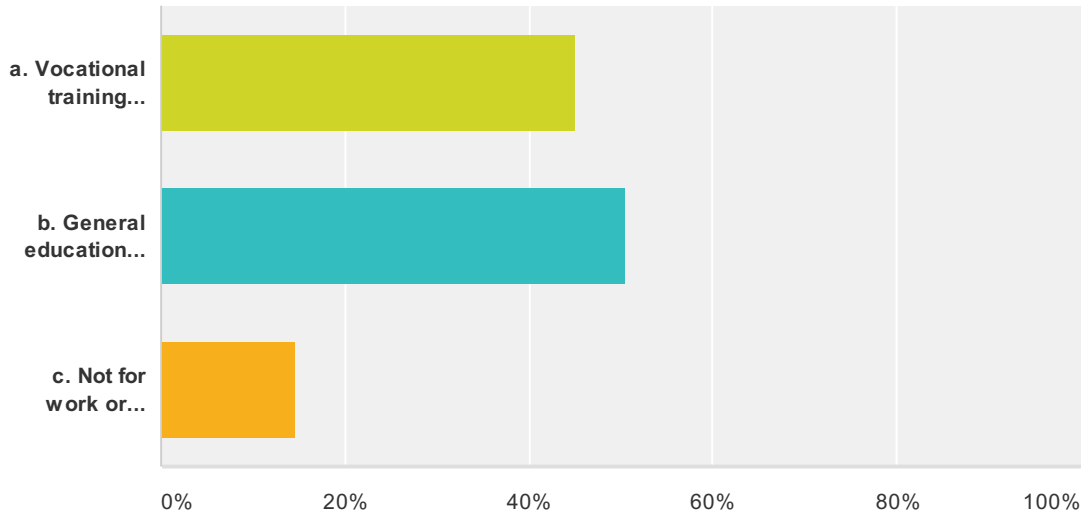


Answer Choices	Responses
a. Definitely yes	34.90% 134
b. Possibly	44.01% 169
c. I don't think so	12.24% 47
d. Definitely no	8.85% 34
<b>Total</b>	<b>384</b>



**Q5 If yes to Question #3, please answer the additional questions below. What types of classes would you be interested in taking?**

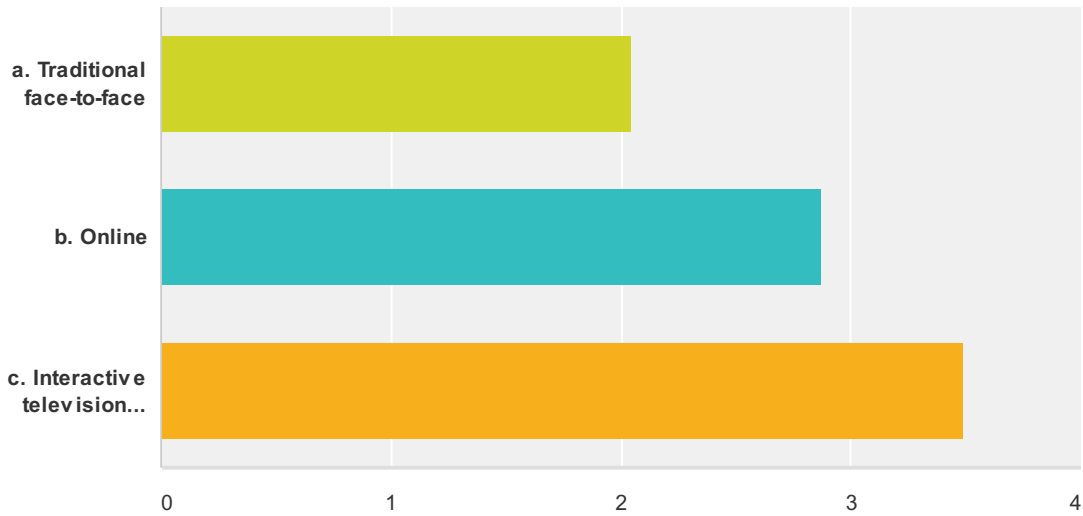
Answered: 317 Skipped: 74



Answer Choices	Responses	
a. Vocational training classes to prepare for immediate employment	45.11%	143
b. General education courses (for example: English, math, history) for transfer preparation	50.47%	160
c. Not for work or transfer, just personal interest	14.51%	46
<b>Total Respondents: 317</b>		

**Q6 Please rate your preference level for the following course instructional methods.**

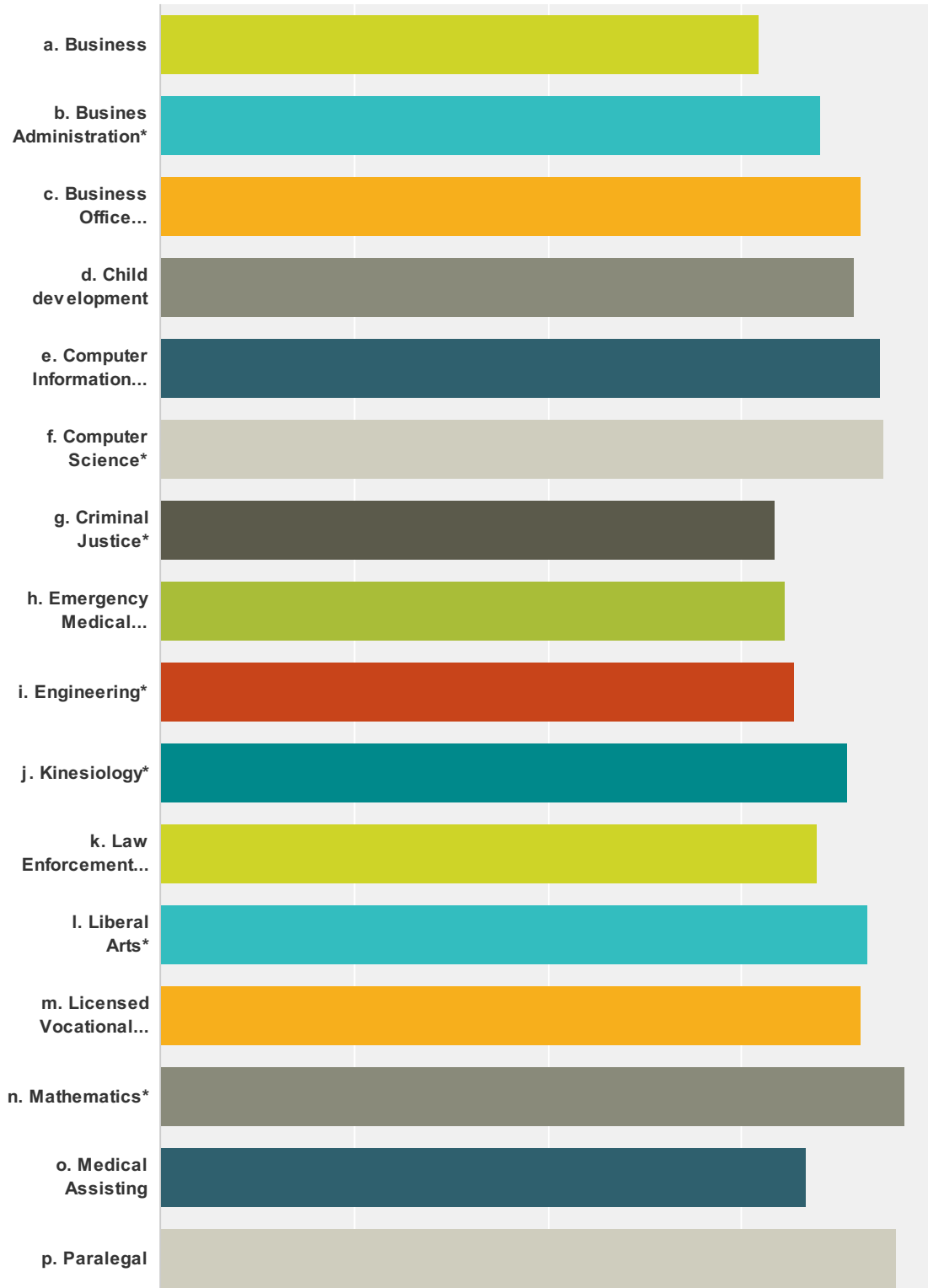
Answered: 337 Skipped: 54



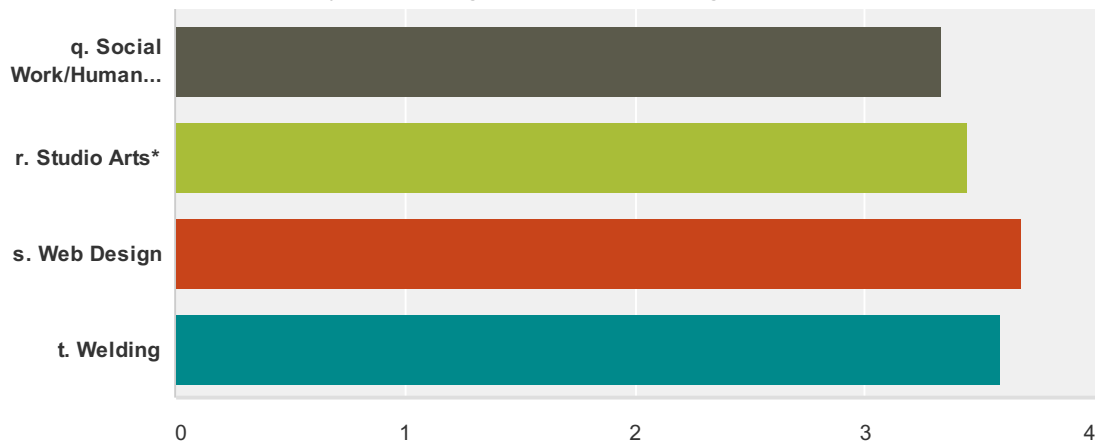
	Strongly interested	Interested	Not sure	Not particularly interested	Not interested at all	Total	Average Rating
a. Traditional face-to-face	41.25% 139	35.01% 118	9.79% 33	5.64% 19	8.31% 28	337	2.05
b. Online	15.36% 51	28.61% 95	24.70% 82	16.57% 55	14.76% 49	332	2.87
c. Interactive television (Course is taught interactively via video by an instructor who is in a different location)	8.79% 29	13.94% 46	26.67% 88	20.30% 67	30.30% 100	330	3.49

**Q7 Please rate your interest in studying each of the following Majors: NOTE: Asterisk (\*) indicates a major that is primarily preparation for transfer to a 4-year university: non-asterisked majors are primarily training programs for immediate employment.**

Answered: 368 Skipped: 23



## Survey of College Interest Spring 2014



	Strongly interested	Interested	Not sure	Not particularly interested	Not interested at all	Total	Average Rating
a. Business	14.00% 49	25.43% 89	22.86% 80	13.14% 46	24.57% 86	350	3.09
b. Business Administration*	12.07% 42	15.52% 54	22.70% 79	18.97% 66	30.75% 107	348	3.41
c. Business Office Technology	8.12% 28	11.59% 40	24.35% 84	21.74% 75	34.20% 118	345	3.62
d. Child development	9.80% 34	14.41% 50	18.73% 65	22.19% 77	34.87% 121	347	3.58
e. Computer Information Systems	6.65% 23	12.43% 43	21.97% 76	19.94% 69	39.02% 135	346	3.72
f. Computer Science*	8.86% 31	9.71% 34	22% 77	18.57% 65	40.86% 143	350	3.73
g. Criminal Justice*	15.71% 55	20.57% 72	21.43% 75	16% 56	26.29% 92	350	3.17
h. Emergency Medical Technology	16.05% 56	18.91% 66	20.34% 71	16.62% 58	28.08% 98	349	3.22
i. Engineering*	18.29% 64	14.86% 52	20.29% 71	14.29% 50	32.29% 113	350	3.27
j. Kinesiology*	12.54% 43	9.62% 33	24.20% 83	17.49% 60	36.15% 124	343	3.55
k. Law Enforcement Officer Training	16.05% 56	14.61% 51	16.33% 57	20.34% 71	32.66% 114	349	3.39
l. Liberal Arts*	8.99% 31	9.86% 34	24.64% 85	20% 69	36.52% 126	345	3.65
m. Licensed Vocational Nursing	12.10% 42	10.09% 35	18.73% 65	21.61% 75	37.46% 130	347	3.62
n. Mathematics*	8.45% 29	11.66% 40	16.03% 55	15.16% 52	48.69% 167	343	3.84
o. Medical Assisting	15.47% 54	17.48% 61	18.05% 63	16.62% 58	32.38% 113	349	3.33
p. Paralegal	6.69% 23	9.01% 31	23.55% 81	19.19% 66	41.57% 143	344	3.80

q. Social Work/Human...

13.29%

19.08%

21.10%

14.74%

31.79%

## Survey of College Interest Spring 2014

q. Social Work/Human Services	13.26% 46	13.99% 66	20.46% 73	17.77% 51	31.79% 110	346	3.33
r. Studio Arts*	13.26% 46	14.99% 52	20.46% 71	16.14% 56	35.16% 122	347	3.45
s. Web Design	8.38% 29	14.16% 49	18.21% 63	19.94% 69	39.31% 136	346	3.68
t. Welding	15.34% 54	12.22% 43	13.35% 47	15.91% 56	43.18% 152	352	3.59