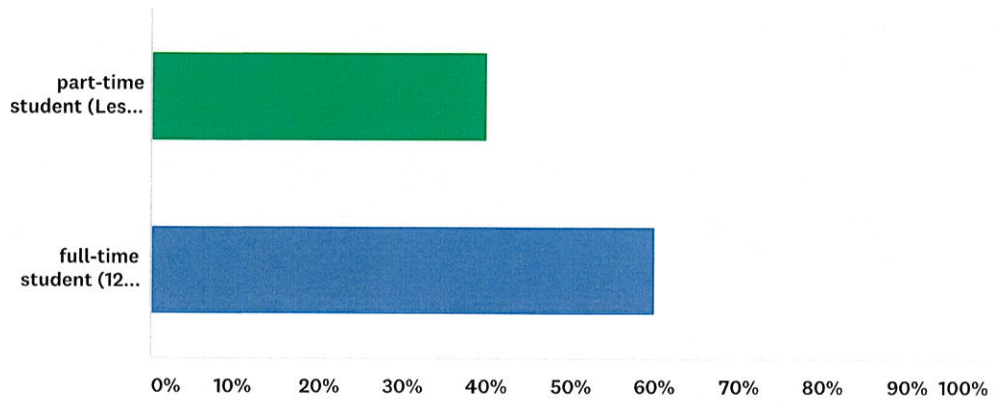


Q1 We are asking for your identifying information solely to be able to verify completion of the required survey for your graduation application. Your identifying information will be removed from your survey response as soon as it is received. To comply with graduation application requirements, this survey must be completed by Tuesday, May 5, 2017.LAST NAME, FIRST NAME:

Answered: 138 Skipped: 0

Q3 Were you a student primarily:

Answered: 138 Skipped: 0



ANSWER CHOICES

part-time student (Less than 12 units per semester)

full-time student (12 units or more per semester)

TOTAL

RESPONSES

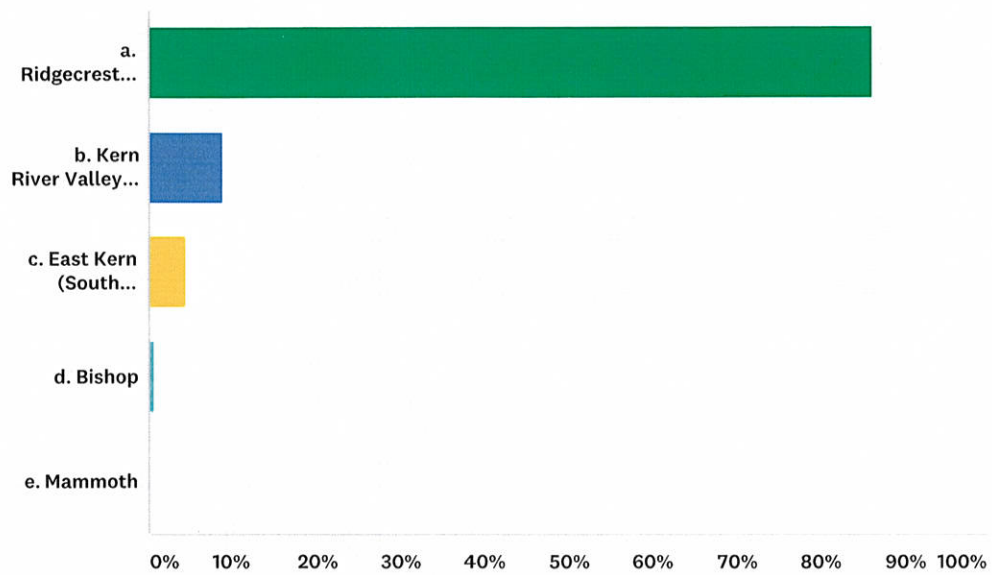
39.86% 55

60.14% 83

138

Q5 If onsite, please indicate the primary campus you attended:

Answered: 138 Skipped: 0




ANSWER CHOICES	RESPONSES	
a. Ridgecrest (IWV)	86.23%	119
b. Kern River Valley (KRV)	8.70%	12
c. East Kern (South Kern/Edwards)	4.35%	6
d. Bishop	0.72%	1
e. Mammoth	0.00%	0
TOTAL		138

Q7 Age:

Answered: 138 Skipped: 0

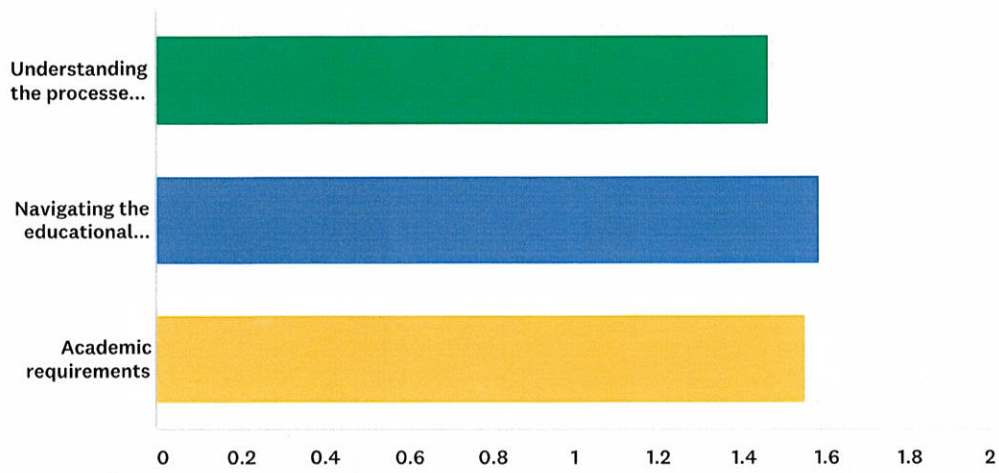
Q9 What is your race/ethnicity? Please check all that apply.

Answered: 138 Skipped: 0



Q10 How prepared do you feel in the following areas:

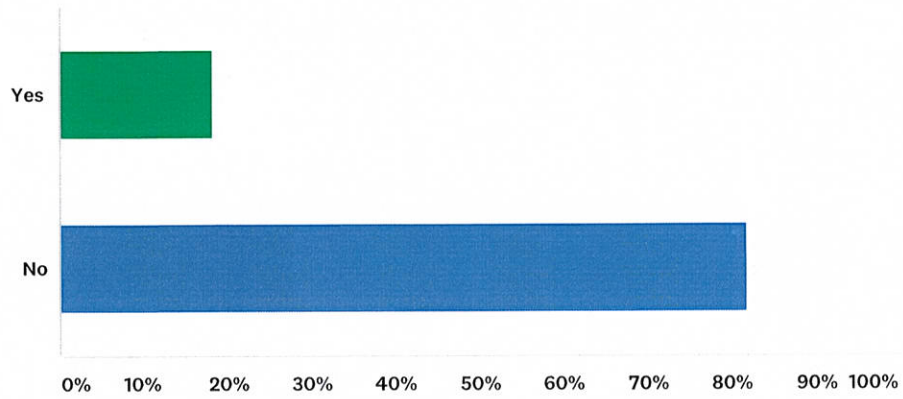
Answered: 138 Skipped: 0



	VERY PREPARED	PREPARED	UNPREPARED	VERY UNPREPARED	TOTAL	WEIGHTED AVERAGE
Understanding the processes associated with becoming a student	55.80% 77	42.75% 59	0.72% 1	0.72% 1	138	1.46
Navigating the educational system	47.10% 65	48.55% 67	3.62% 5	0.72% 1	138	1.58
Academic requirements	48.55% 67	48.55% 67	2.17% 3	0.72% 1	138	1.55

Q12 Did that goal change?

Answered: 138 Skipped: 0



ANSWER CHOICES

Yes

No

TOTAL

RESPONSES

18.12%

81.88%

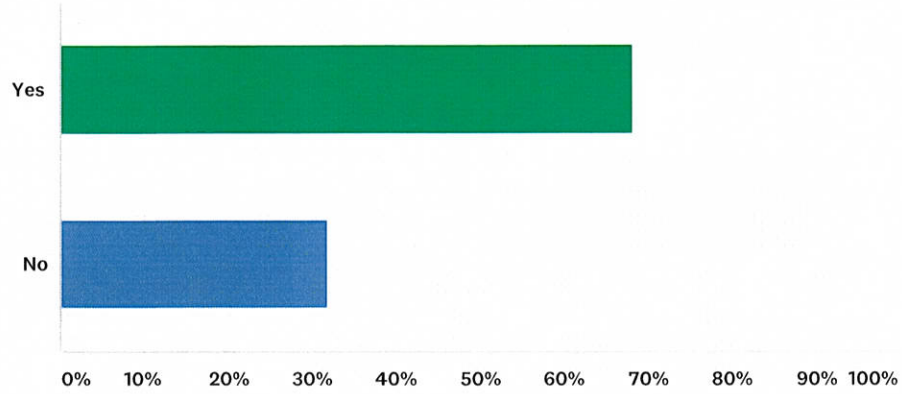
25

113

138

Q14 If you are completing a certificate, do you plan to continue on to complete your degree?

Answered: 138 Skipped: 0



ANSWER CHOICES

Yes

No

TOTAL

RESPONSES

68.12%

31.88%

94

44

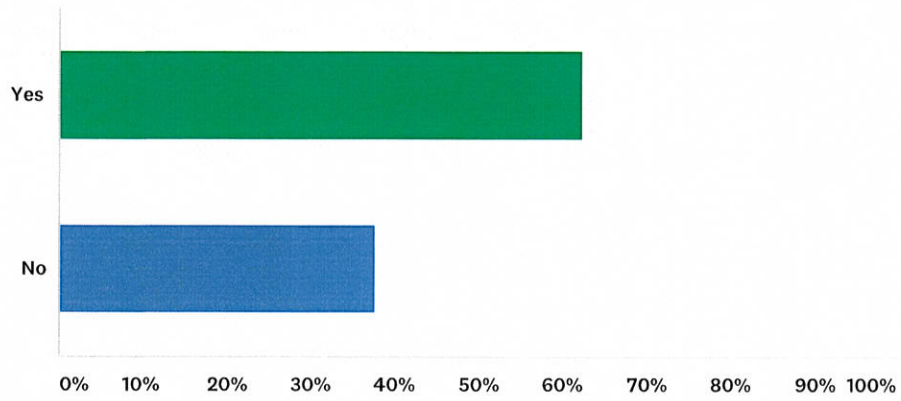
138

Q16 If you have been accepted to transfer, to which institution?

Answered: 138 Skipped: 0

Q18 Are you currently employed?

Answered: 138 Skipped: 0



ANSWER CHOICES

Yes

No

TOTAL

RESPONSES

62.32%

37.68%

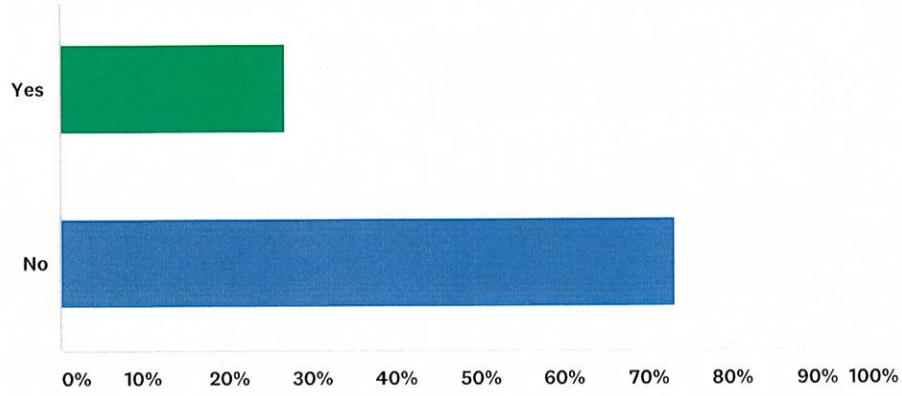
86

52

138

Q20 Are you currently employed in a position related to your field of study?

Answered: 138 Skipped: 0



ANSWER CHOICES

Yes

No

TOTAL

RESPONSES

26.81%

73.19%

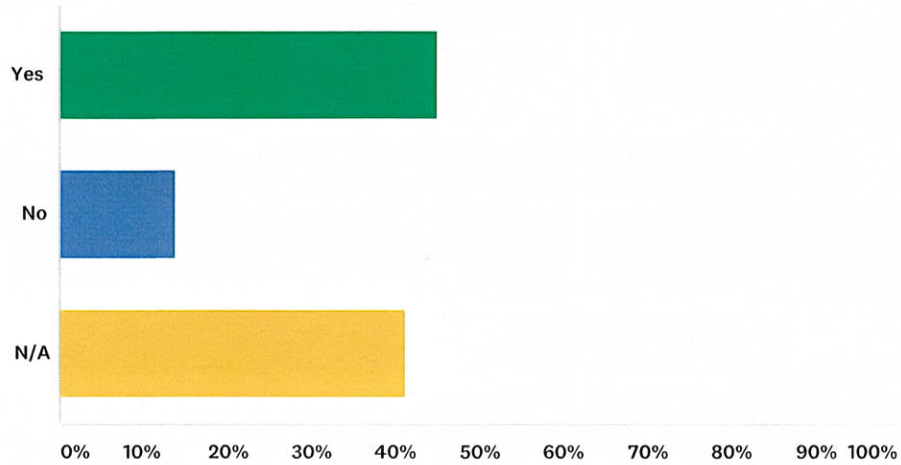
37

101

138

Q22 Will you be working within your educational major and/or using your training after graduation?

Answered: 138 Skipped: 0



ANSWER CHOICES

Yes

No

N/A

TOTAL

RESPONSES

44.93%

13.77%

41.30%

62

19

57

138

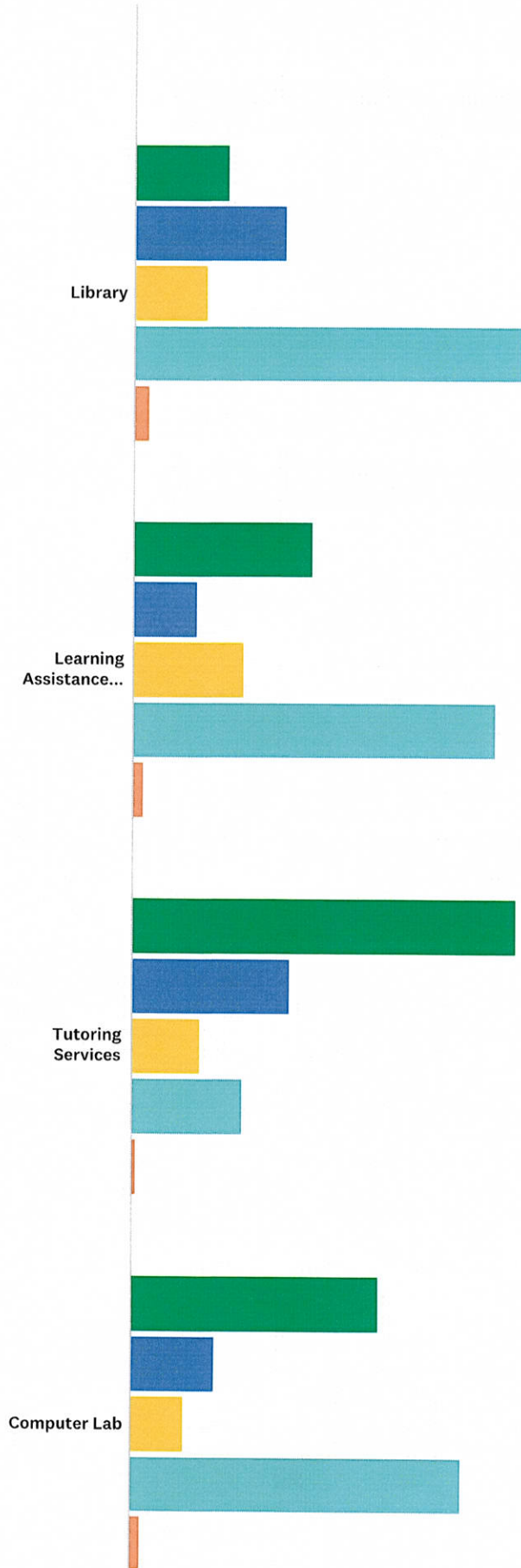
Q24 What one factor would you say made the most significant impact to your college success?

Answered: 138 Skipped: 0

Q26 What could we have improved to better assist you in being successful in reaching your educational goals?

Answered: 138 Skipped: 0

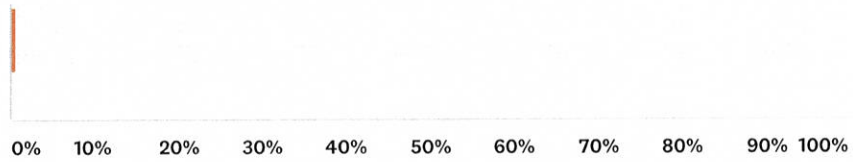
2017 Cerro Coso Community College Graduation Exit Survey



2017 Cerro Coso Community College Graduation Exit Survey

Scholarships	69.57% 96	14.49% 20	7.25% 10	7.25% 10	1.45% 2	138
Counseling/Advising	0.00% 0	11.59% 16	23.91% 33	64.49% 89	0.00% 0	138
Library	13.04% 18	21.01% 29	10.14% 14	53.62% 74	2.17% 3	138
Learning Assistance Center (LAC)	24.64% 34	8.70% 12	15.22% 21	50.00% 69	1.45% 2	138
Tutoring Services	52.90% 73	21.74% 30	9.42% 13	15.22% 21	0.72% 1	138
Computer Lab	34.06% 47	11.59% 16	7.25% 10	45.65% 63	1.45% 2	138
Job Placement Services	84.06% 116	8.70% 12	1.45% 2	2.90% 4	2.90% 4	138
The Child Development Center	86.23% 119	4.35% 6	2.90% 4	3.62% 5	2.90% 4	138
Student Activities	57.97% 80	14.49% 20	11.59% 16	14.49% 20	1.45% 2	138

2017 Cerro Coso Community College Graduation Exit Survey



■ 0 never
 ■ 1-2 times
 ■ 3-5 times
 ■ 6+
■ Not available on my campus

	0 NEVER	1-2 TIMES	3-5 TIMES	6+	NOT AVAILABLE ON MY CAMPUS	TOTAL
E.O.P.S.	81.88% 113	3.62% 5	2.90% 4	11.59% 16	0.00% 0	138
D.S.P.S.	87.68% 121	2.90% 4	1.45% 2	7.25% 10	0.72% 1	138
C.A.R.E.	93.48% 129	2.17% 3	0.72% 1	2.90% 4	0.72% 1	138
CalWORKs	91.30% 126	2.90% 4	2.17% 3	2.90% 4	0.72% 1	138

2017 Cerro Coso Community College Graduation Exit Survey

