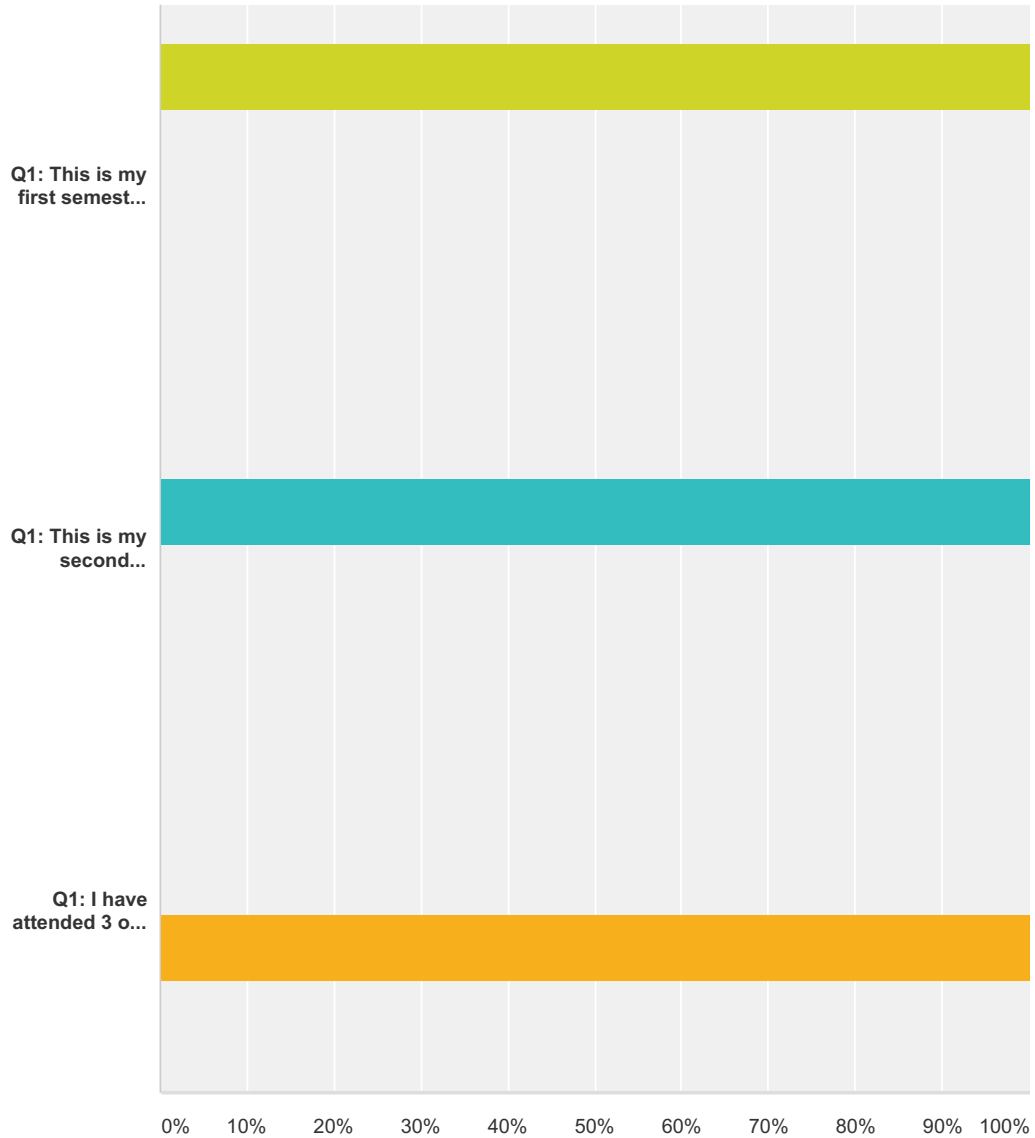


Q1 Please select the answer below that best describes your status as a student at Cerro Coso Community College:

Answered: 434 Skipped: 0



- This is my first semester. I am a new student at Cerro Coso Community College.
- This is my second semester.
- I have attended 3 or more semesters without a break in between.
- I am a returning student. I previously attended Cerro Coso Community College.

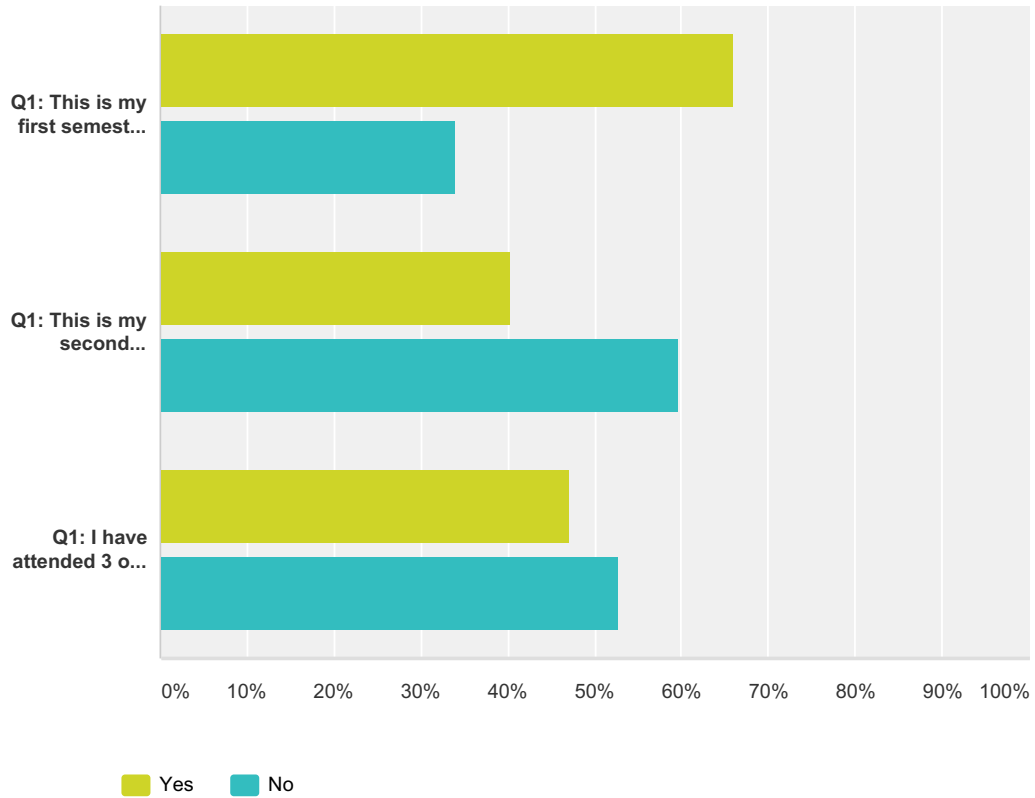
	This is my first semester. I am a new student at Cerro Coso Community College.	This is my second semester.	I have attended 3 or more semesters without a break in between.	I am a returning student. I previously attended Cerro Coso Community College.	Total

Spring 2015 Student Experience Survey

Q1: This is my first semester. I am a new student at Cerro Coso Community College.	100.00% 109	0.00% 0	0.00% 0	0.00% 0	25.12% 109
Q1: This is my second semester.	0.00% 0	100.00% 109	0.00% 0	0.00% 0	25.12% 109
Q1: I have attended 3 or more semesters without a break in between.	0.00% 0	0.00% 0	100.00% 216	0.00% 0	49.77% 216
Total Respondents	109	109	216	0	434

Q2 Have you attended college elsewhere?

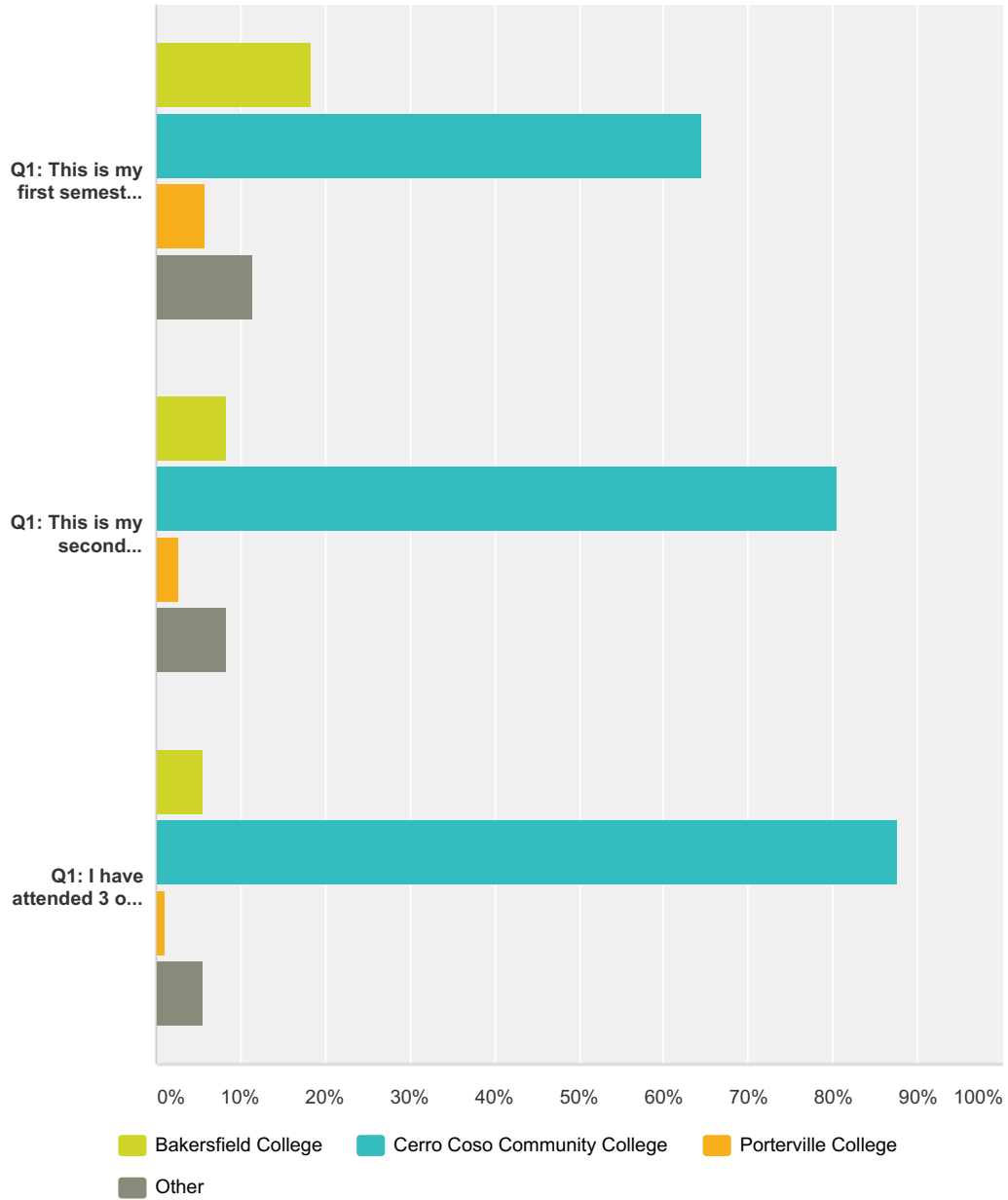
Answered: 434 Skipped: 0



	Yes	No	Total
Q1: This is my first semester. I am a new student at Cerro Coso Community College.	66.06% 72	33.94% 37	25.12% 109
Q1: This is my second semester.	40.37% 44	59.63% 65	25.12% 109
Q1: I have attended 3 or more semesters without a break in between.	47.22% 102	52.78% 114	49.77% 216
Total Respondents	218	216	434

Q3 What currently is your primary college (where you mostly attend or from where you will receive a certificate or degree)?

Answered: 424 Skipped: 10



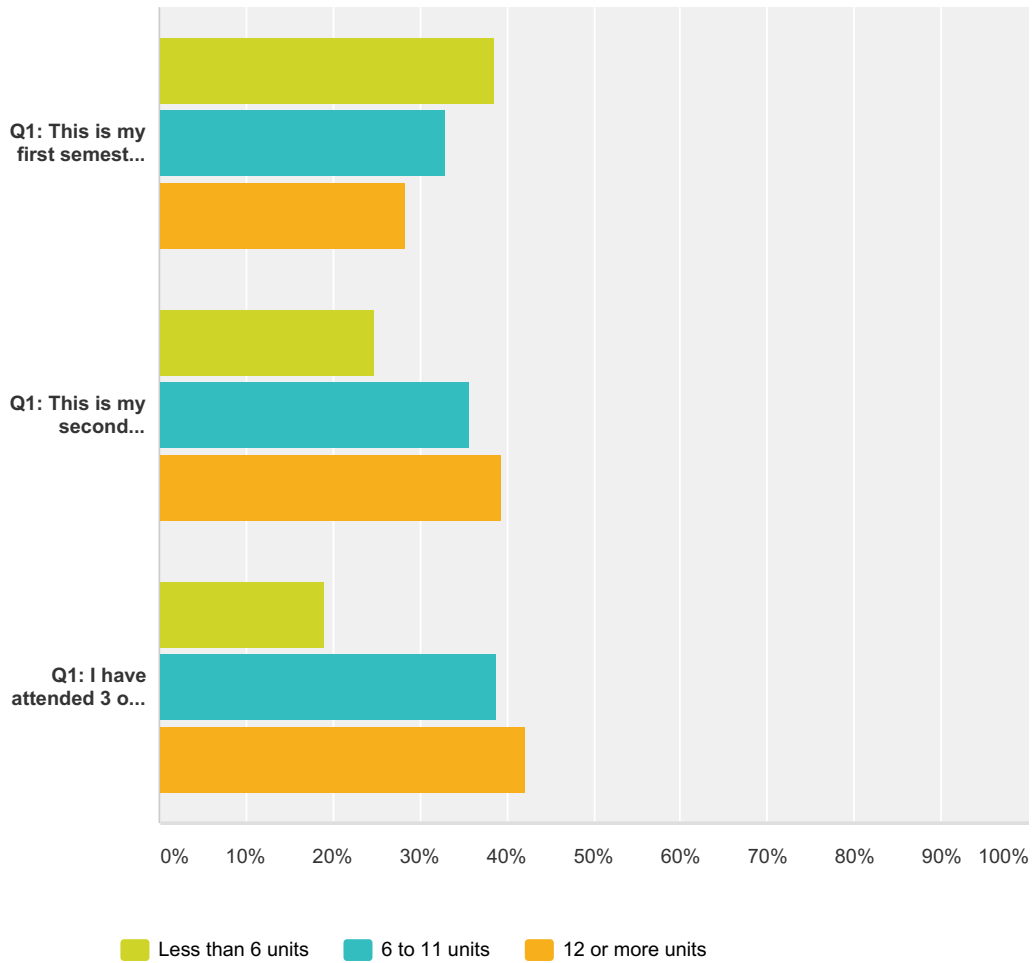
	Bakersfield College	Cerro Coso Community College	Porterville College	Other	Total
Q1: This is my first semester. I am a new student at Cerro Coso Community College.	18.27% 19	64.42% 67	5.77% 6	11.54% 12	24.53% 104
Q1: This is my second semester.	8.33% 9	80.56% 87	2.78% 3	8.33% 9	25.47% 108
Q1: I have attended 3 or more semesters without a break in between.	5.66% 12	87.74% 186	0.94% 2	5.66% 12	50.00% 212

Spring 2015 Student Experience Survey

Total Respondents	40	340	11	33	424
			Other (please specify):	Total	
Q1: This is my first semester. I am a new student at Cerro Coso Community College.			14	14	
Q1: This is my second semester.			9	9	
Q1: I have attended 3 or more semesters without a break in between.			16	16	

Q4 How many units are you currently taking?

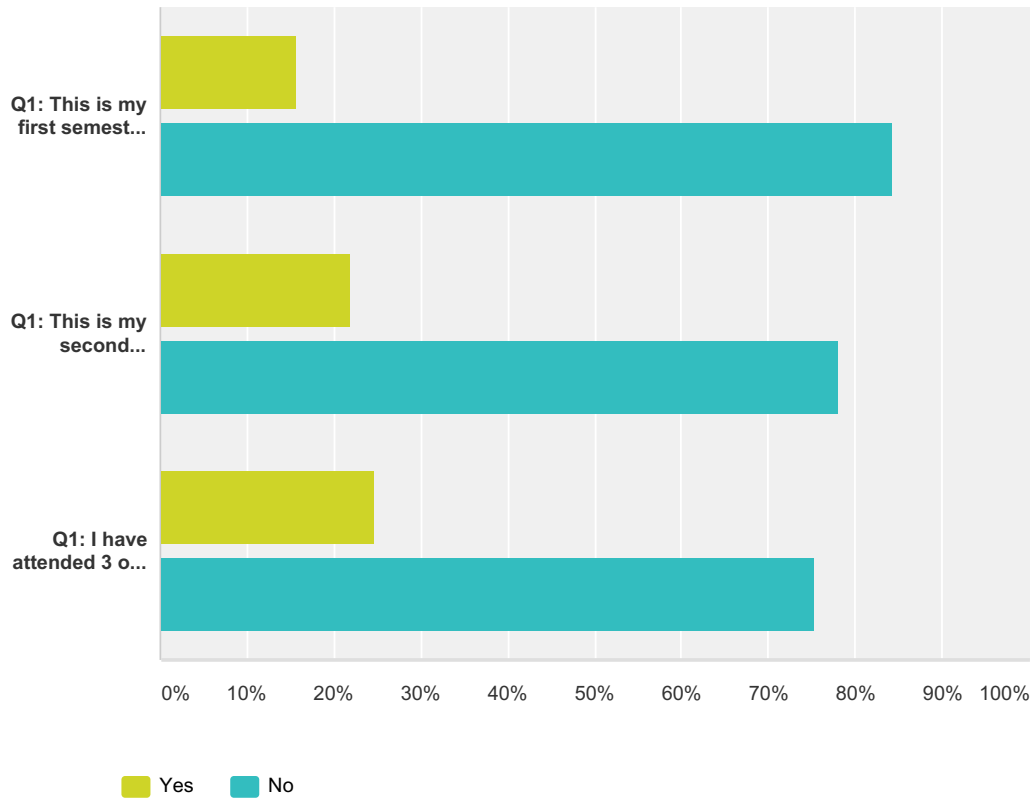
Answered: 434 Skipped: 0



	Less than 6 units	6 to 11 units	12 or more units	Total
Q1: This is my first semester. I am a new student at Cerro Coso Community College.	38.53% 42	33.03% 36	28.44% 31	25.12% 109
Q1: This is my second semester.	24.77% 27	35.78% 39	39.45% 43	25.12% 109
Q1: I have attended 3 or more semesters without a break in between.	18.98% 41	38.89% 84	42.13% 91	49.77% 216
Total Respondents	110	159	165	434

Q5 Did you drop or withdraw from any courses this semester?

Answered: 434 Skipped: 0

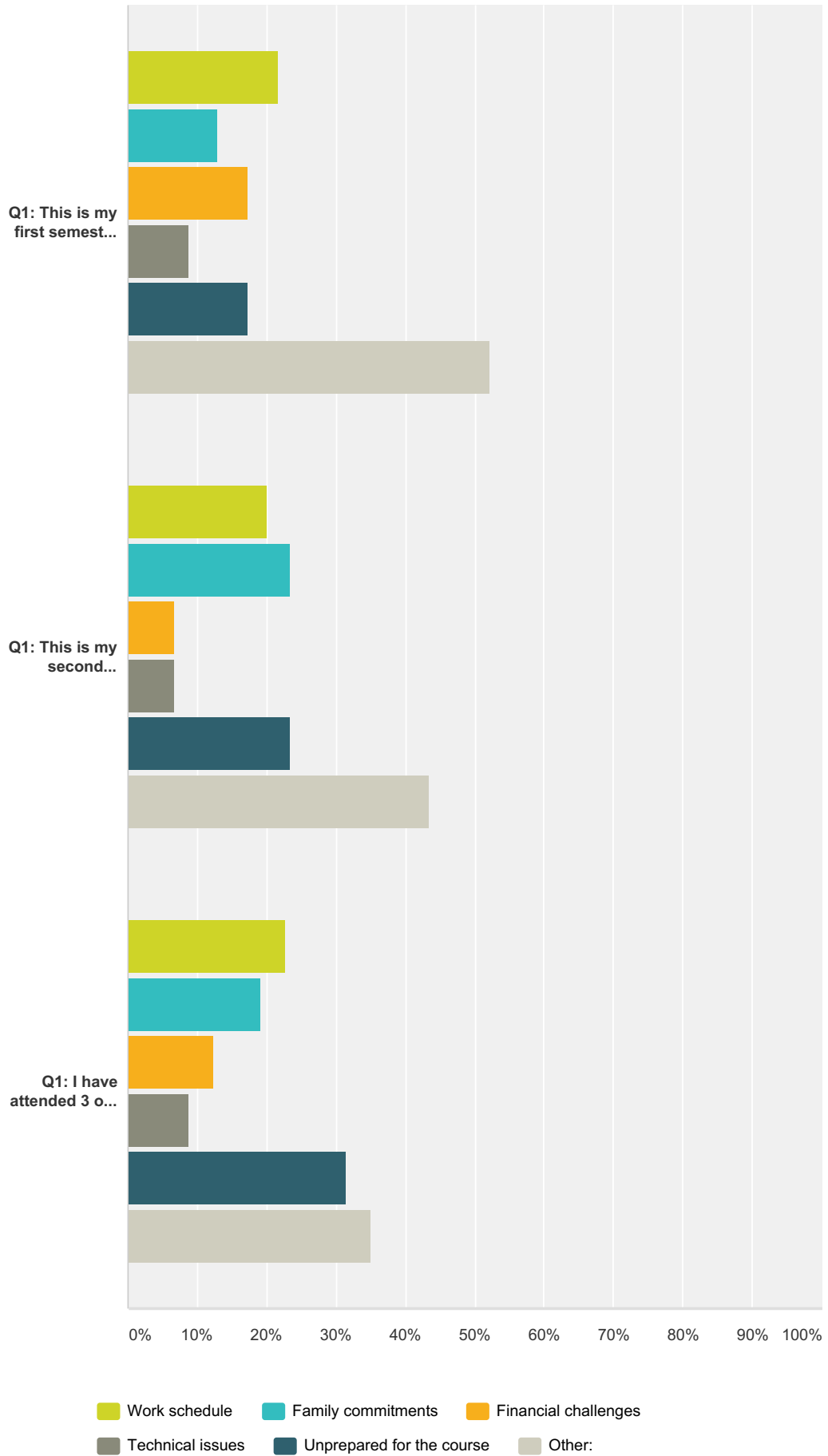


	Yes	No	Total
Q1: This is my first semester. I am a new student at Cerro Coso Community College.	15.60% 17	84.40% 92	25.12% 109
Q1: This is my second semester.	22.02% 24	77.98% 85	25.12% 109
Q1: I have attended 3 or more semesters without a break in between.	24.54% 53	75.46% 163	49.77% 216
Total Respondents	94	340	434

Q6 If you dropped or withdrew from any courses this semester, please indicate why (check all that apply):

Answered: 110 Skipped: 324

Spring 2015 Student Experience Survey



Spring 2015 Student Experience Survey

	Work schedule	Family commitments	Financial challenges	Technical issues	Unprepared for the course	Other:	Total
Q1: This is my first semester. I am a new student at Cerro Coso Community College.	21.74% 5	13.04% 3	17.39% 4	8.70% 2	17.39% 4	52.17% 12	27.27% 30
Q1: This is my second semester.	20.00% 6	23.33% 7	6.67% 2	6.67% 2	23.33% 7	43.33% 13	33.64% 37
Q1: I have attended 3 or more semesters without a break in between.	22.81% 13	19.30% 11	12.28% 7	8.77% 5	31.58% 18	35.09% 20	67.27% 74
Total Respondents	24	21	13	9	29	45	110
					Other (please specify):		Total
Q1: This is my first semester. I am a new student at Cerro Coso Community College.					14		14
Q1: This is my second semester.					13		13
Q1: I have attended 3 or more semesters without a break in between.					23		23

Spring 2015 Student Experience Survey

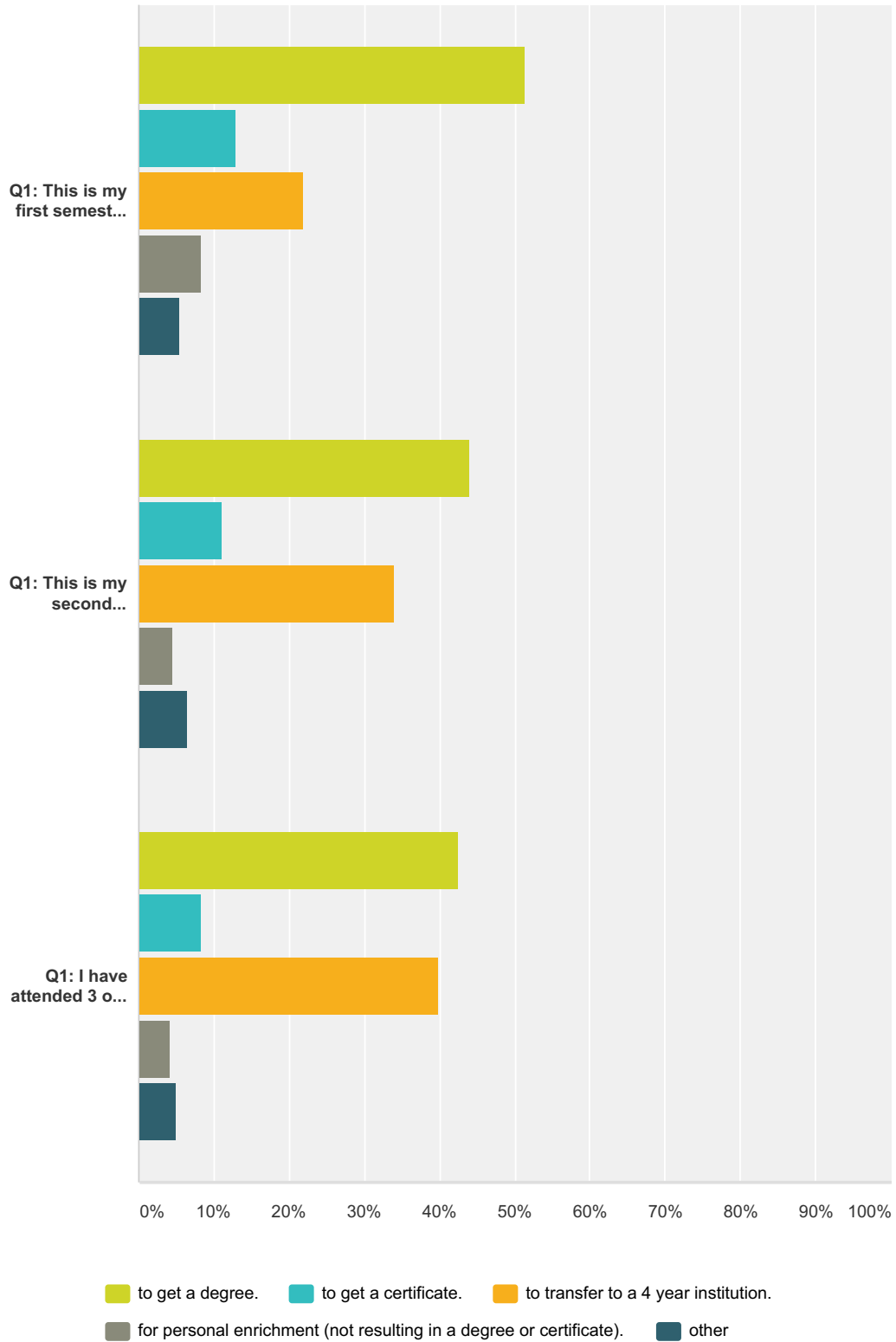
Q7 What is your current major? (If more than one, enter the one you most identify with.)

Answered: 434 Skipped: 0

	What is your current major? (If more than one, enter the one you most identify with.)	Total
Q1: This is my first semester. I am a new student at Cerro Coso Community College.	100.00% 109	25.12% 109
Q1: This is my second semester.	100.00% 109	25.12% 109
Q1: I have attended 3 or more semesters without a break in between.	100.00% 216	49.77% 216
Total Respondents	434	434

Q8 My educational goal is (select one):

Answered: 434 Skipped: 0

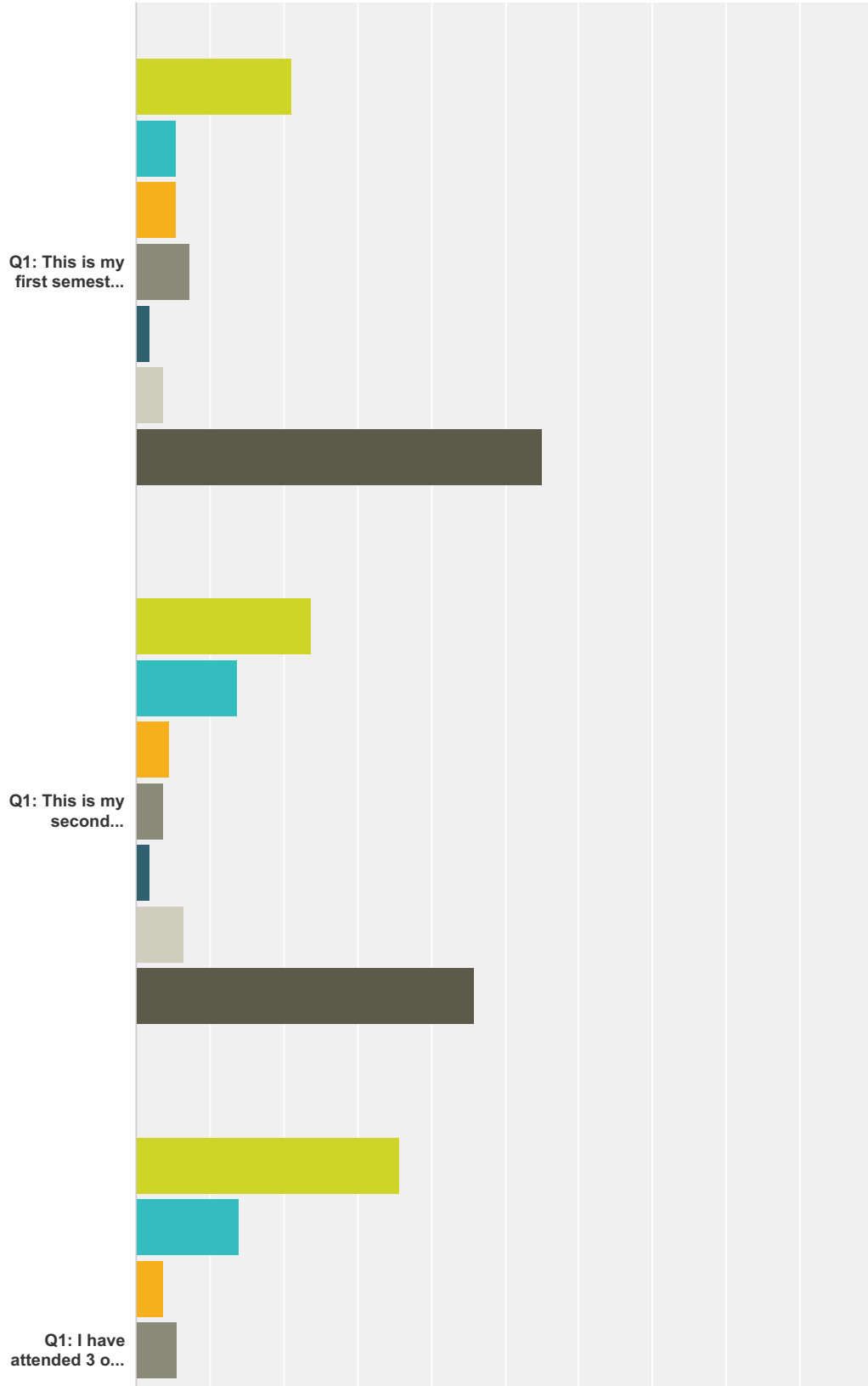


Spring 2015 Student Experience Survey

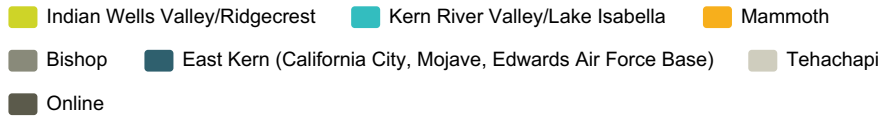
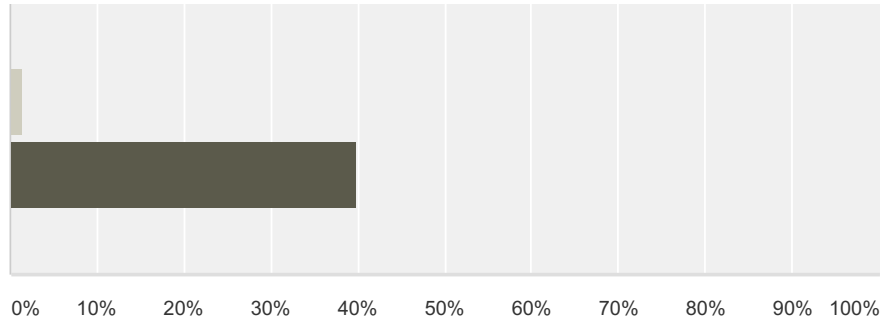
	to get a degree.	to get a certificate.	to transfer to a 4 year institution.	for personal enrichment (not resulting in a degree or certificate).	other	Total
Q1: This is my first semester. I am a new student at Cerro Coso Community College.	51.38% 56	12.84% 14	22.02% 24	8.26% 9	5.50% 6	25.12% 109
Q1: This is my second semester.	44.04% 48	11.01% 12	33.94% 37	4.59% 5	6.42% 7	25.12% 109
Q1: I have attended 3 or more semesters without a break in between.	42.59% 92	8.33% 18	39.81% 86	4.17% 9	5.09% 11	49.77% 216
Total Respondents	196	44	147	23	24	434
	Other (please specify):					Total
Q1: This is my first semester. I am a new student at Cerro Coso Community College.					5	5
Q1: This is my second semester.					9	9
Q1: I have attended 3 or more semesters without a break in between.					13	13

Q9 Please mark the one location that most closely matches your overall attendance at Cerro Coso Community College:

Answered: 434 Skipped: 0



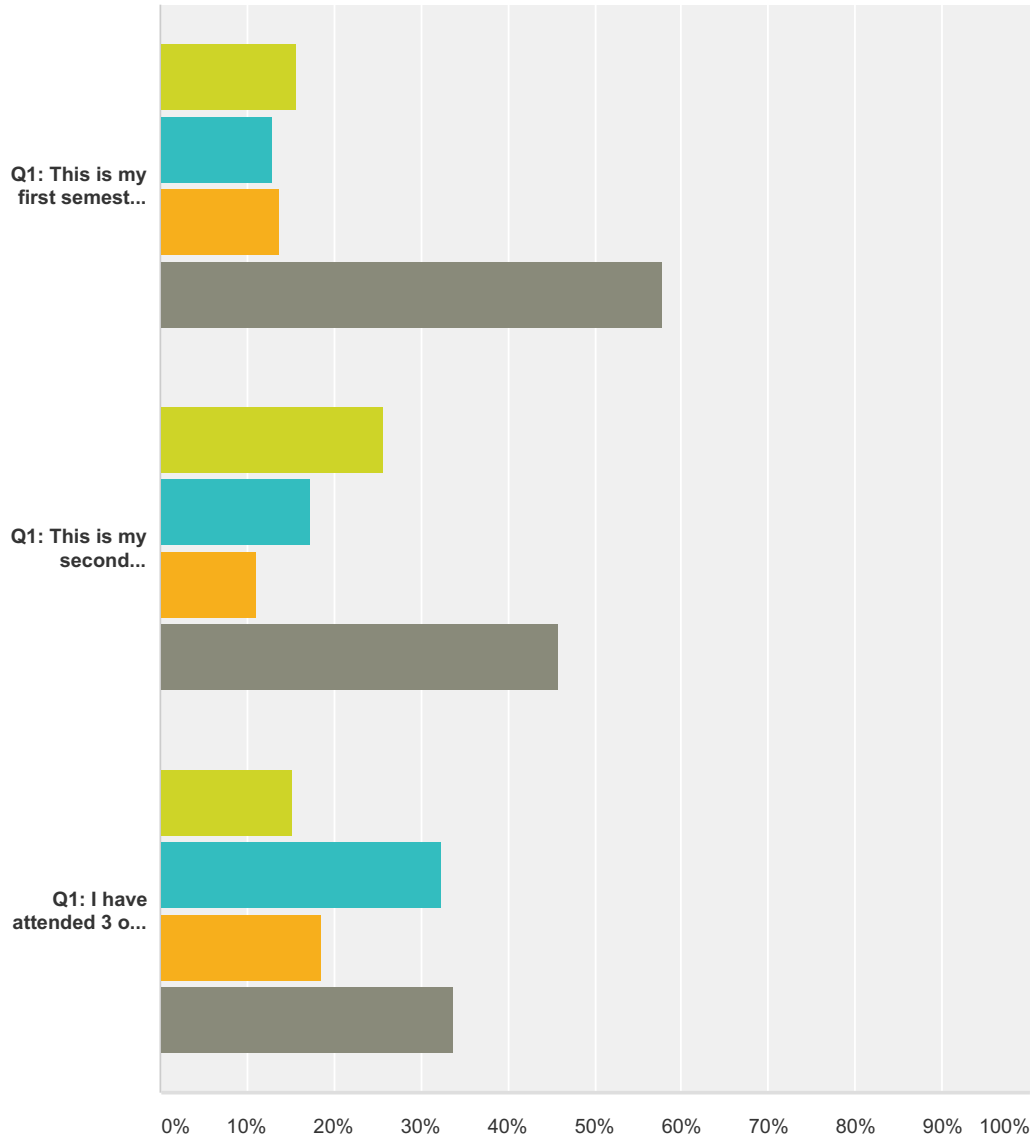
Spring 2015 Student Experience Survey



	Indian Wells Valley/Ridgecrest	Kern River Valley/Lake Isabella	Mammoth	Bishop	East Kern (California City, Mojave, Edwards Air Force Base)	Tehachapi	Online	Total
Q1: This is my first semester. I am a new student at Cerro Coso Community College.	21.10% 23	5.50% 6	5.50% 6	7.34% 8	1.83% 2	3.67% 4	55.05% 60	25.12% 109
Q1: This is my second semester.	23.85% 26	13.76% 15	4.59% 5	3.67% 4	1.83% 2	6.42% 7	45.87% 50	25.12% 109
Q1: I have attended 3 or more semesters without a break in between.	35.65% 77	13.89% 30	3.70% 8	5.56% 12	0.00% 0	1.39% 3	39.81% 86	49.77% 216
Total Respondents	126	51	19	24	4	14	196	434

Q10 Please select the response that most closely matches your overall attendance at Cerro Coso Community College:

Answered: 434 Skipped: 0



- I mostly attend one campus.
- I mostly attend one campus but take some online classes.
- I take mostly online classes but take some classes on site (face-to-face).
- I take online classes only.

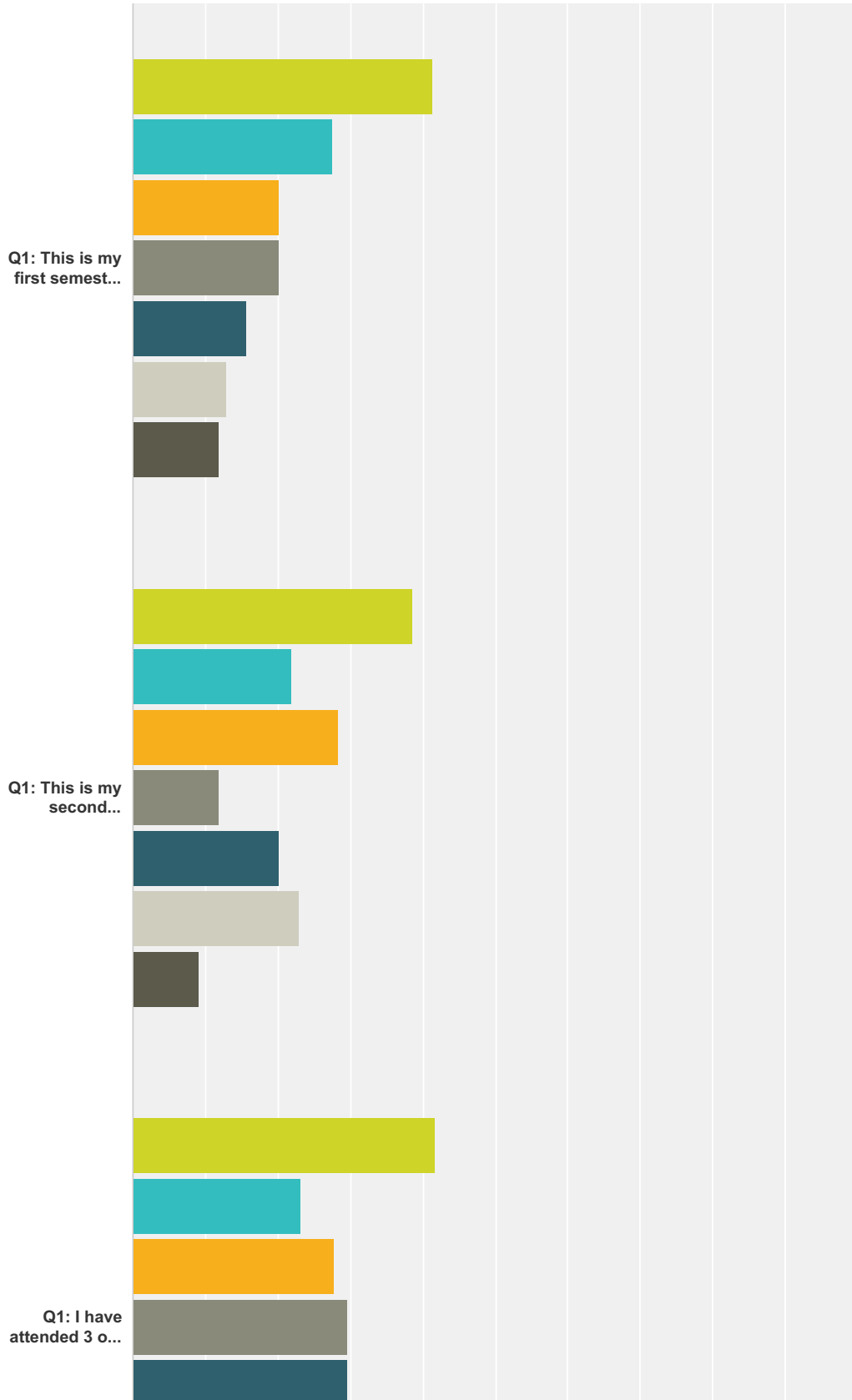
	I mostly attend one campus.	I mostly attend one campus but take some online classes.	I take mostly online classes but take some classes on site (face-to-face).	I take online classes only.	Total
Q1: This is my first semester. I am a new student at Cerro Coso Community College.	15.60% 17	12.84% 14	13.76% 15	57.80% 63	25.12% 109

Spring 2015 Student Experience Survey

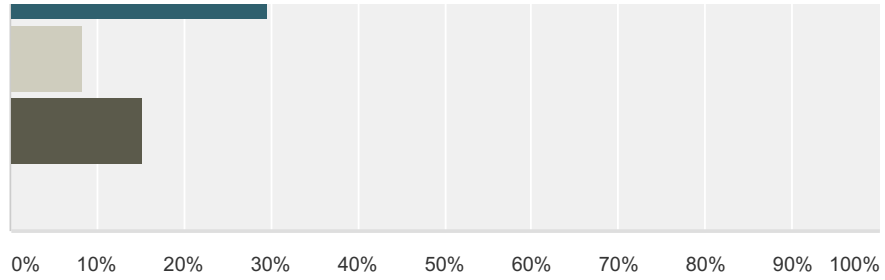
Q1: This is my second semester.	25.69% 28	17.43% 19	11.01% 12	45.87% 50	25.12% 109
Q1: I have attended 3 or more semesters without a break in between.	15.28% 33	32.41% 70	18.52% 40	33.80% 73	49.77% 216
Total Respondents	78	103	67	186	434

Q11 Please indicate your reasons for taking online classes (check all that apply):

Answered: 434 Skipped: 0



Spring 2015 Student Experience Survey

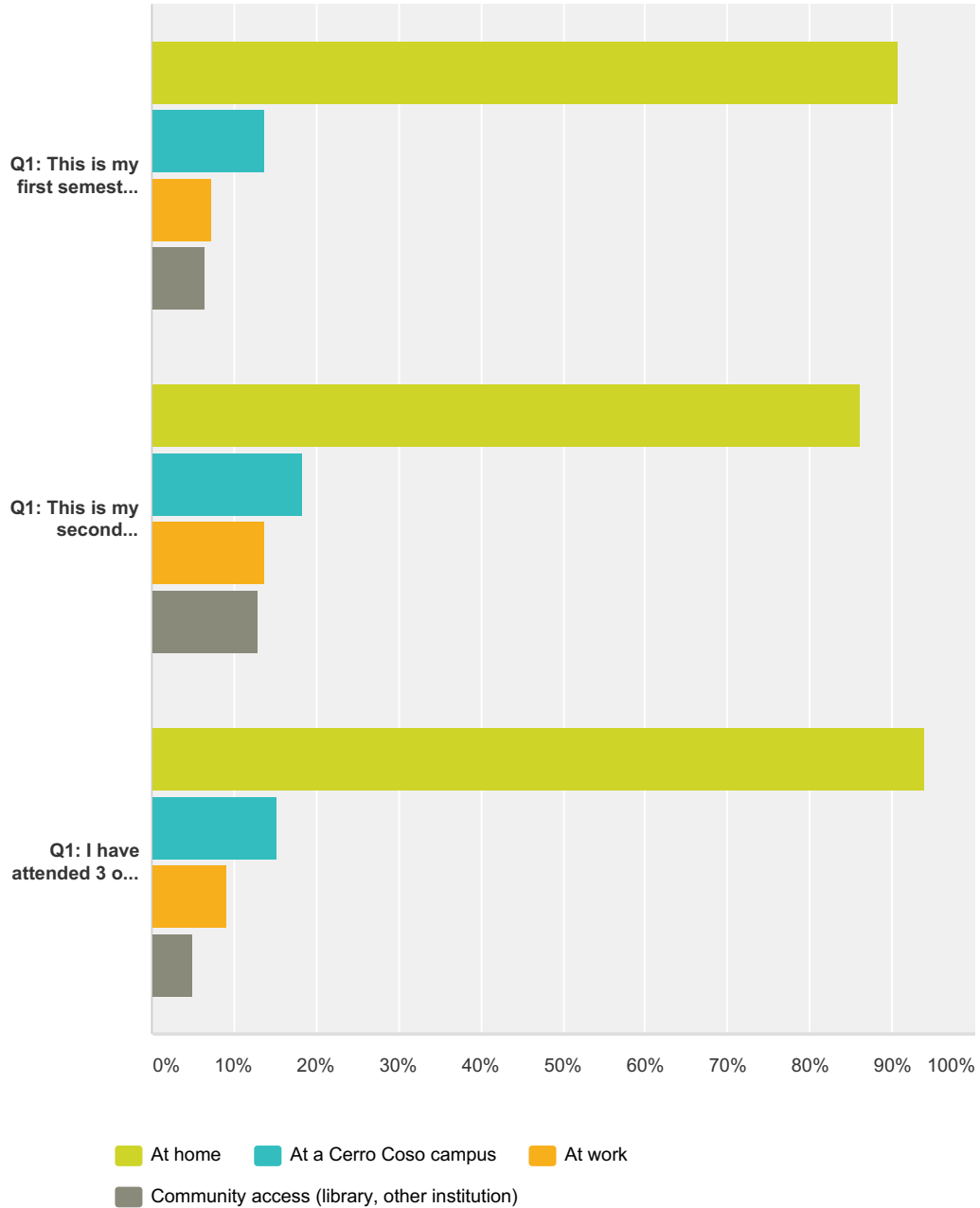


- My work schedule requires that I have the flexibility of online classes.
- I have children and need to be able to take classes from home for childcare reasons.
- I prefer online classes. The classes that I need are often not offered on campus.
- The classes I need are offered on campus, but not at times that I can take them.
- Did not take online classes. Other

	My work schedule requires that I have the flexibility of online classes.	I have children and need to be able to take classes from home for childcare reasons.	I prefer online classes.	The classes that I need are often not offered on campus.	The classes I need are offered on campus, but not at times that I can take them.	Did not take online classes.	Other	Total
Q1: This is my first semester. I am a new student at Cerro Coso Community College.	41.28% 45	27.52% 30	20.18% 22	20.18% 22	15.60% 17	12.84% 14	11.93% 13	37.56% 163
Q1: This is my second semester.	38.53% 42	22.02% 24	28.44% 31	11.93% 13	20.18% 22	22.94% 25	9.17% 10	38.48% 167
Q1: I have attended 3 or more semesters without a break in between.	41.67% 90	23.15% 50	27.78% 60	29.63% 64	29.63% 64	8.33% 18	15.28% 33	87.33% 379
Total Respondents	177	104	113	99	103	57	56	434
						Other (please specify):		Total
Q1: This is my first semester. I am a new student at Cerro Coso Community College.						11		11
Q1: This is my second semester.						10		10
Q1: I have attended 3 or more semesters without a break in between.						39		39

Q12 Where do you primarily access computers for coursework (writing papers, doing research, completing homework, etc.)?

Answered: 434 Skipped: 0



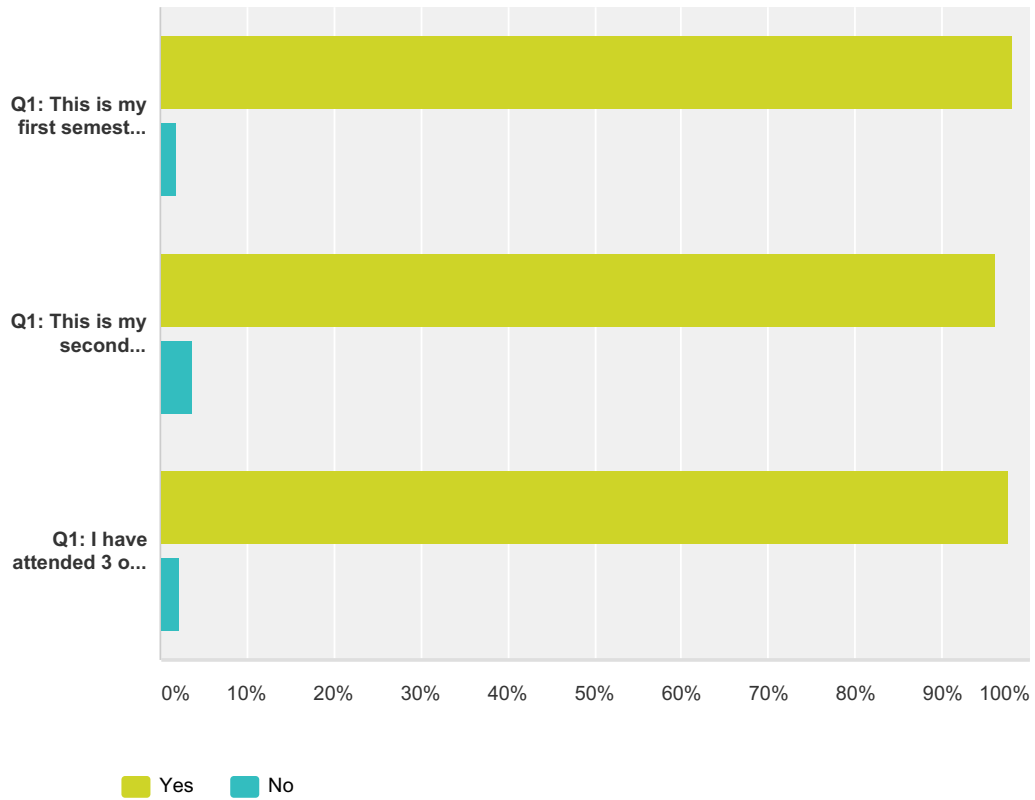
	At home	At a Cerro Coso campus	At work	Community access (library, other institution)	Total
Q1: This is my first semester. I am a new student at Cerro Coso Community College.	90.83% 99	13.76% 15	7.34% 8	6.42% 7	29.72% 129
Q1: This is my second semester.	86.24% 94	18.35% 20	13.76% 15	12.84% 14	32.95% 143

Spring 2015 Student Experience Survey

Q1: I have attended 3 or more semesters without a break in between.	93.98% 203	15.28% 33	9.26% 20	5.09% 11	61.52% 267
Total Respondents	396	68	43	32	434

Q13 Does this computer have reliable internet access?

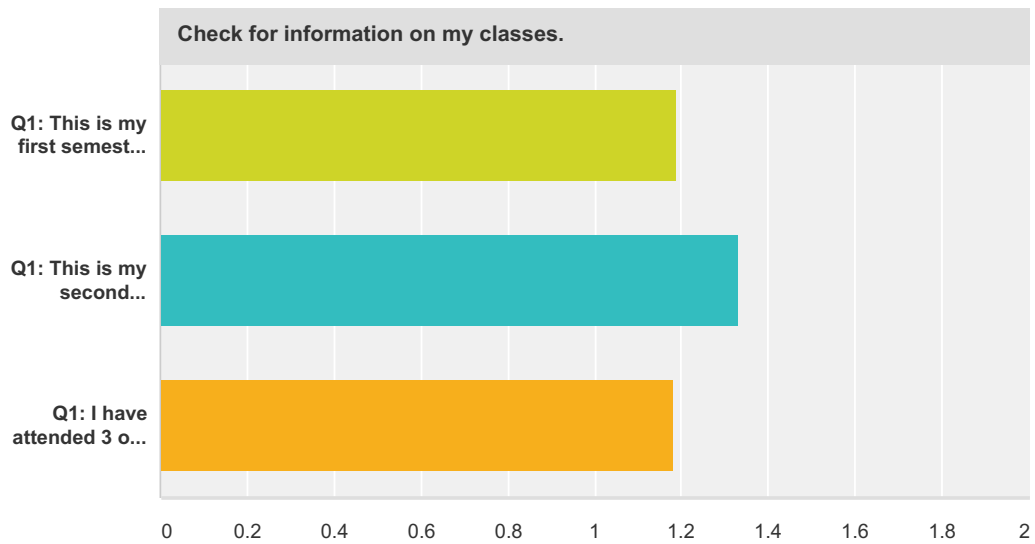
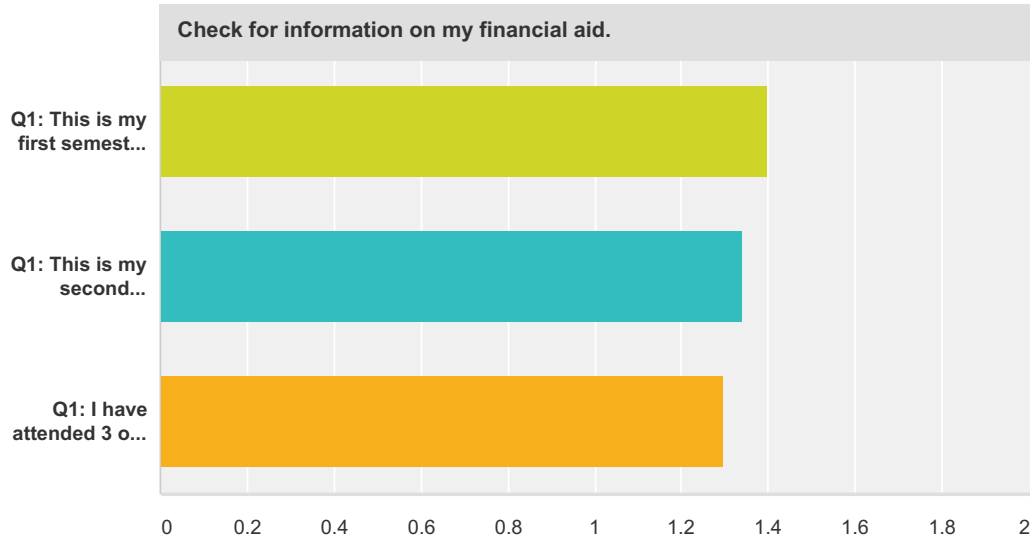
Answered: 434 Skipped: 0



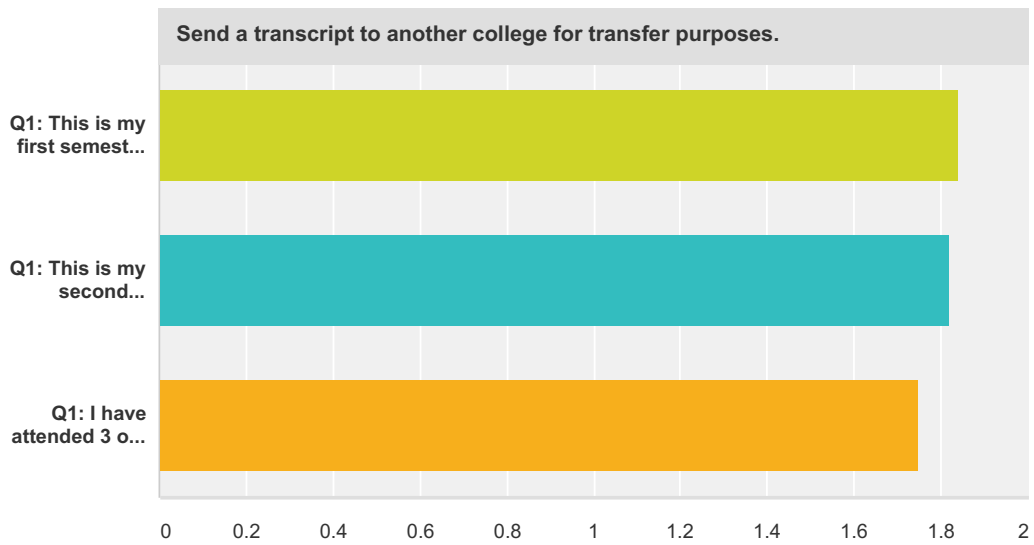
	Yes	No	Total
Q1: This is my first semester. I am a new student at Cerro Coso Community College.	98.17% 107	1.83% 2	25.12% 109
Q1: This is my second semester.	96.33% 105	3.67% 4	25.12% 109
Q1: I have attended 3 or more semesters without a break in between.	97.69% 211	2.31% 5	49.77% 216
Total Respondents	423	11	434

Q14 When you perform the activities below, what mode/method would you most likely use?

Answered: 432 Skipped: 2



Spring 2015 Student Experience Survey



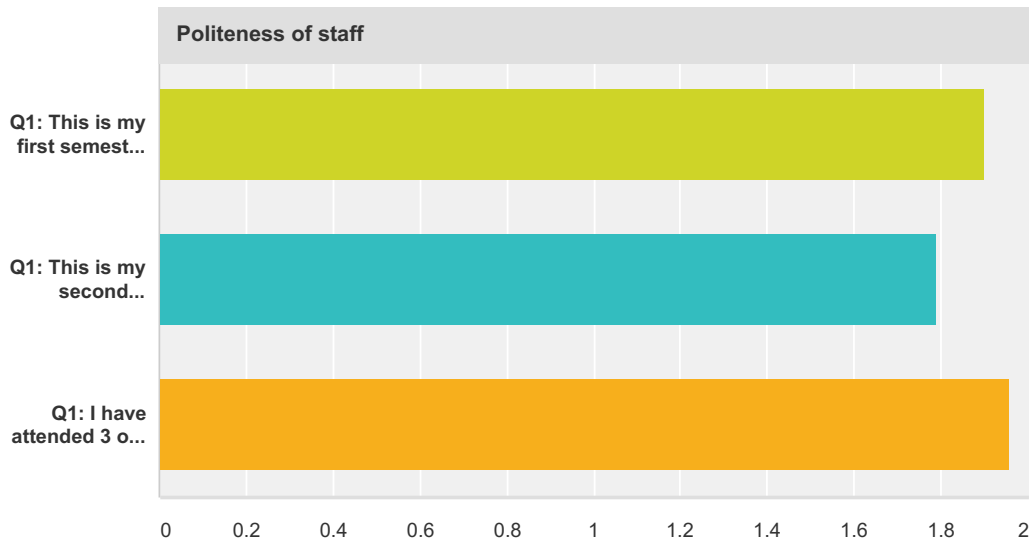
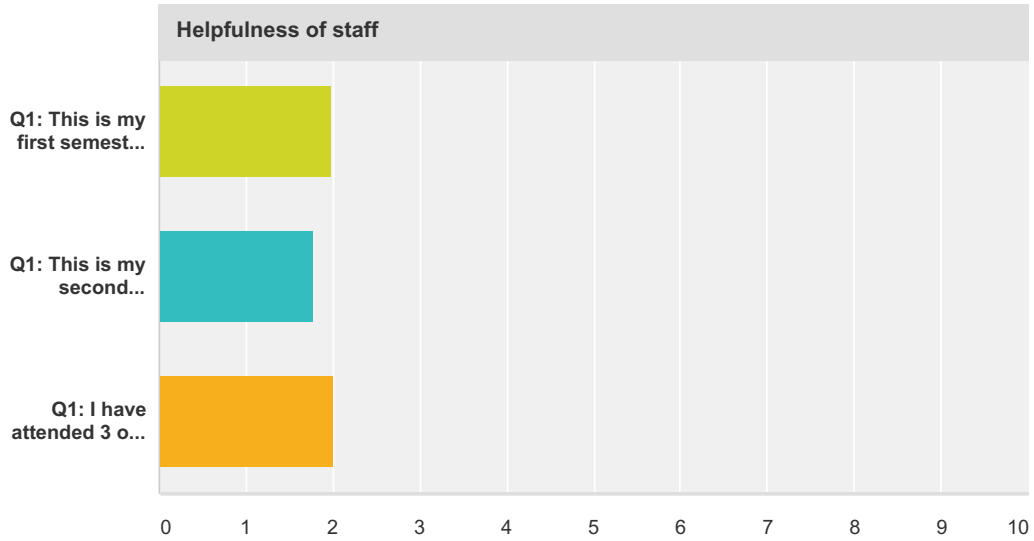
Check for information on my financial aid.							
	Online	In person	By phone	By email	Regular mail/US Postal	N/A	Total
Q1: This is my first semester. I am a new student at Cerro Coso Community College.	61.68% 66	10.28% 11	10.28% 11	0.93% 1	0.00% 0	16.82% 18	24.77% 107
Q1: This is my second semester.	65.42% 70	17.76% 19	4.67% 5	0.93% 1	0.00% 0	11.21% 12	24.77% 107
Q1: I have attended 3 or more semesters without a break in between.	63.55% 136	9.81% 21	5.14% 11	1.40% 3	0.00% 0	20.09% 43	49.54% 214
Check for information on my classes.							
	Online	In person	By phone	By email	Regular mail/US Postal	N/A	Total
Q1: This is my first semester. I am a new student at Cerro Coso Community College.	88.07% 96	6.42% 7	1.83% 2	2.75% 3	0.00% 0	0.92% 1	25.23% 109
Q1: This is my second semester.	80.56% 87	12.04% 13	0.93% 1	6.48% 7	0.00% 0	0.00% 0	25.00% 108

Spring 2015 Student Experience Survey

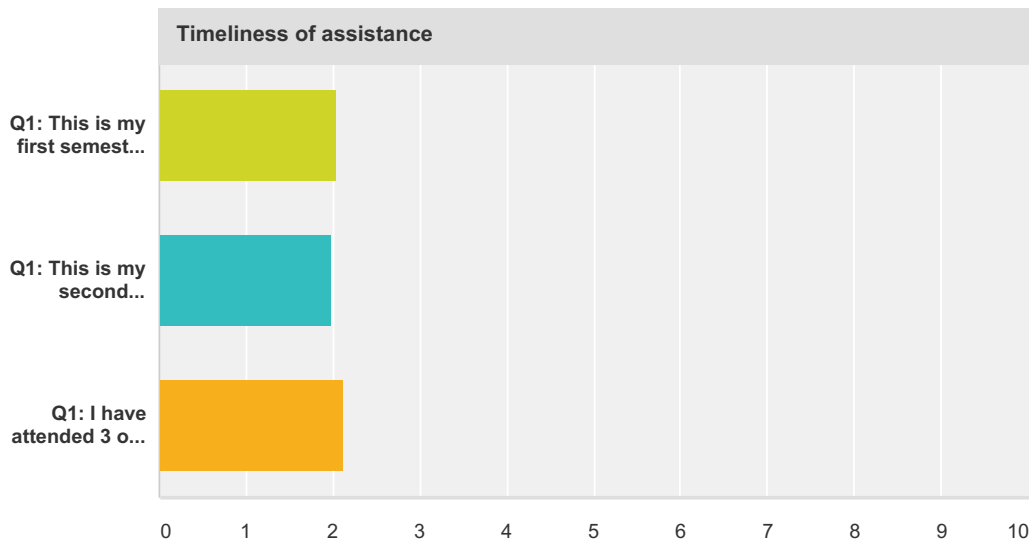
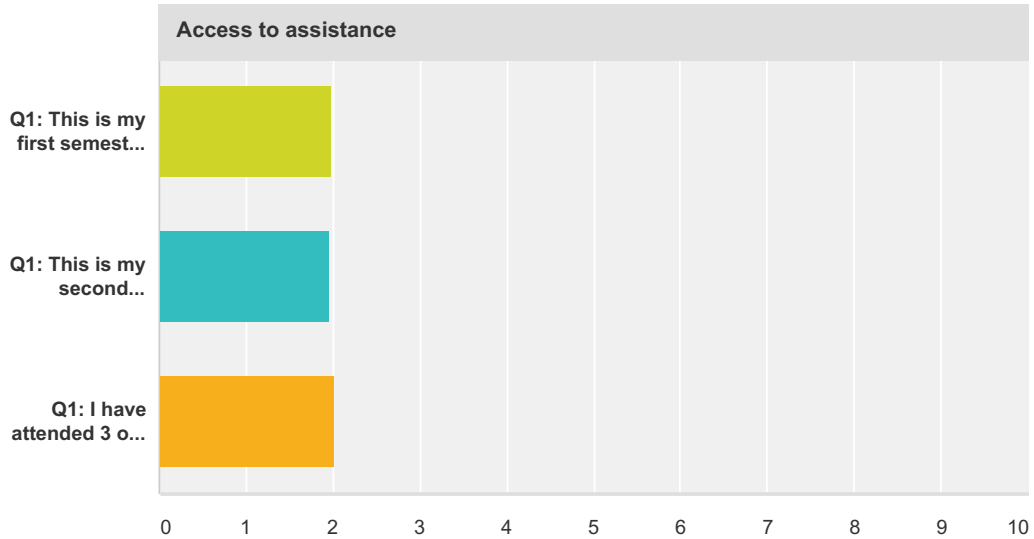
Q1: I have attended 3 or more semesters without a break in between.	88.32% 189	7.48% 16	0.93% 2	2.34% 5	0.47% 1	0.47% 1	49.54% 214
Find out which classes will apply to me degree/certificate.							
	Online	In person	By phone	By email	Regular mail/US Postal	N/A	Total
Q1: This is my first semester. I am a new student at Cerro Coso Community College.	61.47% 67	27.52% 30	3.67% 4	1.83% 2	0.00% 0	5.50% 6	25.23% 109
Q1: This is my second semester.	52.78% 57	37.04% 40	2.78% 3	4.63% 5	0.00% 0	2.78% 3	25.00% 108
Q1: I have attended 3 or more semesters without a break in between.	58.60% 126	38.14% 82	1.40% 3	0.47% 1	0.00% 0	1.40% 3	49.77% 215
Send a transcript to another college for transfer purposes.							
	Online	In person	By phone	By email	Regular mail/US Postal	N/A	Total
Q1: This is my first semester. I am a new student at Cerro Coso Community College.	44.44% 48	13.89% 15	1.85% 2	8.33% 9	4.63% 5	26.85% 29	25.00% 108
Q1: This is my second semester.	44.44% 48	19.44% 21	4.63% 5	1.85% 2	7.41% 8	22.22% 24	25.00% 108
Q1: I have attended 3 or more semesters without a break in between.	45.07% 96	18.78% 40	3.76% 8	2.82% 6	5.63% 12	23.94% 51	49.31% 213

Q15 Reflecting on your interactions with the technology and computer support staff at Cerro Coso Community College, please rate your satisfaction with the following:

Answered: 434 Skipped: 0



Spring 2015 Student Experience Survey



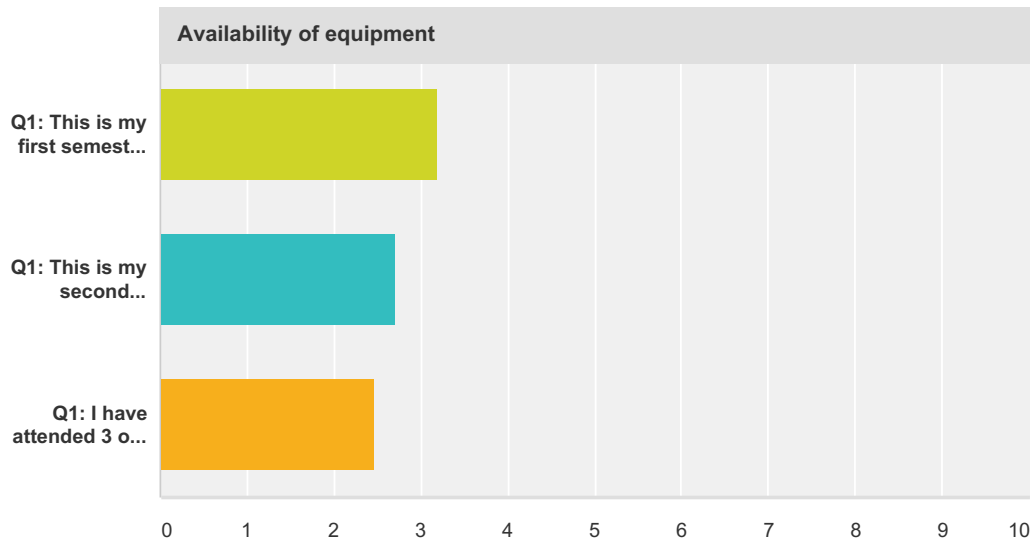
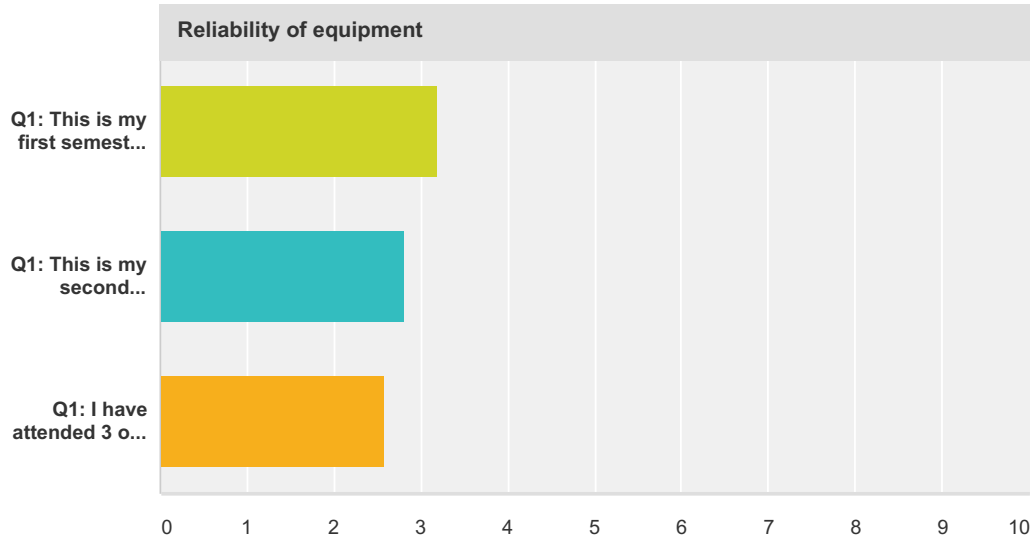
Helpfulness of staff						
	Very Satisfied	Satisfied	Dissatisfied	Very Dissatisfied	Not Applicable	Total
Q1: This is my first semester. I am a new student at Cerro Coso Community College.	60.55% 66	19.27% 21	0.92% 1	0.00% 0	19.27% 21	25.12% 109
Q1: This is my second semester.	54.13% 59	33.94% 37	1.83% 2	0.00% 0	10.09% 11	25.12% 109
Q1: I have attended 3 or more semesters without a break in between.	48.61% 105	32.41% 70	2.31% 5	2.31% 5	14.35% 31	49.77% 216
Politeness of staff						
	Very Satisfied	Satisfied	Dissatisfied	Very Dissatisfied	Not Applicable	Total
Q1: This is my first semester. I am a new student at Cerro Coso Community College.	65.14% 71	16.51% 18	0.00% 0	0.00% 0	18.35% 20	25.12% 109
Q1: This is my second semester.	56.88% 62	31.19% 34	0.00% 0	0.00% 0	11.93% 13	25.12% 109

Spring 2015 Student Experience Survey

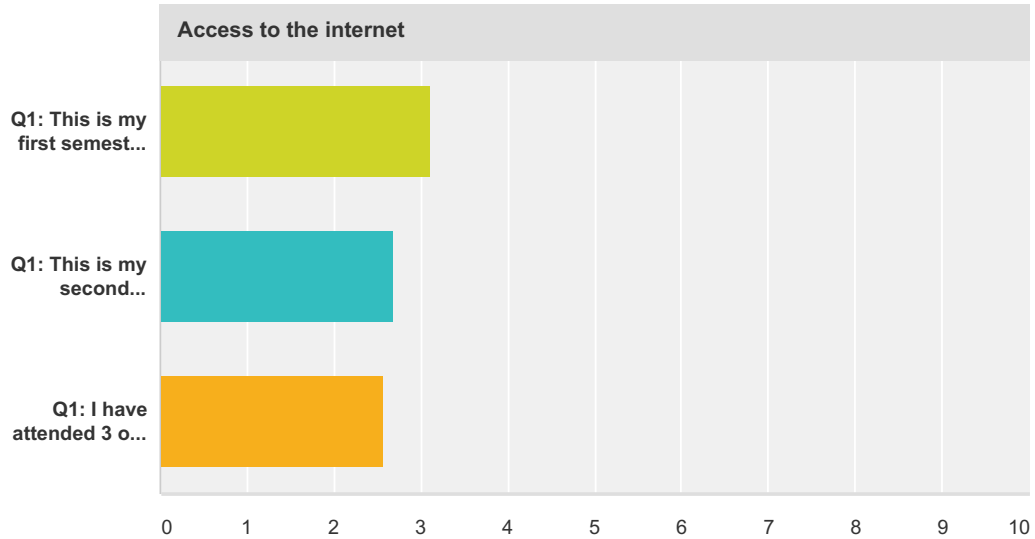
Q1: I have attended 3 or more semesters without a break in between.	53.49% 115	27.91% 60	1.86% 4	2.33% 5	14.42% 31	49.54% 215
Access to assistance						
	Very Satisfied	Satisfied	Dissatisfied	Very Dissatisfied	Not Applicable	Total
Q1: This is my first semester. I am a new student at Cerro Coso Community College.	59.63% 65	18.35% 20	3.67% 4	0.00% 0	18.35% 20	25.12% 109
Q1: This is my second semester.	48.62% 53	33.03% 36	4.59% 5	0.00% 0	13.76% 15	25.12% 109
Q1: I have attended 3 or more semesters without a break in between.	46.98% 101	33.49% 72	3.26% 7	2.33% 5	13.95% 30	49.54% 215
Timeliness of assistance						
	Very Satisfied	Satisfied	Dissatisfied	Very Dissatisfied	Not Applicable	Total
Q1: This is my first semester. I am a new student at Cerro Coso Community College.	56.88% 62	19.27% 21	5.50% 6	0.00% 0	18.35% 20	25.12% 109
Q1: This is my second semester.	46.30% 50	34.26% 37	6.48% 7	0.00% 0	12.96% 14	24.88% 108
Q1: I have attended 3 or more semesters without a break in between.	42.79% 92	33.49% 72	7.91% 17	0.93% 2	14.88% 32	49.54% 215

Q16 Reflecting on your experience in the classrooms and the open computer labs, please rate your satisfaction with the following:

Answered: 434 Skipped: 0



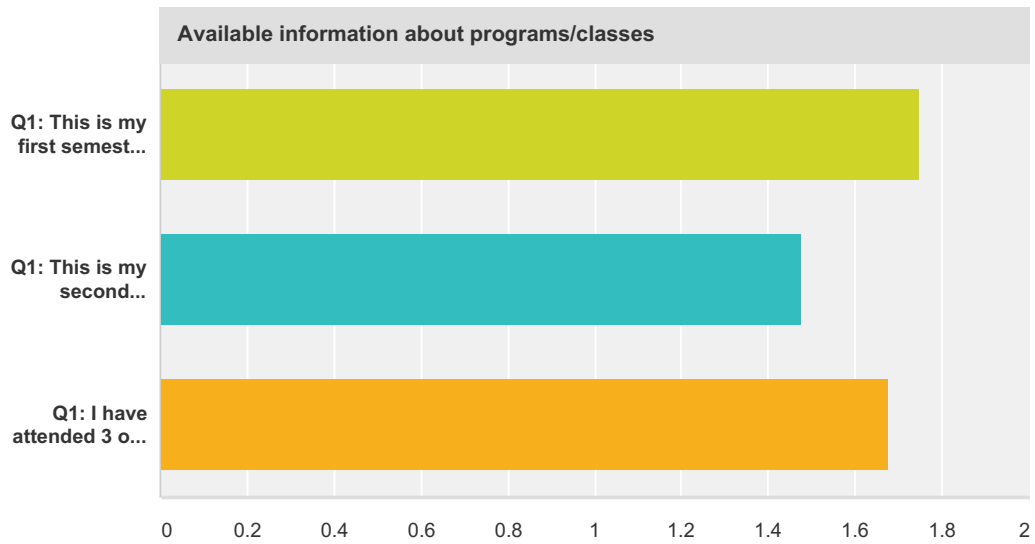
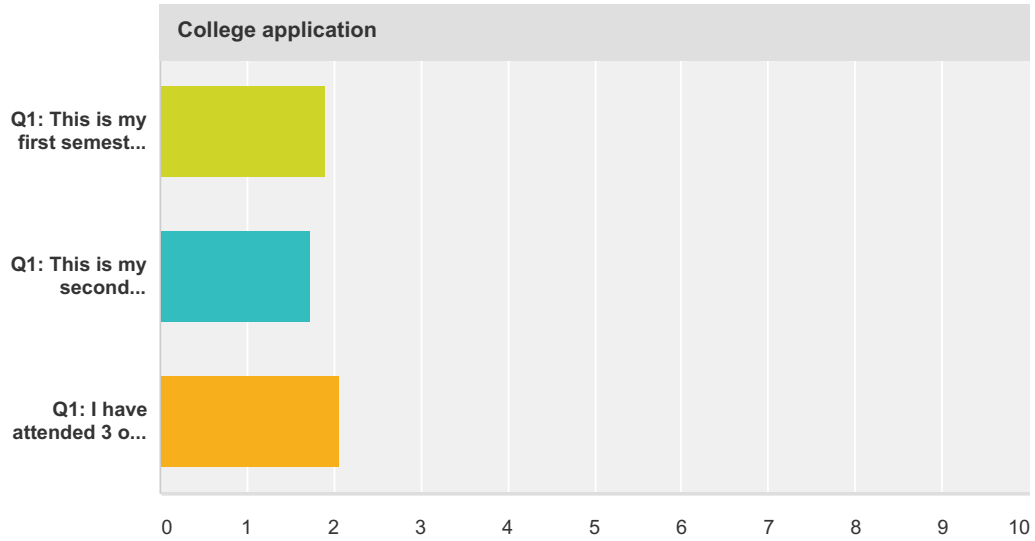
Spring 2015 Student Experience Survey



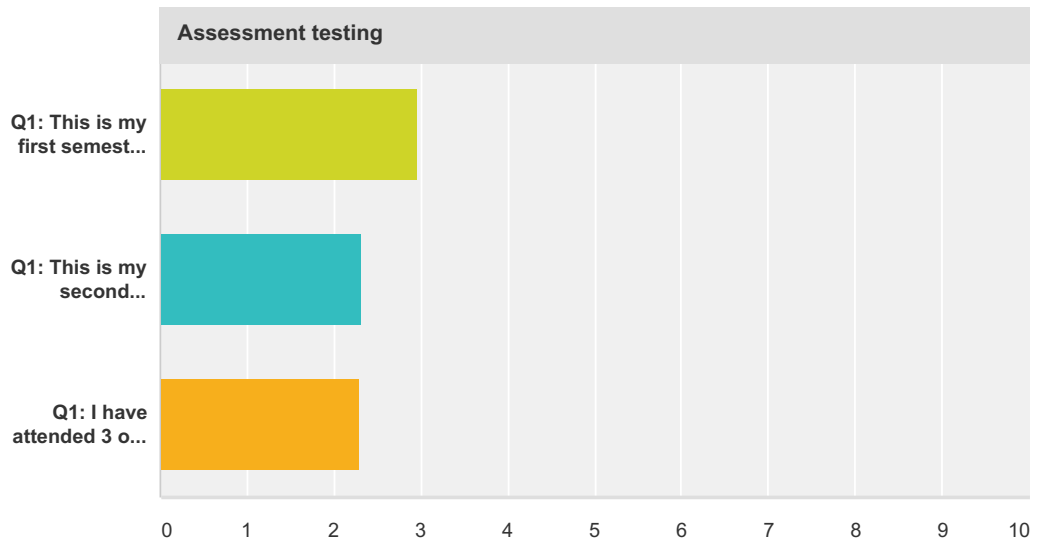
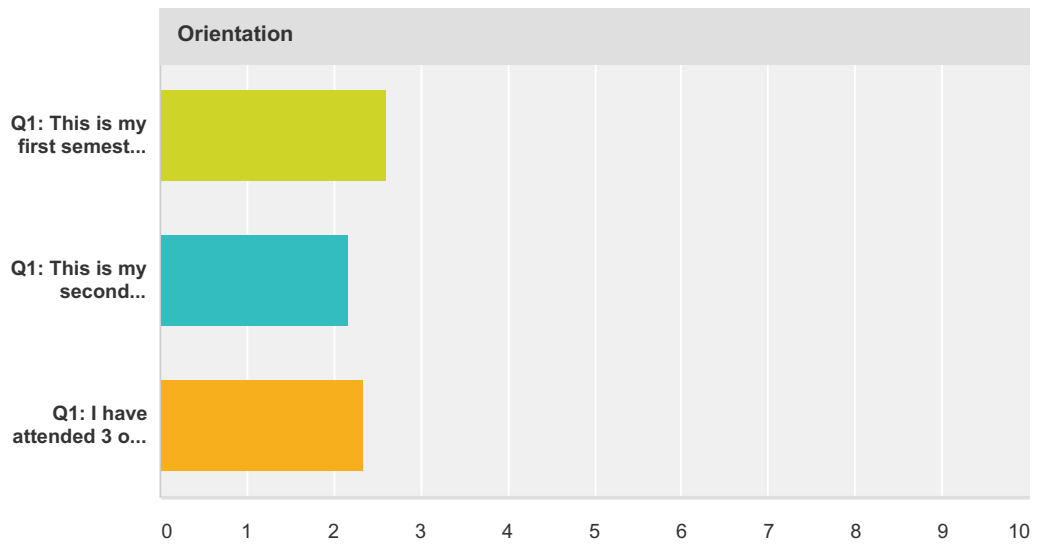
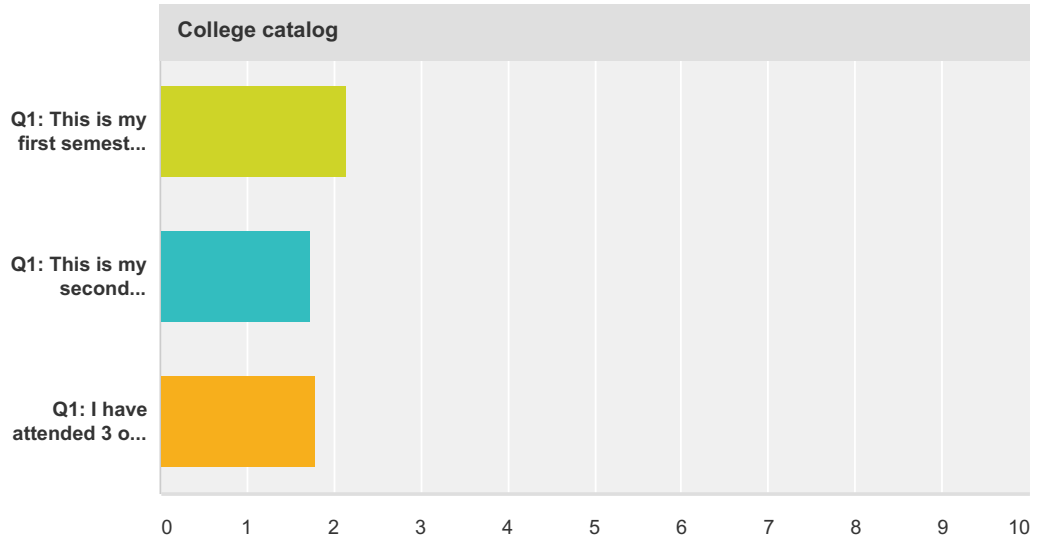
Reliability of equipment						
	Very Satisfied	Satisfied	Dissatisfied	Very Dissatisfied	Not Applicable	Total
Q1: This is my first semester. I am a new student at Cerro Coso Community College.	31.48% 34	17.59% 19	0.93% 1	0.93% 1	49.07% 53	24.88% 108
Q1: This is my second semester.	36.70% 40	22.02% 24	1.83% 2	2.75% 3	36.70% 40	25.12% 109
Q1: I have attended 3 or more semesters without a break in between.	35.65% 77	30.09% 65	3.70% 8	0.93% 2	29.63% 64	49.77% 216
Availability of equipment						
	Very Satisfied	Satisfied	Dissatisfied	Very Dissatisfied	Not Applicable	Total
Q1: This is my first semester. I am a new student at Cerro Coso Community College.	33.33% 36	15.74% 17	0.00% 0	0.00% 0	50.93% 55	24.88% 108
Q1: This is my second semester.	42.20% 46	19.27% 21	0.92% 1	0.92% 1	36.70% 40	25.12% 109
Q1: I have attended 3 or more semesters without a break in between.	44.65% 96	23.26% 50	2.33% 5	0.00% 0	29.77% 64	49.54% 215
Access to the internet						
	Very Satisfied	Satisfied	Dissatisfied	Very Dissatisfied	Not Applicable	Total
Q1: This is my first semester. I am a new student at Cerro Coso Community College.	36.70% 40	13.76% 15	0.00% 0	0.92% 1	48.62% 53	25.12% 109
Q1: This is my second semester.	43.12% 47	17.43% 19	1.83% 2	1.83% 2	35.78% 39	25.12% 109
Q1: I have attended 3 or more semesters without a break in between.	40.19% 86	24.77% 53	3.27% 7	0.93% 2	30.84% 66	49.31% 214

Q17 Please reflect back on becoming a student here at Cerro Coso Community College and indicate how helpful the following enrollment tools/steps were:

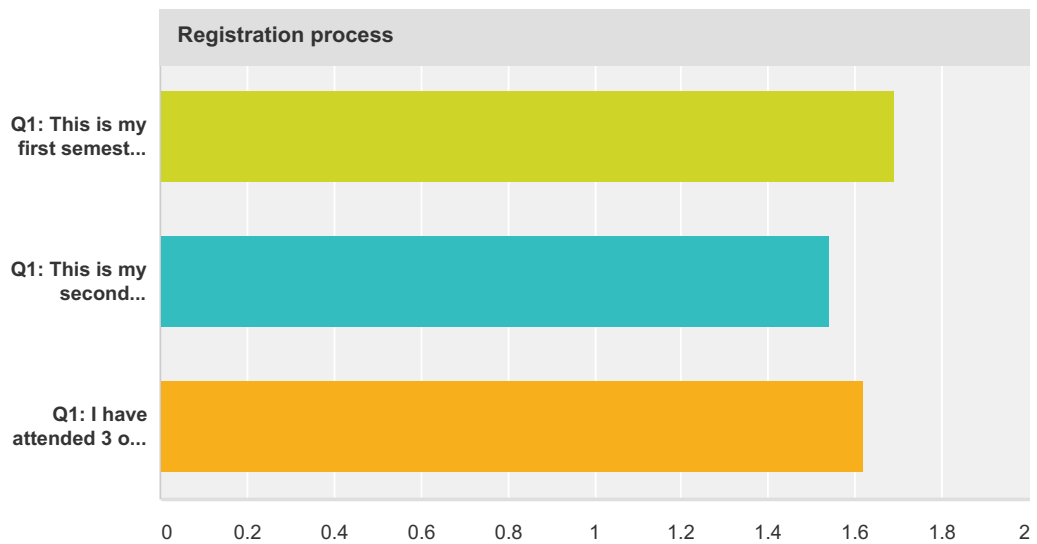
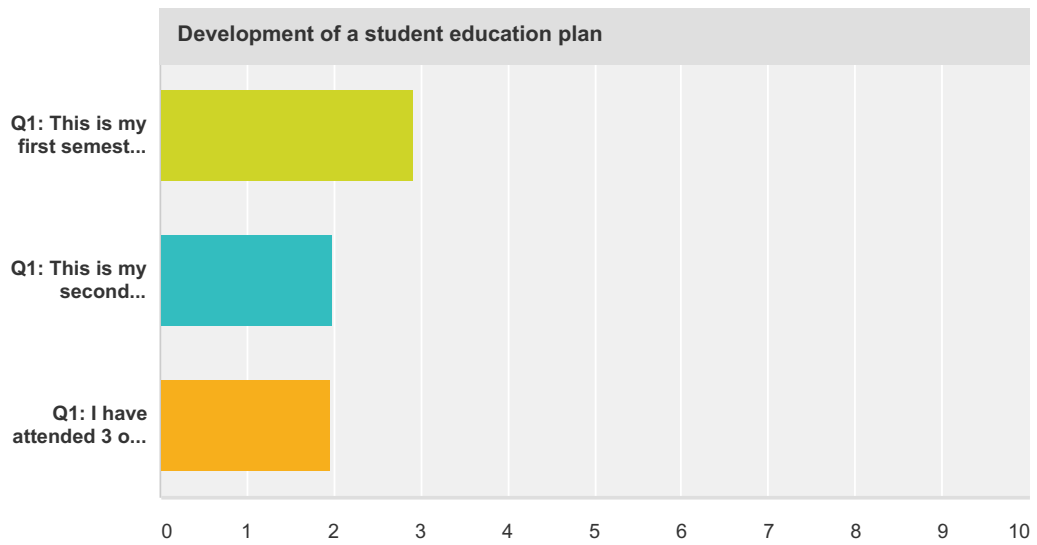
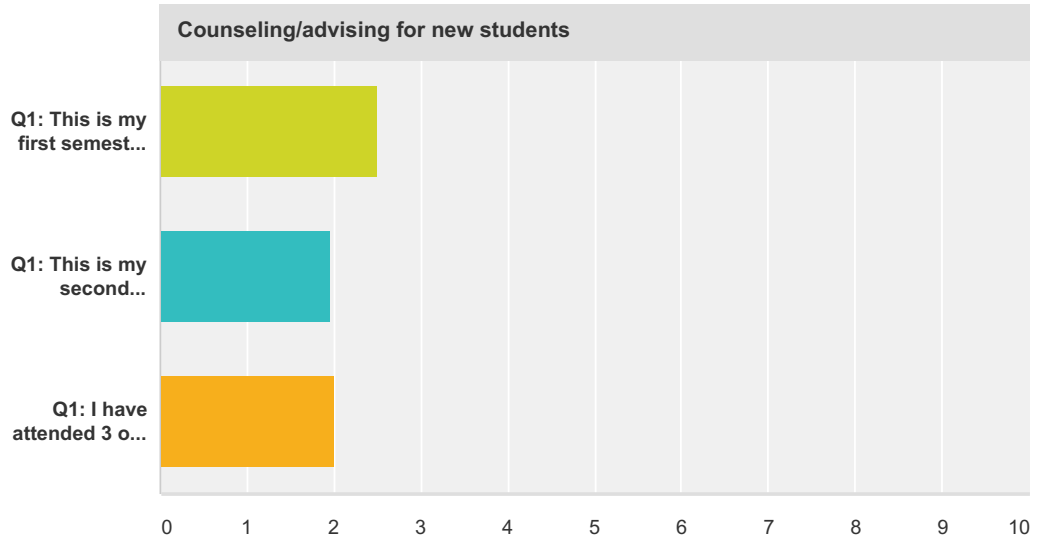
Answered: 434 Skipped: 0



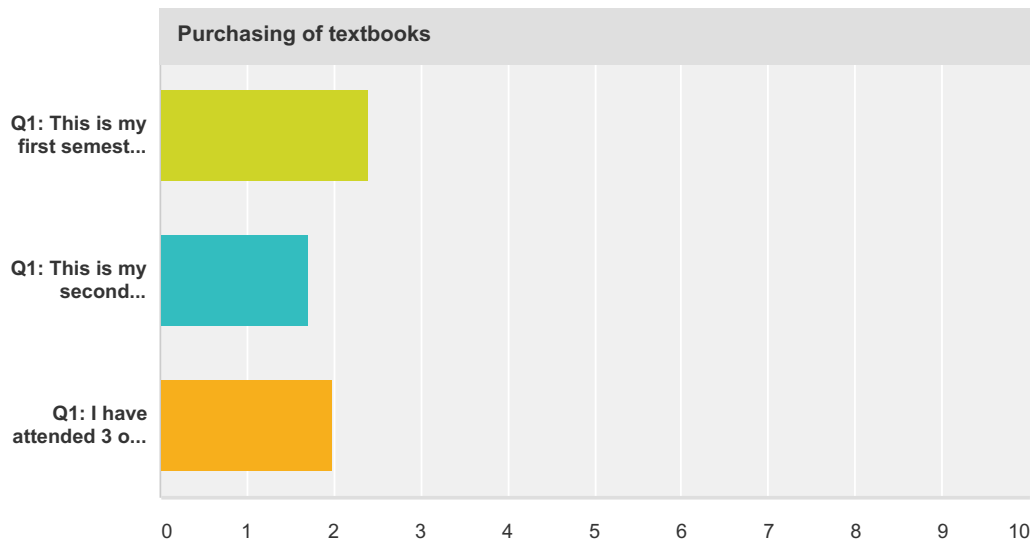
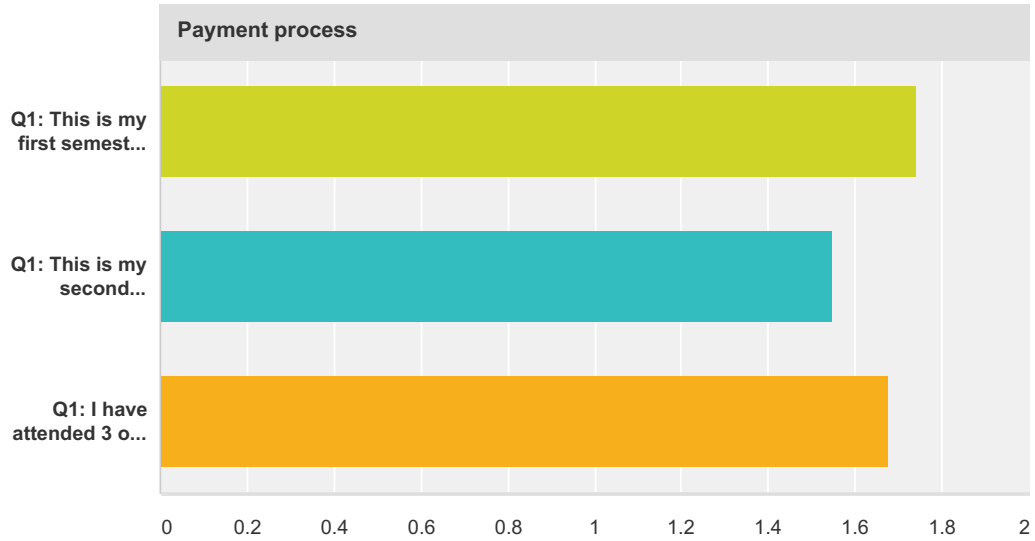
Spring 2015 Student Experience Survey



Spring 2015 Student Experience Survey



Spring 2015 Student Experience Survey



College application							
	Very Helpful	Somewhat Helpful	Not Very Helpful	Not At All Helpful	Did Not Participate	Was not aware of this enrollment service	Total
Q1: This is my first semester. I am a new student at Cerro Coso Community College.	62.04% 67	20.37% 22	1.85% 2	0.00% 0	12.04% 13	3.70% 4	24.88% 108
Q1: This is my second semester.	63.30% 69	23.85% 26	1.83% 2	0.92% 1	7.34% 8	2.75% 3	25.12% 109
Q1: I have attended 3 or more semesters without a break in between.	56.28% 121	22.79% 49	3.26% 7	1.40% 3	9.30% 20	6.98% 15	49.54% 215
Available information about programs/classes							
	Very Helpful	Somewhat Helpful	Not Very Helpful	Not At All Helpful	Did Not Participate	Was not aware of this enrollment service	Total
Q1: This is my first semester. I am a new student at Cerro Coso Community College.	66.06% 72	19.27% 21	2.75% 3	0.92% 1	7.34% 8	3.67% 4	25.12% 109
Q1: This is my second semester.	66.06% 72	25.69% 28	5.50% 6	0.92% 1	0.92% 1	0.92% 1	25.12% 109

Spring 2015 Student Experience Survey

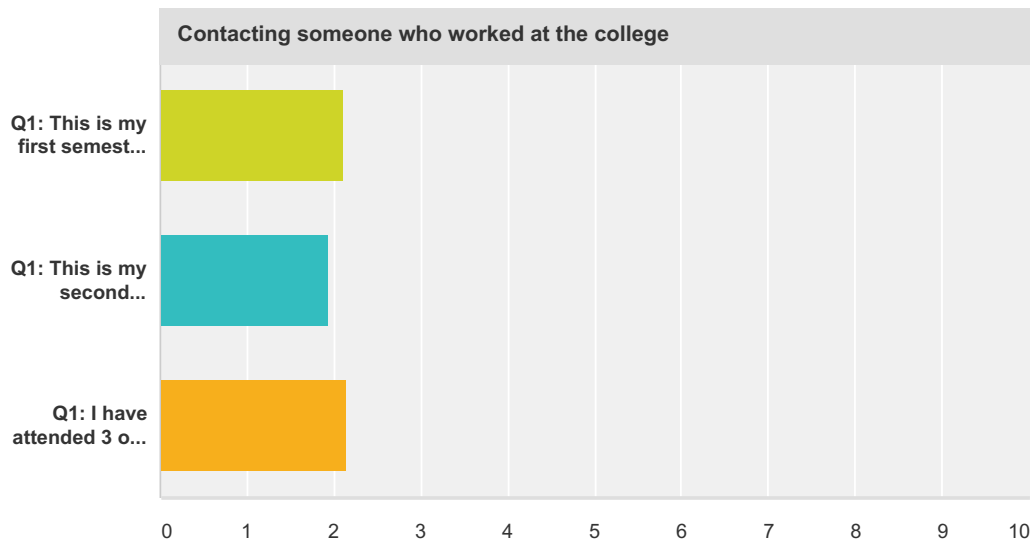
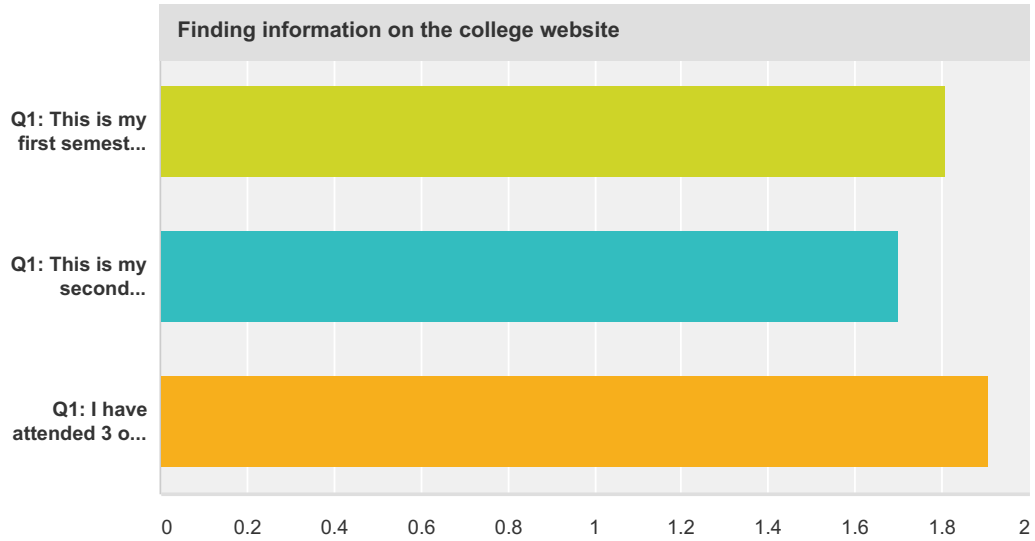
Q1: I have attended 3 or more semesters without a break in between.	58.14% 125	30.23% 65	3.72% 8	1.86% 4	5.58% 12	0.47% 1	49.54% 215
College catalog							
	Very Helpful	Somewhat Helpful	Not Very Helpful	Not At All Helpful	Did Not Participate	Was not aware of this enrollment service	Total
Q1: This is my first semester. I am a new student at Cerro Coso Community College.	55.96% 61	19.27% 21	6.42% 7	0.00% 0	10.09% 11	8.26% 9	25.12% 109
Q1: This is my second semester.	65.14% 71	20.18% 22	3.67% 4	0.92% 1	7.34% 8	2.75% 3	25.12% 109
Q1: I have attended 3 or more semesters without a break in between.	54.42% 117	30.23% 65	5.58% 12	2.33% 5	6.05% 13	1.40% 3	49.54% 215
Orientation							
	Very Helpful	Somewhat Helpful	Not Very Helpful	Not At All Helpful	Did Not Participate	Was not aware of this enrollment service	Total
Q1: This is my first semester. I am a new student at Cerro Coso Community College.	47.22% 51	17.59% 19	1.85% 2	1.85% 2	24.07% 26	7.41% 8	24.88% 108
Q1: This is my second semester.	55.96% 61	16.51% 18	4.59% 5	1.83% 2	19.27% 21	1.83% 2	25.12% 109
Q1: I have attended 3 or more semesters without a break in between.	46.05% 99	20.00% 43	10.23% 22	3.72% 8	18.14% 39	1.86% 4	49.54% 215
Assessment testing							
	Very Helpful	Somewhat Helpful	Not Very Helpful	Not At All Helpful	Did Not Participate	Was not aware of this enrollment service	Total
Q1: This is my first semester. I am a new student at Cerro Coso Community College.	42.31% 44	12.50% 13	2.88% 3	0.96% 1	31.73% 33	9.62% 10	23.96% 104
Q1: This is my second semester.	50.00% 54	20.37% 22	4.63% 5	2.78% 3	18.52% 20	3.70% 4	24.88% 108
Q1: I have attended 3 or more semesters without a break in between.	47.42% 101	20.66% 44	7.98% 17	5.16% 11	17.37% 37	1.41% 3	49.08% 213
Counseling/advising for new students							
	Very Helpful	Somewhat Helpful	Not Very Helpful	Not At All Helpful	Did Not Participate	Was not aware of this enrollment service	Total
Q1: This is my first semester. I am a new student at Cerro Coso Community College.	56.07% 60	9.35% 10	1.87% 2	1.87% 2	22.43% 24	8.41% 9	24.65% 107
Q1: This is my second semester.	60.55% 66	16.51% 18	5.50% 6	2.75% 3	11.93% 13	2.75% 3	25.12% 109
Q1: I have attended 3 or more semesters without a break in between.	58.88% 126	16.36% 35	6.54% 14	3.74% 8	12.62% 27	1.87% 4	49.31% 214
Development of a student education plan							
	Very Helpful	Somewhat Helpful	Not Very Helpful	Not At All Helpful	Did Not Participate	Was not aware of this enrollment service	Total
Q1: This is my first semester. I am a new student at Cerro Coso Community College.	45.37% 49	10.19% 11	1.85% 2	1.85% 2	30.56% 33	10.19% 11	24.88% 108
Q1: This is my second semester.	62.39% 68	13.76% 15	4.59% 5	2.75% 3	14.68% 16	1.83% 2	25.12% 109

Spring 2015 Student Experience Survey

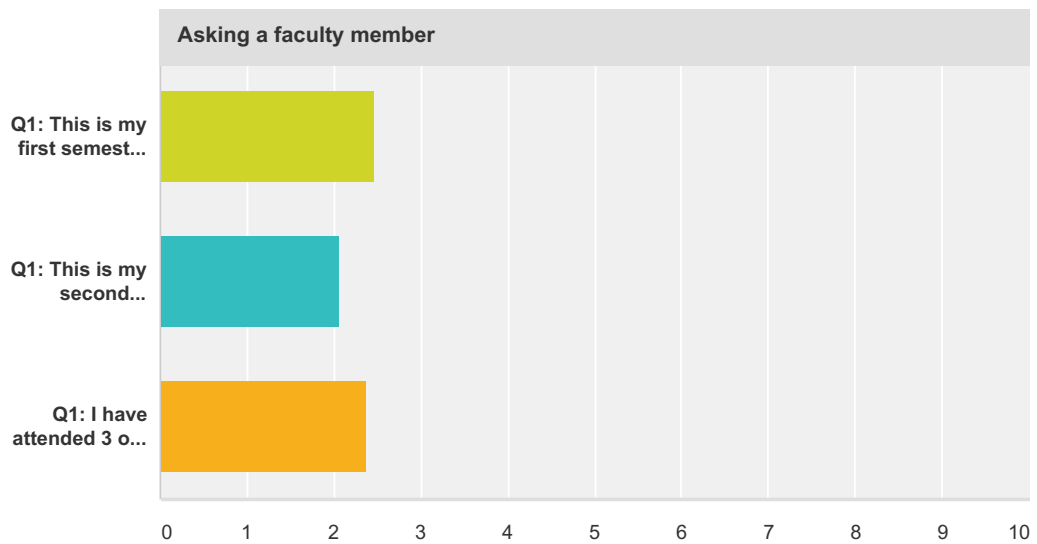
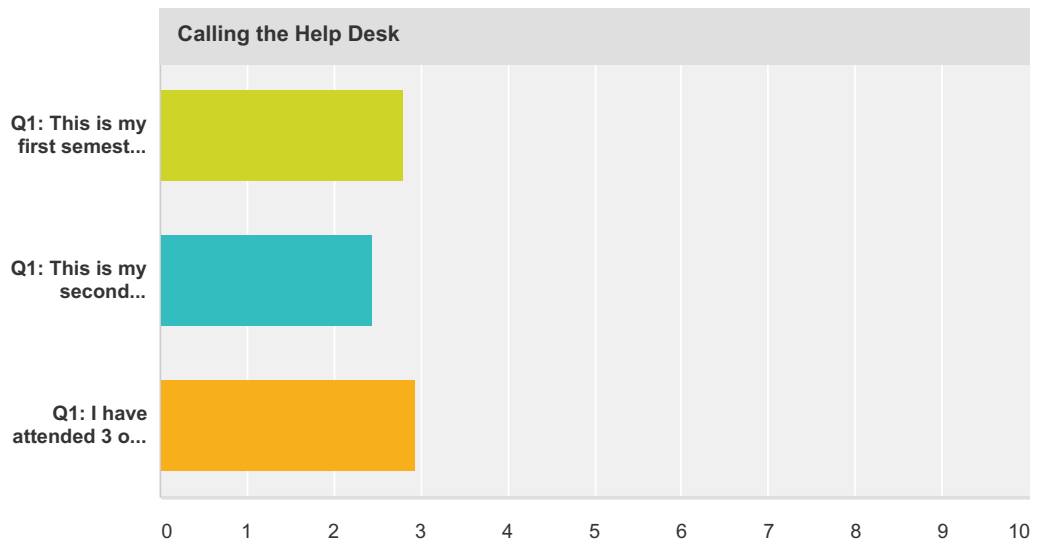
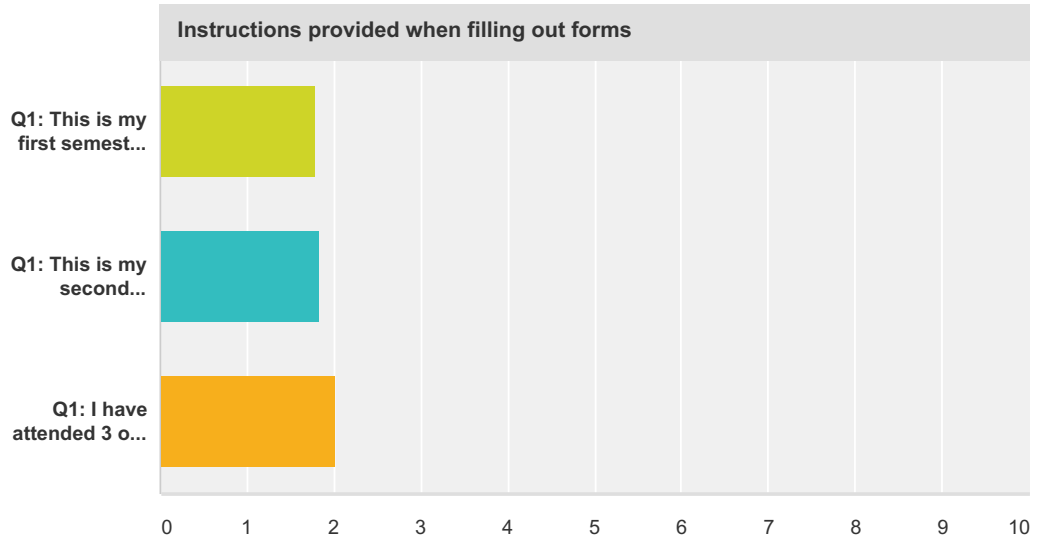
Q1: I have attended 3 or more semesters without a break in between.	60.65% 131	15.74% 34	6.48% 14	2.78% 6	12.04% 26	2.31% 5	49.77% 216
Registration process							
	Very Helpful	Somewhat Helpful	Not Very Helpful	Not At All Helpful	Did Not Participate	Was not aware of this enrollment service	Total
Q1: This is my first semester. I am a new student at Cerro Coso Community College.	69.44% 75	16.67% 18	3.70% 4	0.00% 0	6.48% 7	3.70% 4	24.88% 108
Q1: This is my second semester.	67.89% 74	22.94% 25	3.67% 4	0.92% 1	1.83% 2	2.75% 3	25.12% 109
Q1: I have attended 3 or more semesters without a break in between.	59.26% 128	30.09% 65	5.09% 11	1.85% 4	2.78% 6	0.93% 2	49.77% 216
Payment process							
	Very Helpful	Somewhat Helpful	Not Very Helpful	Not At All Helpful	Did Not Participate	Was not aware of this enrollment service	Total
Q1: This is my first semester. I am a new student at Cerro Coso Community College.	69.44% 75	15.74% 17	1.85% 2	0.93% 1	8.33% 9	3.70% 4	24.88% 108
Q1: This is my second semester.	66.06% 72	23.85% 26	4.59% 5	0.92% 1	3.67% 4	0.92% 1	25.12% 109
Q1: I have attended 3 or more semesters without a break in between.	58.33% 126	30.56% 66	2.78% 6	2.31% 5	5.56% 12	0.46% 1	49.77% 216
Purchasing of textbooks							
	Very Helpful	Somewhat Helpful	Not Very Helpful	Not At All Helpful	Did Not Participate	Was not aware of this enrollment service	Total
Q1: This is my first semester. I am a new student at Cerro Coso Community College.	51.85% 56	16.67% 18	4.63% 5	0.00% 0	20.37% 22	6.48% 7	24.88% 108
Q1: This is my second semester.	60.19% 65	22.22% 24	9.26% 10	3.70% 4	3.70% 4	0.93% 1	24.88% 108
Q1: I have attended 3 or more semesters without a break in between.	45.79% 98	29.44% 63	13.08% 28	4.21% 9	6.54% 14	0.93% 2	49.31% 214

Q18 Please rate the sources below for answering questions you had when completing these enrollment steps:

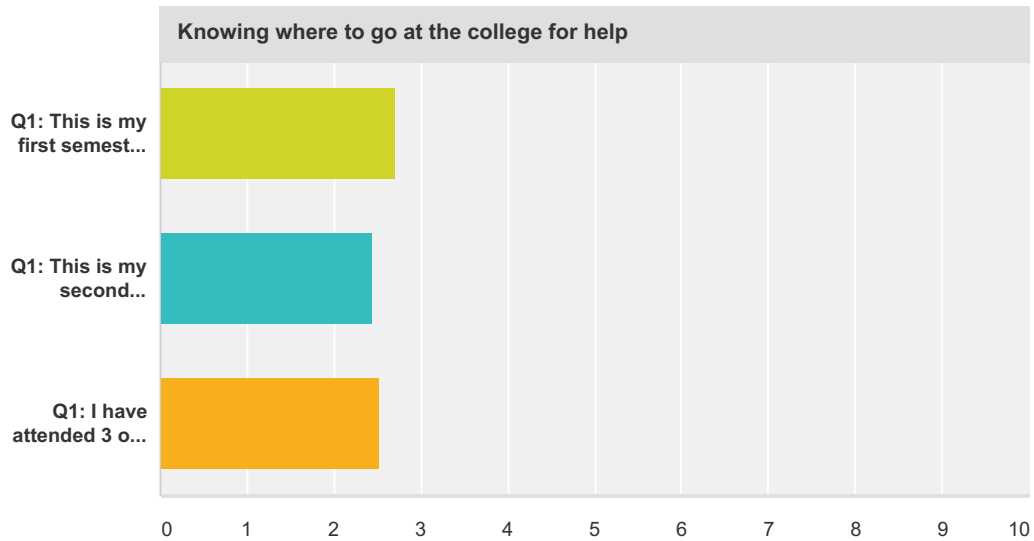
Answered: 434 Skipped: 0



Spring 2015 Student Experience Survey



Spring 2015 Student Experience Survey



Finding information on the college website							
	Very easy	Somewhat easy	Neutral	Somewhat difficult	Very difficult	N/A	Total
Q1: This is my first semester. I am a new student at Cerro Coso Community College.	59.63% 65	21.10% 23	11.01% 12	0.92% 1	1.83% 2	5.50% 6	25.12% 109
Q1: This is my second semester.	53.21% 58	30.28% 33	13.76% 15	0.00% 0	1.83% 2	0.92% 1	25.12% 109
Q1: I have attended 3 or more semesters without a break in between.	46.76% 101	32.87% 71	10.19% 22	5.56% 12	1.85% 4	2.78% 6	49.77% 216
Contacting someone who worked at the college							
	Very easy	Somewhat easy	Neutral	Somewhat difficult	Very difficult	N/A	Total
Q1: This is my first semester. I am a new student at Cerro Coso Community College.	58.72% 64	17.43% 19	5.50% 6	3.67% 4	2.75% 3	11.93% 13	25.12% 109
Q1: This is my second semester.	59.63% 65	18.35% 20	9.17% 10	1.83% 2	2.75% 3	8.26% 9	25.12% 109
Q1: I have attended 3 or more semesters without a break in between.	46.76% 101	26.39% 57	9.72% 21	6.02% 13	3.24% 7	7.87% 17	49.77% 216
Instructions provided when filling out forms							
	Very easy	Somewhat easy	Neutral	Somewhat difficult	Very difficult	N/A	Total
Q1: This is my first semester. I am a new student at Cerro Coso Community College.	65.14% 71	15.60% 17	9.17% 10	2.75% 3	0.00% 0	7.34% 8	25.12% 109
Q1: This is my second semester.	55.05% 60	23.85% 26	13.76% 15	1.83% 2	0.92% 1	4.59% 5	25.12% 109
Q1: I have attended 3 or more semesters without a break in between.	47.22% 102	30.09% 65	10.65% 23	3.70% 8	1.85% 4	6.48% 14	49.77% 216
Calling the Help Desk							
	Very easy	Somewhat easy	Neutral	Somewhat difficult	Very difficult	N/A	Total
Q1: This is my first semester. I am a new student at Cerro Coso Community College.	46.79% 51	17.43% 19	4.59% 5	0.92% 1	0.92% 1	29.36% 32	25.12% 109

Spring 2015 Student Experience Survey

Q1: This is my second semester.	52.29% 57	11.01% 12	15.60% 17	0.92% 1	0.92% 1	19.27% 21	25.12% 109
Q1: I have attended 3 or more semesters without a break in between.	42.59% 92	13.43% 29	10.19% 22	3.24% 7	2.78% 6	27.78% 60	49.77% 216

Asking a faculty member

	Very easy	Somewhat easy	Neutral	Somewhat difficult	Very difficult	N/A	Total
Q1: This is my first semester. I am a new student at Cerro Coso Community College.	56.88% 62	11.93% 13	6.42% 7	0.92% 1	0.92% 1	22.94% 25	25.12% 109
Q1: This is my second semester.	57.80% 63	15.60% 17	11.93% 13	2.75% 3	1.83% 2	10.09% 11	25.12% 109
Q1: I have attended 3 or more semesters without a break in between.	50.00% 108	19.91% 43	8.80% 19	0.93% 2	3.70% 8	16.67% 36	49.77% 216

Knowing where to go at the college for help

	Very easy	Somewhat easy	Neutral	Somewhat difficult	Very difficult	N/A	Total
Q1: This is my first semester. I am a new student at Cerro Coso Community College.	44.04% 48	16.51% 18	11.93% 13	2.75% 3	0.00% 0	24.77% 27	25.12% 109
Q1: This is my second semester.	48.62% 53	17.43% 19	11.01% 12	3.67% 4	1.83% 2	17.43% 19	25.12% 109
Q1: I have attended 3 or more semesters without a break in between.	45.37% 98	18.06% 39	12.04% 26	4.63% 10	3.24% 7	16.67% 36	49.77% 216

Spring 2015 Student Experience Survey

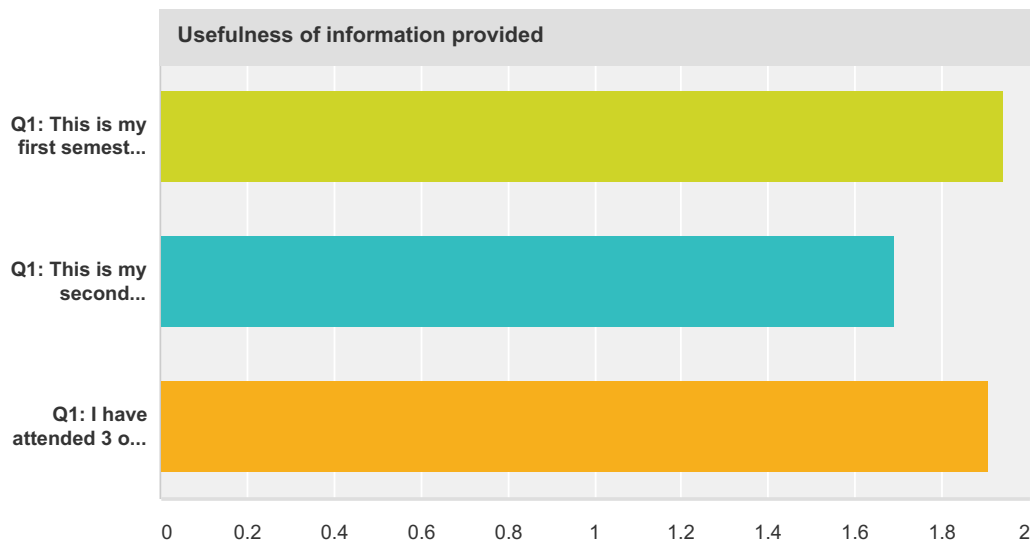
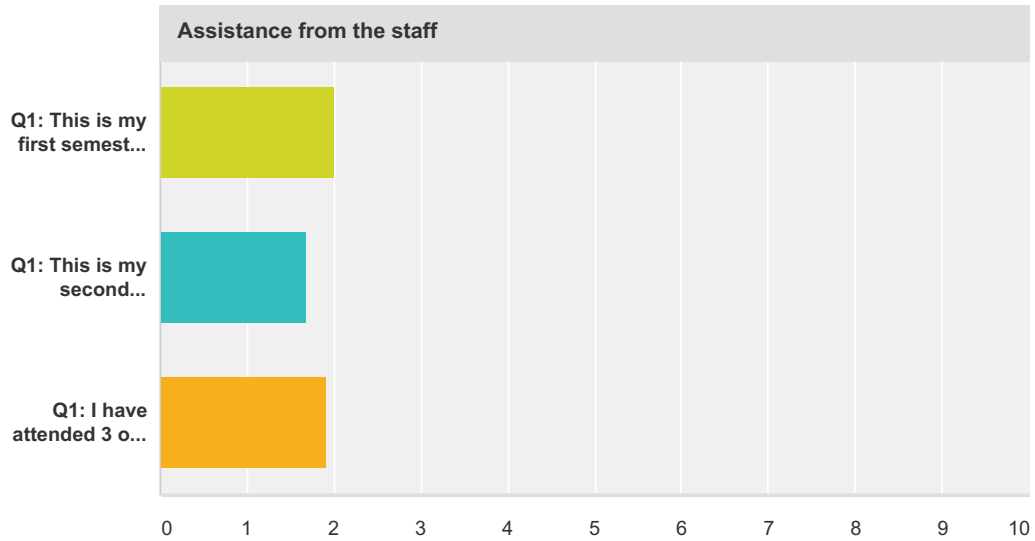
Q19 How can we make information about completing college processes easier to find and use?

Answered: 434 Skipped: 0

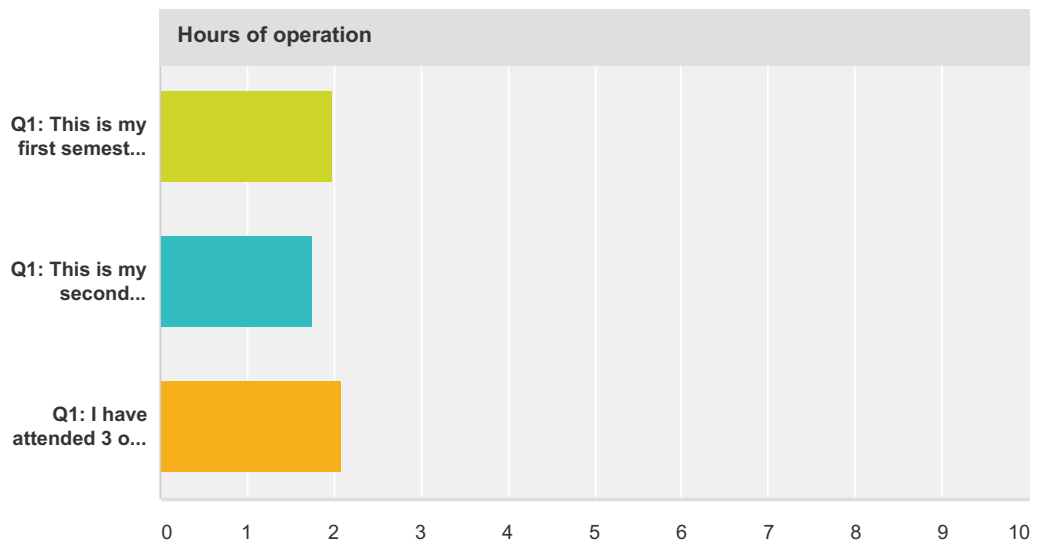
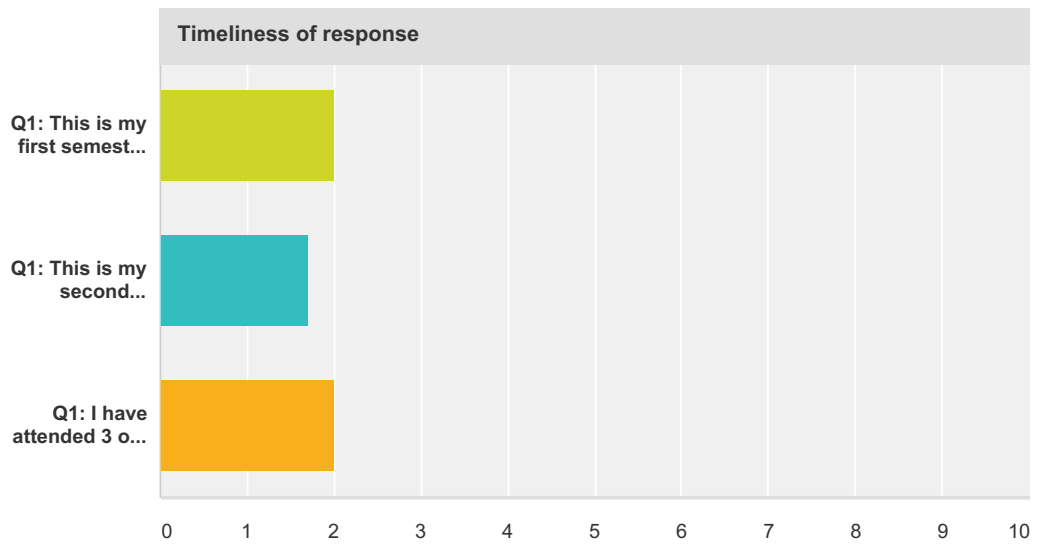
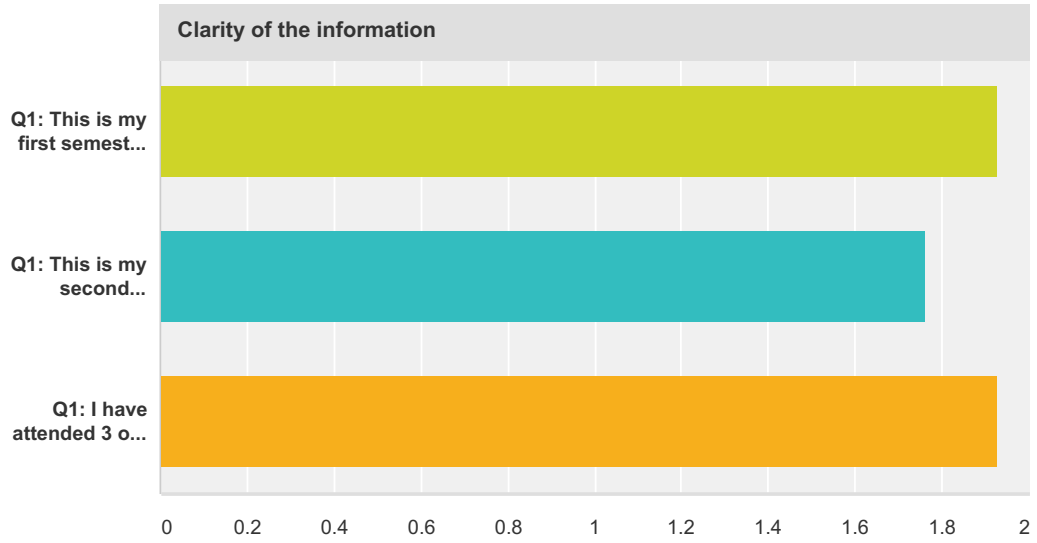
	How can we make information about completing college processes easier to find and use?	Total
Q1: This is my first semester. I am a new student at Cerro Coso Community College.	100.00% 109	25.12% 109
Q1: This is my second semester.	100.00% 109	25.12% 109
Q1: I have attended 3 or more semesters without a break in between.	100.00% 216	49.77% 216
Total Respondents	434	434

Q20 Reflecting on your interactions with Admissions & Records at Cerro Coso Community College, please select the answer below that best describes your satisfaction with the following:

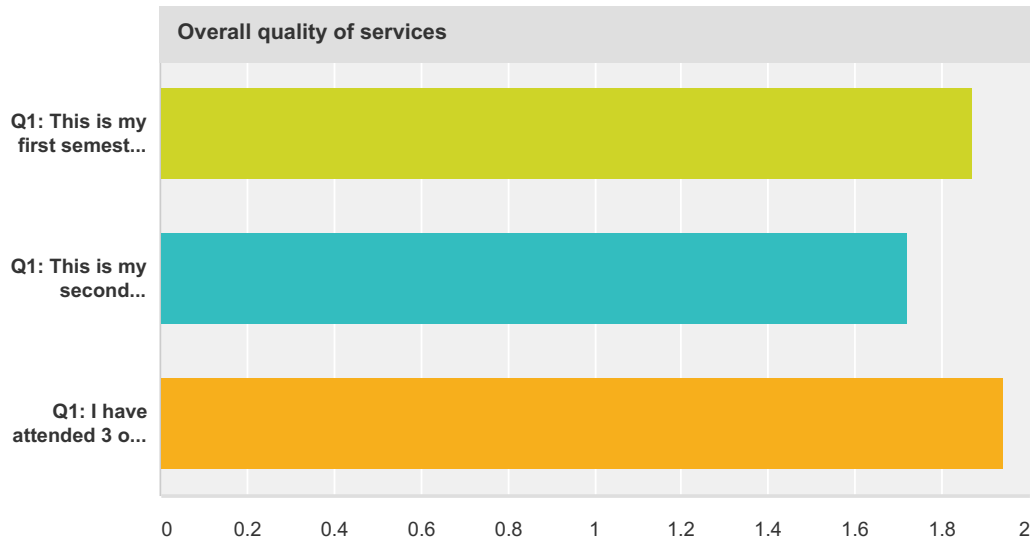
Answered: 434 Skipped: 0



Spring 2015 Student Experience Survey



Spring 2015 Student Experience Survey



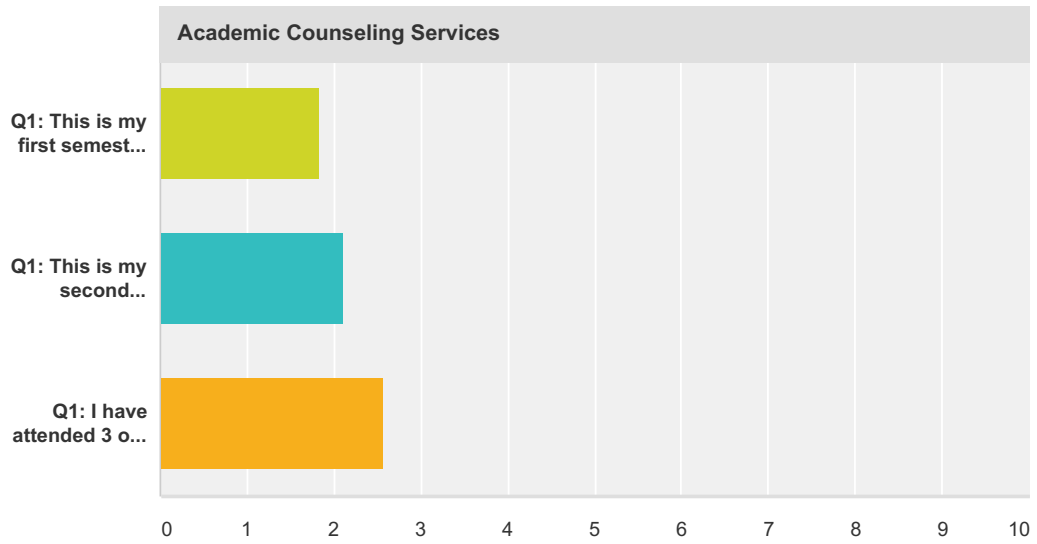
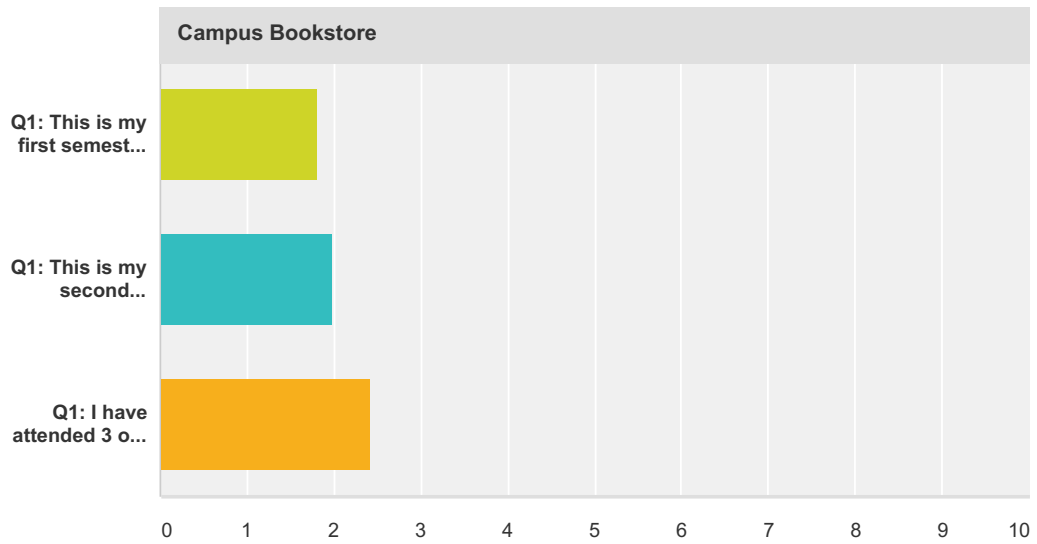
Assistance from the staff						
	Very Satisfied	Satisfied	Dissatisfied	Very Dissatisfied	Don't Know - N/A	Total
Q1: This is my first semester. I am a new student at Cerro Coso Community College.	59.63% 65	17.43% 19	3.67% 4	0.92% 1	18.35% 20	25.12% 109
Q1: This is my second semester.	63.30% 69	24.77% 27	0.92% 1	0.92% 1	10.09% 11	25.12% 109
Q1: I have attended 3 or more semesters without a break in between.	56.94% 123	23.61% 51	4.17% 9	0.93% 2	14.35% 31	49.77% 216
Usefulness of information provided						
	Very Satisfied	Satisfied	Dissatisfied	Very Dissatisfied	Don't Know - N/A	Total
Q1: This is my first semester. I am a new student at Cerro Coso Community College.	61.47% 67	19.27% 21	0.92% 1	0.92% 1	17.43% 19	25.12% 109
Q1: This is my second semester.	57.80% 63	31.19% 34	2.75% 3	0.92% 1	7.34% 8	25.12% 109
Q1: I have attended 3 or more semesters without a break in between.	54.17% 117	27.78% 60	4.17% 9	0.93% 2	12.96% 28	49.77% 216
Clarity of the information						
	Very Satisfied	Satisfied	Dissatisfied	Very Dissatisfied	Don't Know - N/A	Total
Q1: This is my first semester. I am a new student at Cerro Coso Community College.	60.55% 66	20.18% 22	1.83% 2	0.92% 1	16.51% 18	25.12% 109
Q1: This is my second semester.	57.80% 63	28.44% 31	1.83% 2	3.67% 4	8.26% 9	25.12% 109
Q1: I have attended 3 or more semesters without a break in between.	50.93% 109	29.91% 64	6.07% 13	0.93% 2	12.15% 26	49.31% 214
Timeliness of response						
	Very Satisfied	Satisfied	Dissatisfied	Very Dissatisfied	Don't Know - N/A	Total
Q1: This is my first semester. I am a new student at Cerro Coso Community College.	56.88% 62	22.02% 24	0.92% 1	3.67% 4	16.51% 18	25.12% 109

Spring 2015 Student Experience Survey

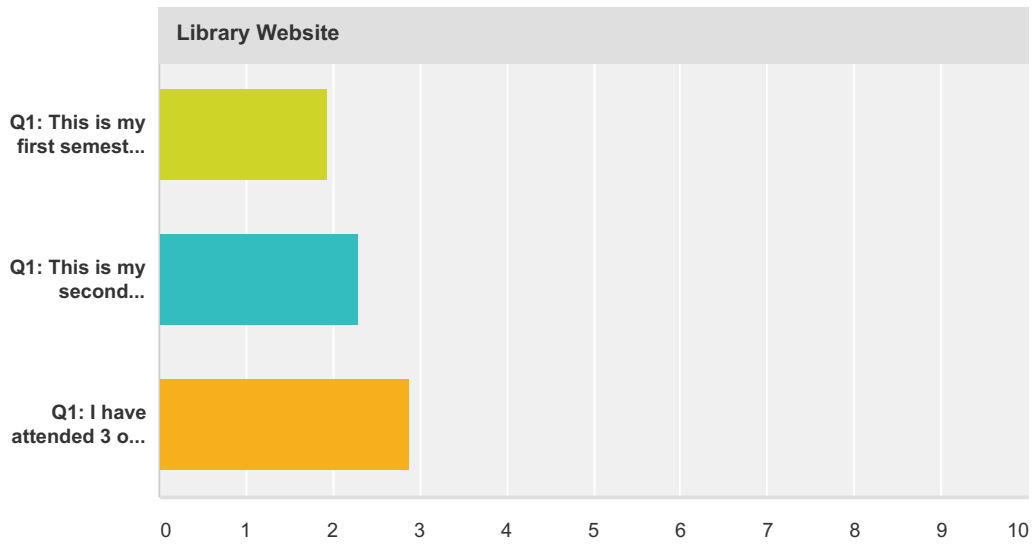
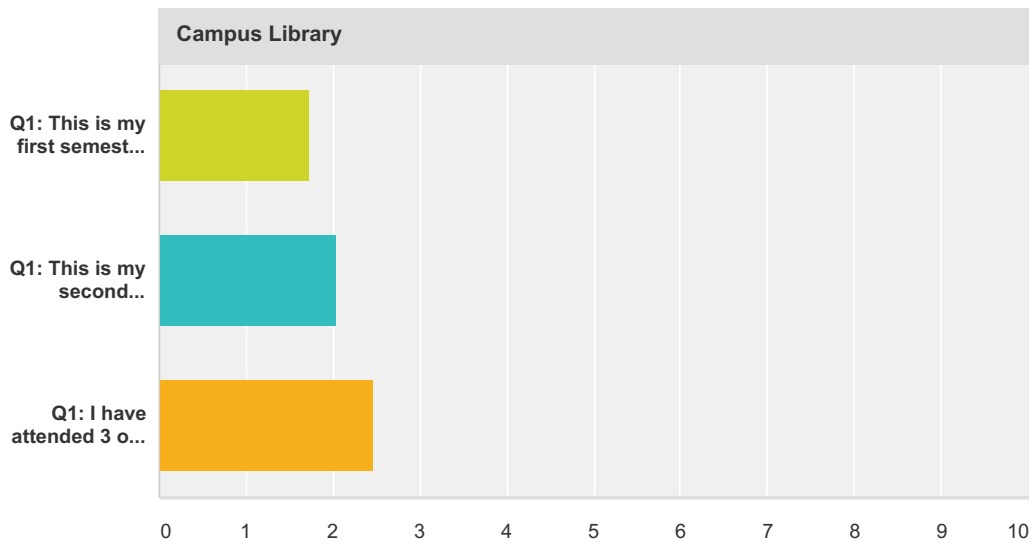
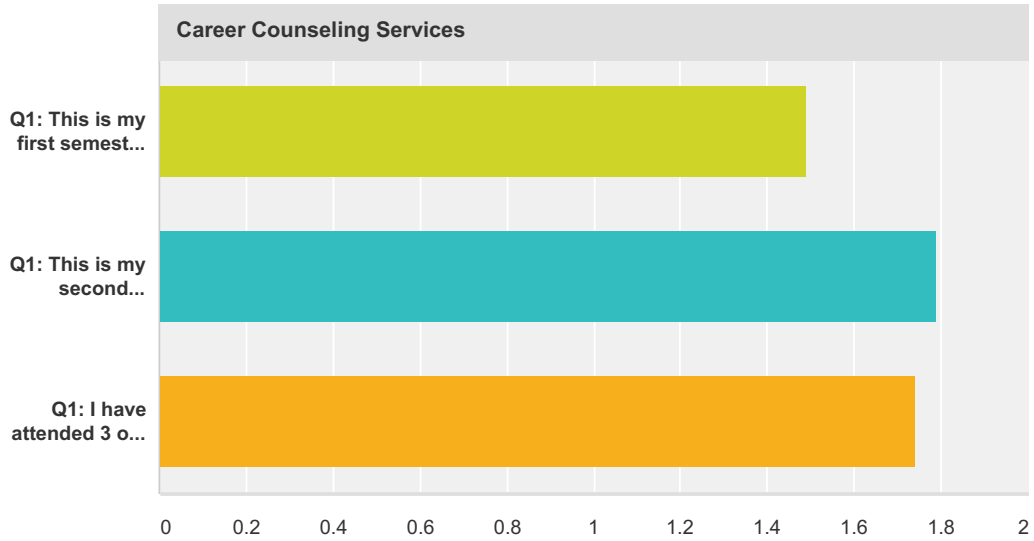
Q1: This is my second semester.	61.11% 66	25.00% 27	2.78% 3	2.78% 3	8.33% 9	24.88% 108
Q1: I have attended 3 or more semesters without a break in between.	48.37% 104	31.16% 67	5.58% 12	1.40% 3	13.49% 29	49.54% 215
Hours of operation						
	Very Satisfied	Satisfied	Dissatisfied	Very Dissatisfied	Don't Know - N/A	Total
Q1: This is my first semester. I am a new student at Cerro Coso Community College.	55.05% 60	24.77% 27	2.75% 3	0.92% 1	16.51% 18	25.12% 109
Q1: This is my second semester.	53.21% 58	33.03% 36	5.50% 6	0.92% 1	7.34% 8	25.12% 109
Q1: I have attended 3 or more semesters without a break in between.	42.06% 90	35.51% 76	7.48% 16	0.93% 2	14.02% 30	49.31% 214
Overall quality of services						
	Very Satisfied	Satisfied	Dissatisfied	Very Dissatisfied	Don't Know - N/A	Total
Q1: This is my first semester. I am a new student at Cerro Coso Community College.	62.96% 68	19.44% 21	0.93% 1	0.93% 1	15.74% 17	24.88% 108
Q1: This is my second semester.	58.33% 63	29.63% 32	1.85% 2	1.85% 2	8.33% 9	24.88% 108
Q1: I have attended 3 or more semesters without a break in between.	50.70% 109	30.23% 65	5.58% 12	1.40% 3	12.09% 26	49.54% 215

Q21 How often have you used the following services?

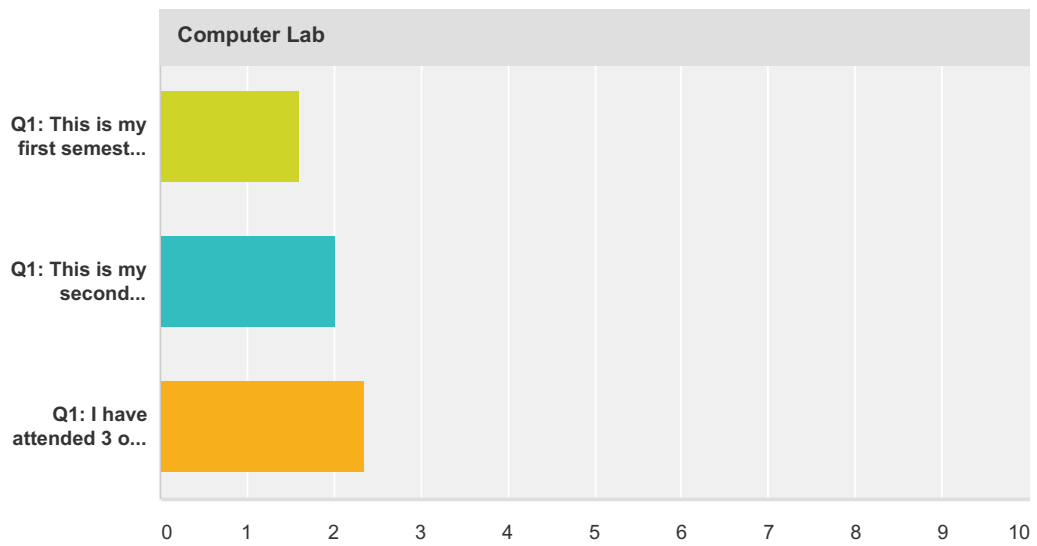
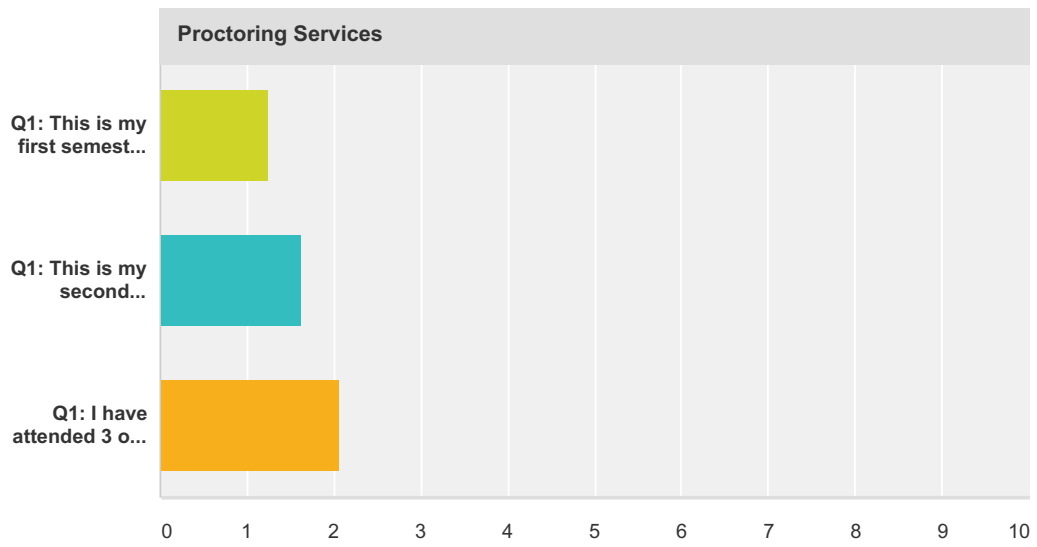
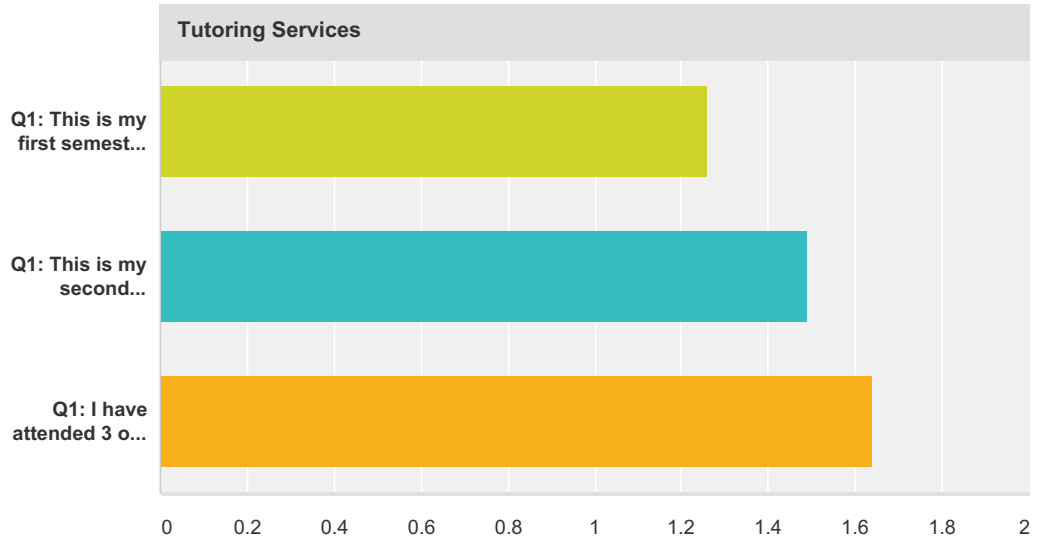
Answered: 434 Skipped: 0



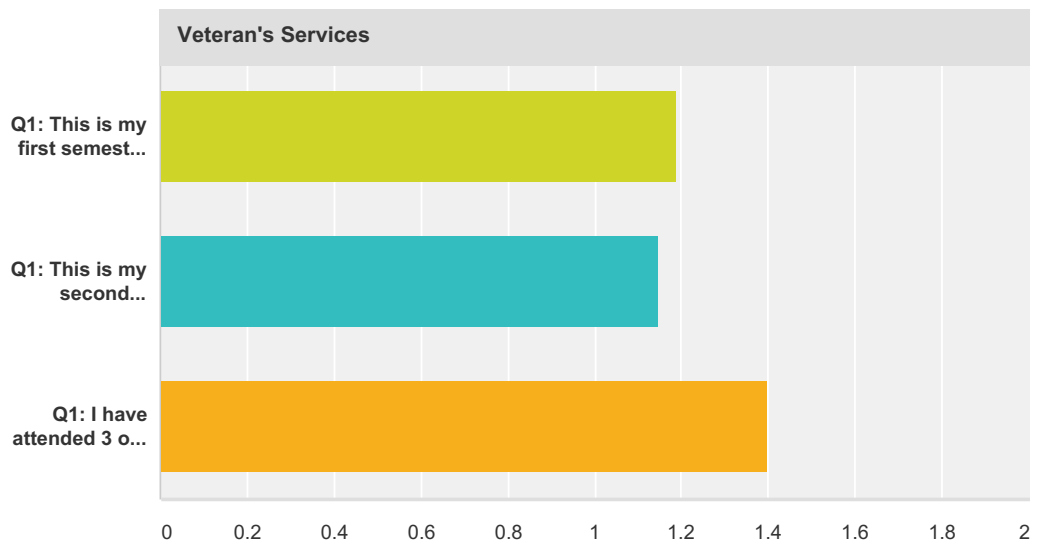
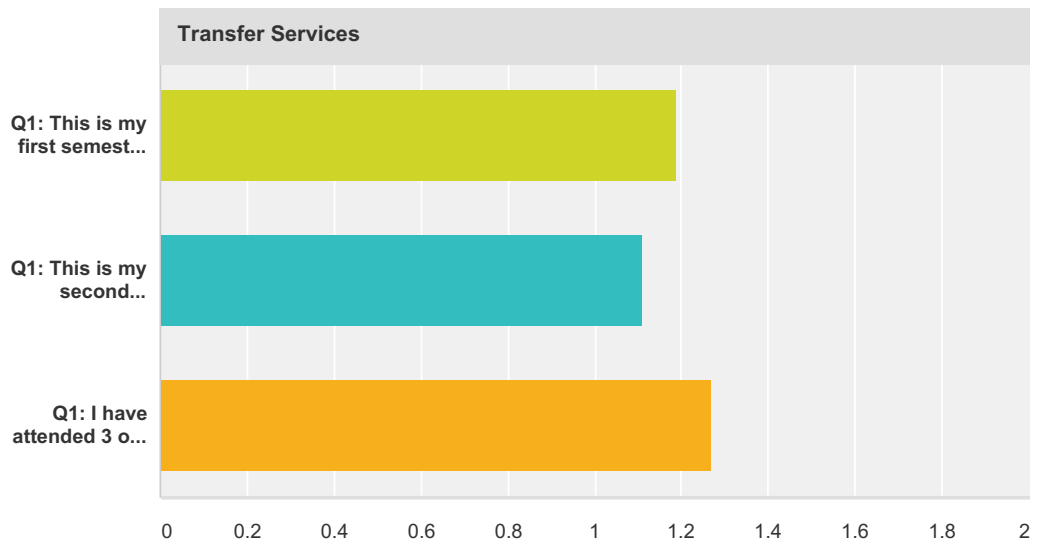
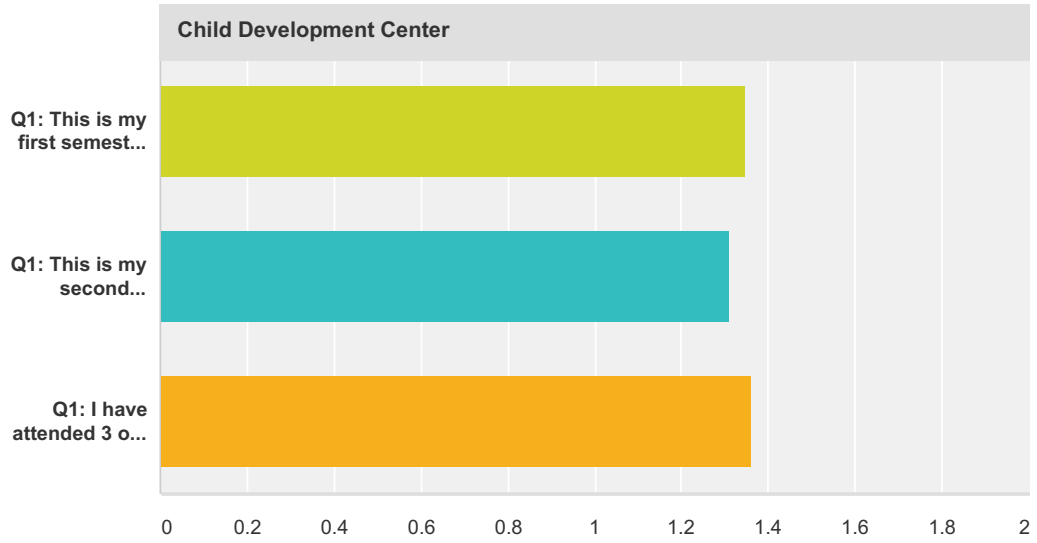
Spring 2015 Student Experience Survey



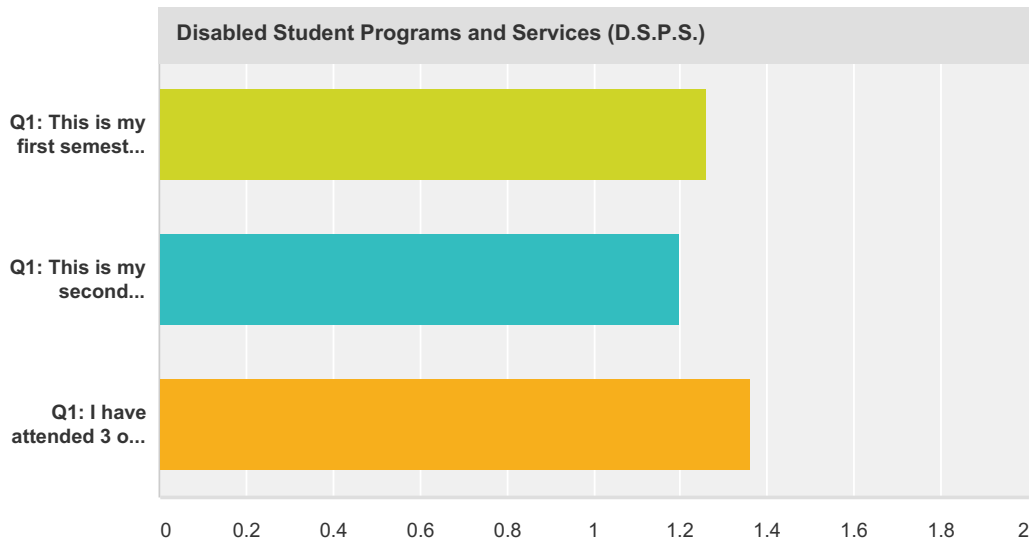
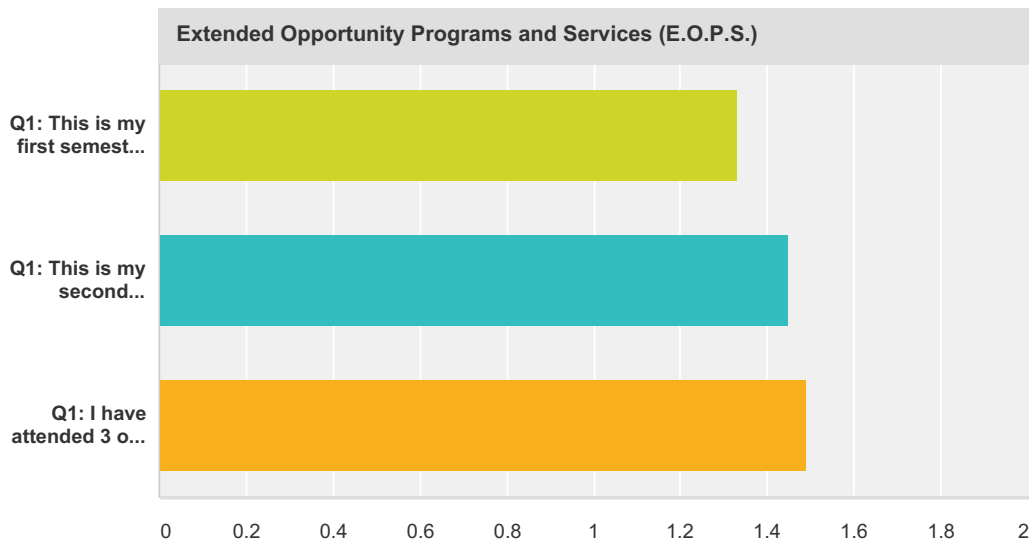
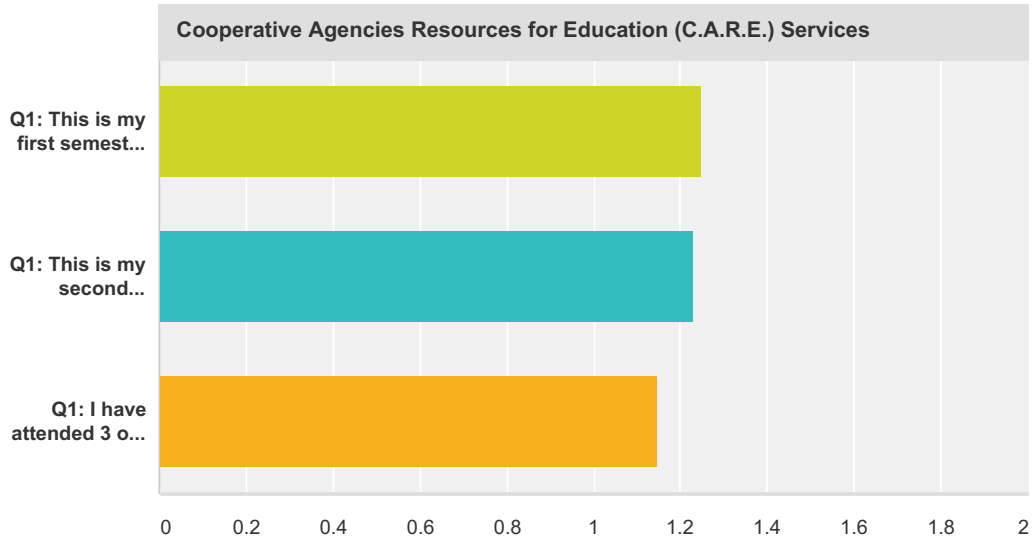
Spring 2015 Student Experience Survey



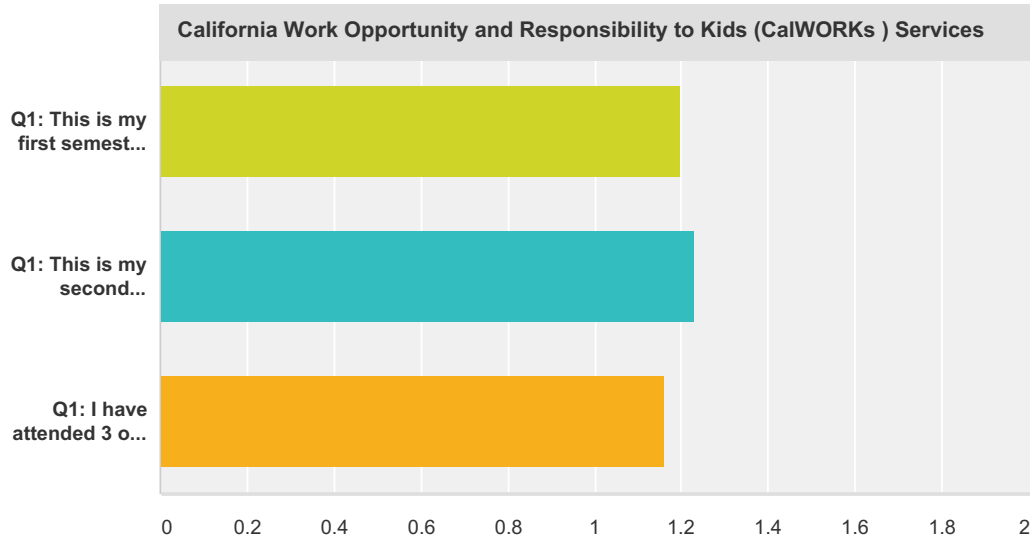
Spring 2015 Student Experience Survey



Spring 2015 Student Experience Survey



Spring 2015 Student Experience Survey



Campus Bookstore						
	0 Never	1-2 Times	3-5 Times	6+ Times	Service not available at my campus	Total
Q1: This is my first semester. I am a new student at Cerro Coso Community College.	49.07% 53	34.26% 37	7.41% 8	3.70% 4	5.56% 6	24.88% 108
Q1: This is my second semester.	39.45% 43	33.94% 37	16.51% 18	8.26% 9	1.83% 2	25.12% 109
Q1: I have attended 3 or more semesters without a break in between.	28.24% 61	27.78% 60	19.44% 42	23.15% 50	1.39% 3	49.77% 216
Academic Counseling Services						
	0 Never	1-2 Times	3-5 Times	6+ Times	Service not available at my campus	Total
Q1: This is my first semester. I am a new student at Cerro Coso Community College.	45.37% 49	39.81% 43	4.63% 5	6.48% 7	3.70% 4	24.88% 108
Q1: This is my second semester.	38.89% 42	29.63% 32	13.89% 15	16.67% 18	0.93% 1	24.88% 108
Q1: I have attended 3 or more semesters without a break in between.	22.33% 48	23.26% 50	29.30% 63	25.12% 54	0.00% 0	49.54% 215
Career Counseling Services						
	0 Never	1-2 Times	3-5 Times	6+ Times	Service not available at my campus	Total
Q1: This is my first semester. I am a new student at Cerro Coso Community College.	67.59% 73	25.00% 27	2.78% 3	0.00% 0	4.63% 5	24.88% 108
Q1: This is my second semester.	55.56% 60	22.22% 24	12.96% 14	6.48% 7	2.78% 3	24.88% 108
Q1: I have attended 3 or more semesters without a break in between.	63.55% 136	14.49% 31	8.88% 19	10.28% 22	2.80% 6	49.31% 214
Campus Library						
	0 Never	1-2 Times	3-5 Times	6+ Times	Service not available at my campus	Total
Q1: This is my first semester. I am a new student at Cerro Coso Community College.	65.74% 71	13.89% 15	5.56% 6	10.19% 11	4.63% 5	24.88% 108

Spring 2015 Student Experience Survey

Q1: This is my second semester.	53.70% 58	14.81% 16	7.41% 8	21.30% 23	2.78% 3	24.88% 108
Q1: I have attended 3 or more semesters without a break in between.	40.00% 86	13.02% 28	12.56% 27	30.23% 65	4.19% 9	49.54% 215
Library Website						
	0 Never	1-2 Times	3-5 Times	6+ Times	Service not available at my campus	Total
Q1: This is my first semester. I am a new student at Cerro Coso Community College.	50.93% 55	24.07% 26	8.33% 9	13.89% 15	2.78% 3	24.88% 108
Q1: This is my second semester.	36.11% 39	25.00% 27	12.96% 14	25.00% 27	0.93% 1	24.88% 108
Q1: I have attended 3 or more semesters without a break in between.	22.43% 48	14.49% 31	15.89% 34	46.73% 100	0.47% 1	49.31% 214
Tutoring Services						
	0 Never	1-2 Times	3-5 Times	6+ Times	Service not available at my campus	Total
Q1: This is my first semester. I am a new student at Cerro Coso Community College.	87.04% 94	6.48% 7	2.78% 3	0.93% 1	2.78% 3	24.88% 108
Q1: This is my second semester.	77.78% 84	7.41% 8	3.70% 4	10.19% 11	0.93% 1	24.88% 108
Q1: I have attended 3 or more semesters without a break in between.	65.89% 141	15.89% 34	7.48% 16	9.81% 21	0.93% 2	49.31% 214
Proctoring Services						
	0 Never	1-2 Times	3-5 Times	6+ Times	Service not available at my campus	Total
Q1: This is my first semester. I am a new student at Cerro Coso Community College.	83.33% 90	12.96% 14	0.93% 1	0.00% 0	2.78% 3	24.88% 108
Q1: This is my second semester.	58.72% 64	30.28% 33	2.75% 3	6.42% 7	1.83% 2	25.12% 109
Q1: I have attended 3 or more semesters without a break in between.	44.44% 96	24.07% 52	13.43% 29	17.13% 37	0.93% 2	49.77% 216
Computer Lab						
	0 Never	1-2 Times	3-5 Times	6+ Times	Service not available at my campus	Total
Q1: This is my first semester. I am a new student at Cerro Coso Community College.	72.22% 78	11.11% 12	3.70% 4	10.19% 11	2.78% 3	24.88% 108
Q1: This is my second semester.	57.01% 61	11.21% 12	5.61% 6	24.30% 26	1.87% 2	24.65% 107
Q1: I have attended 3 or more semesters without a break in between.	42.99% 92	12.62% 27	12.15% 26	30.84% 66	1.40% 3	49.31% 214
Child Development Center						
	0 Never	1-2 Times	3-5 Times	6+ Times	Service not available at my campus	Total
Q1: This is my first semester. I am a new student at Cerro Coso Community College.	87.04% 94	3.70% 4	0.93% 1	3.70% 4	4.63% 5	24.88% 108
Q1: This is my second semester.	90.74% 98	0.93% 1	0.00% 0	3.70% 4	4.63% 5	24.88% 108

Spring 2015 Student Experience Survey

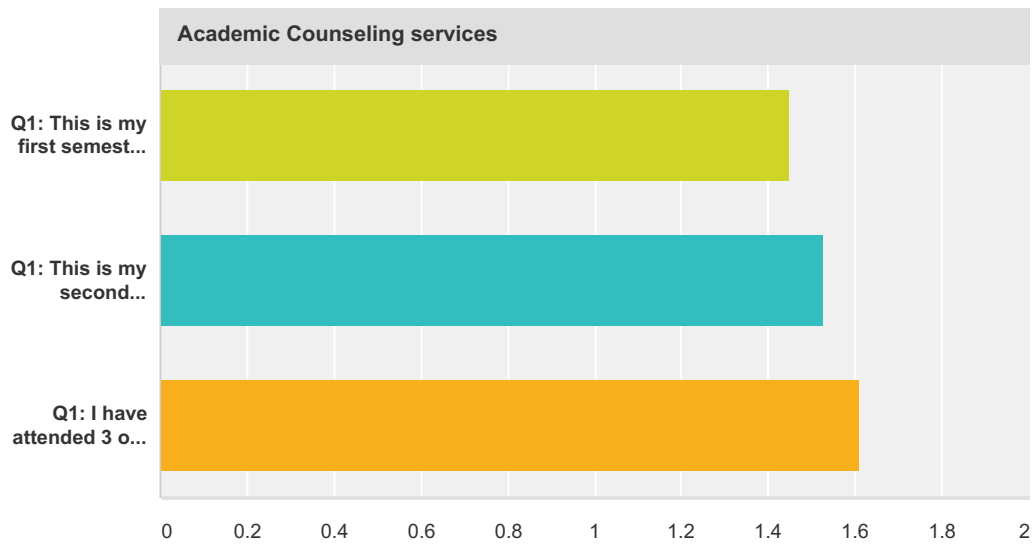
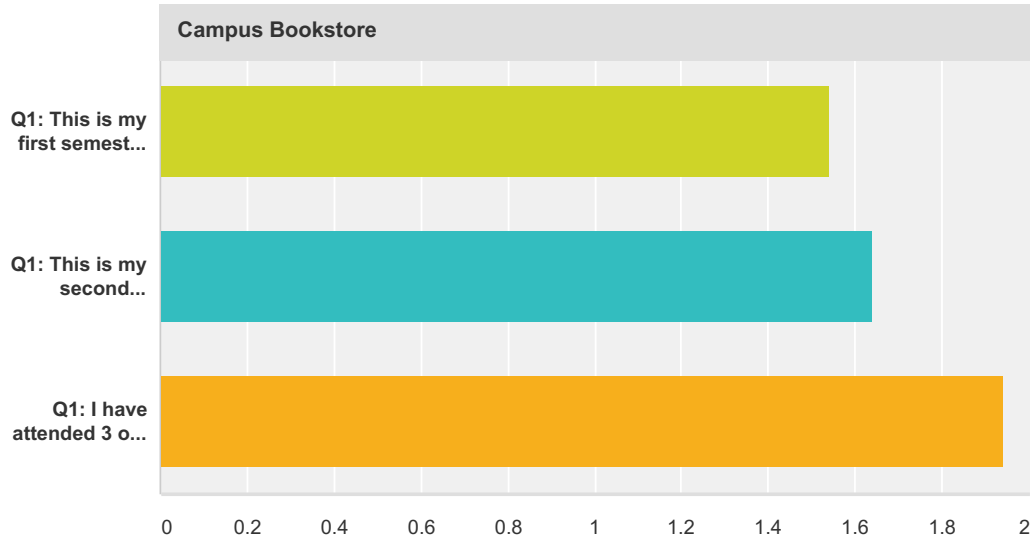
Q1: I have attended 3 or more semesters without a break in between.	88.26% 188	2.82% 6	0.00% 0	2.82% 6	6.10% 13	49.08% 213
Transfer Services						
	0 Never	1-2 Times	3-5 Times	6+ Times	Service not available at my campus	Total
Q1: This is my first semester. I am a new student at Cerro Coso Community College.	93.52% 101	1.85% 2	0.93% 1	0.00% 0	3.70% 4	24.88% 108
Q1: This is my second semester.	92.66% 101	5.50% 6	0.92% 1	0.00% 0	0.92% 1	25.12% 109
Q1: I have attended 3 or more semesters without a break in between.	83.26% 179	12.56% 27	0.47% 1	1.40% 3	2.33% 5	49.54% 215
Veteran's Services						
	0 Never	1-2 Times	3-5 Times	6+ Times	Service not available at my campus	Total
Q1: This is my first semester. I am a new student at Cerro Coso Community College.	93.52% 101	1.85% 2	0.93% 1	0.00% 0	3.70% 4	24.88% 108
Q1: This is my second semester.	93.46% 100	1.87% 2	1.87% 2	1.87% 2	0.93% 1	24.65% 107
Q1: I have attended 3 or more semesters without a break in between.	85.45% 182	2.82% 6	1.88% 4	6.10% 13	3.76% 8	49.08% 213
Cooperative Agencies Resources for Education (C.A.R.E.) Services						
	0 Never	1-2 Times	3-5 Times	6+ Times	Service not available at my campus	Total
Q1: This is my first semester. I am a new student at Cerro Coso Community College.	88.89% 96	5.56% 6	0.93% 1	0.93% 1	3.70% 4	24.88% 108
Q1: This is my second semester.	88.99% 97	4.59% 5	2.75% 3	1.83% 2	1.83% 2	25.12% 109
Q1: I have attended 3 or more semesters without a break in between.	95.31% 203	0.00% 0	0.47% 1	2.35% 5	1.88% 4	49.08% 213
Extended Opportunity Programs and Services (E.O.P.S.)						
	0 Never	1-2 Times	3-5 Times	6+ Times	Service not available at my campus	Total
Q1: This is my first semester. I am a new student at Cerro Coso Community College.	83.96% 89	8.49% 9	1.89% 2	1.89% 2	3.77% 4	24.42% 106
Q1: This is my second semester.	78.90% 86	8.26% 9	3.67% 4	7.34% 8	1.83% 2	25.12% 109
Q1: I have attended 3 or more semesters without a break in between.	80.84% 173	3.74% 8	3.74% 8	9.35% 20	2.34% 5	49.31% 214
Disabled Student Programs and Services (D.S.P.S.)						
	0 Never	1-2 Times	3-5 Times	6+ Times	Service not available at my campus	Total
Q1: This is my first semester. I am a new student at Cerro Coso Community College.	91.43% 96	1.90% 2	0.95% 1	0.95% 1	4.76% 5	24.19% 105
Q1: This is my second semester.	88.89% 96	6.48% 7	1.85% 2	0.93% 1	1.85% 2	24.88% 108
Q1: I have attended 3 or more semesters without a break in between.	86.45% 185	1.40% 3	3.27% 7	7.01% 15	1.87% 4	49.31% 214

Spring 2015 Student Experience Survey

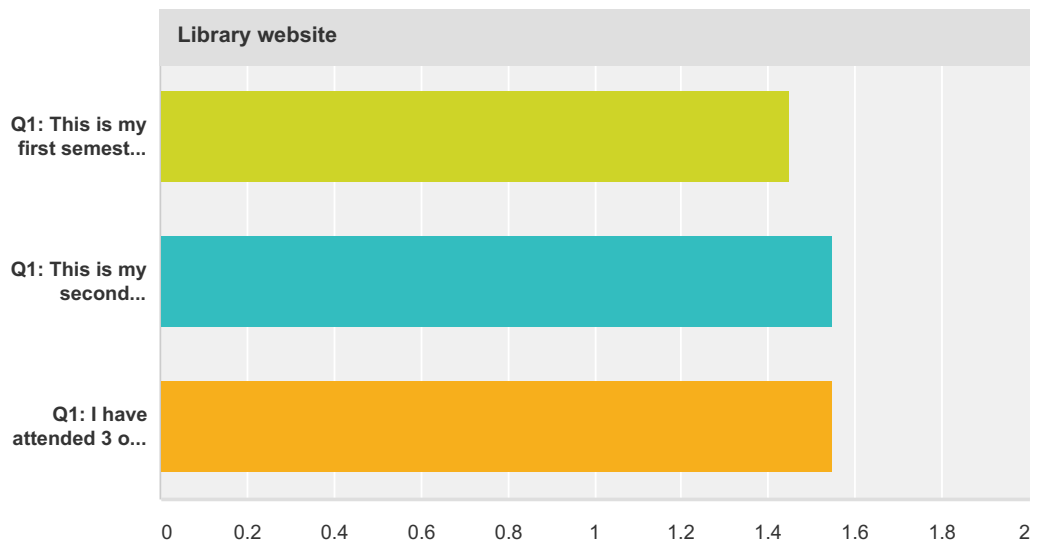
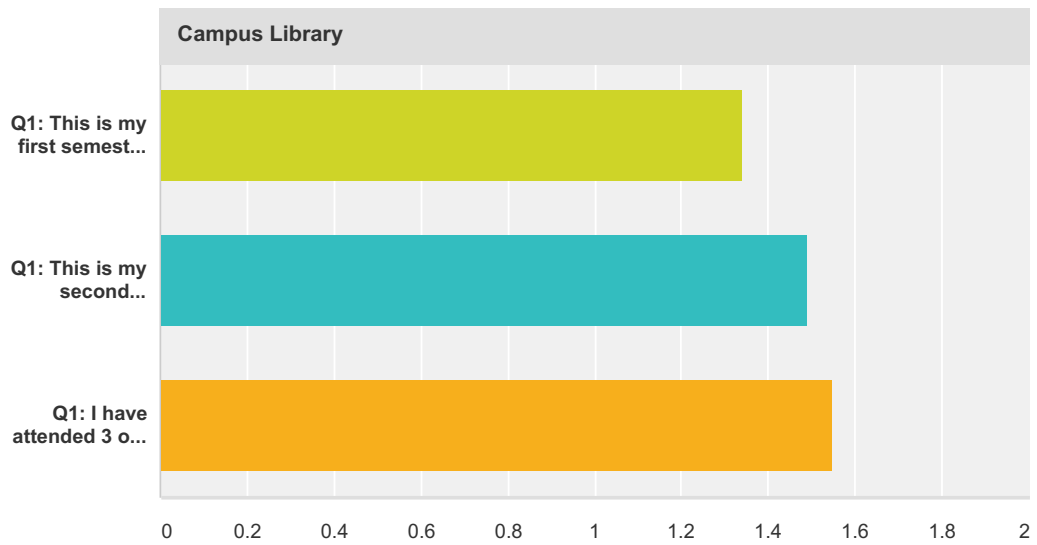
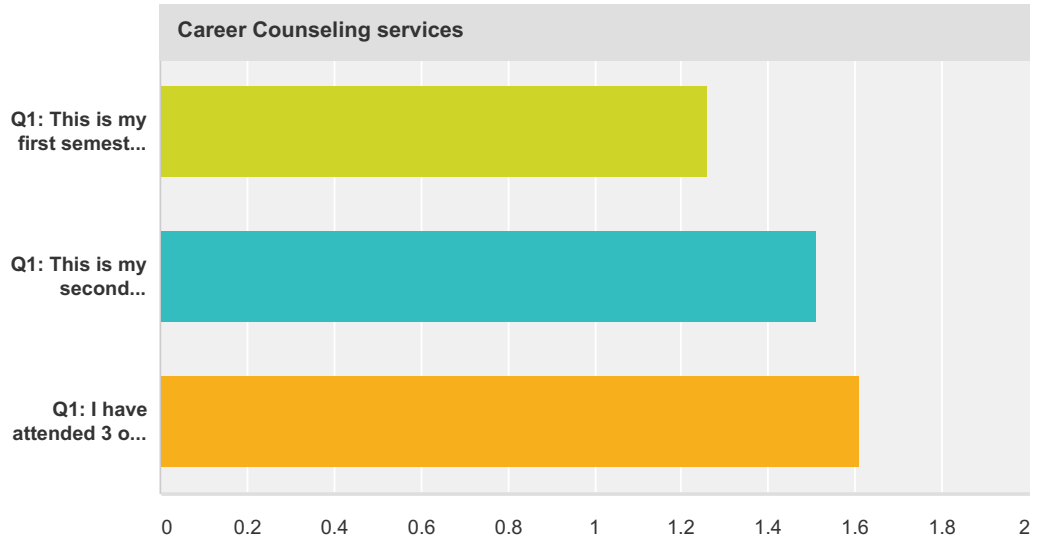
California Work Opportunity and Responsibility to Kids (CalWORKs) Services						
	0 Never	1-2 Times	3-5 Times	6+ Times	Service not available at my campus	Total
Q1: This is my first semester. I am a new student at Cerro Coso Community College.	91.67% 99	3.70% 4	0.93% 1	0.00% 0	3.70% 4	24.88% 108
Q1: This is my second semester.	89.72% 96	2.80% 3	3.74% 4	1.87% 2	1.87% 2	24.65% 107
Q1: I have attended 3 or more semesters without a break in between.	94.37% 201	1.41% 3	0.00% 0	2.35% 5	1.88% 4	49.08% 213

Q22 Please rate your satisfaction with the following services. (Rate your satisfaction only if you have used a particular service.)

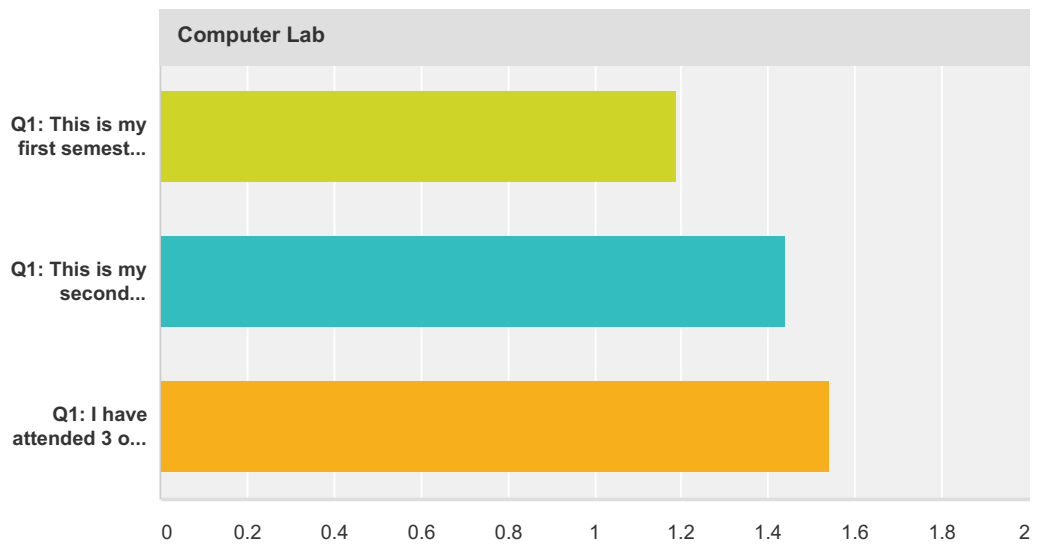
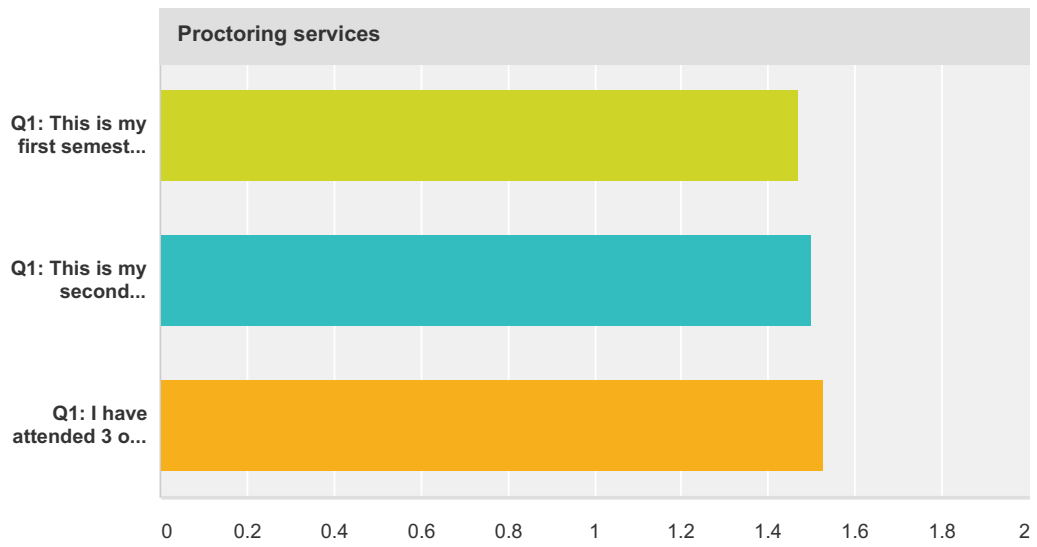
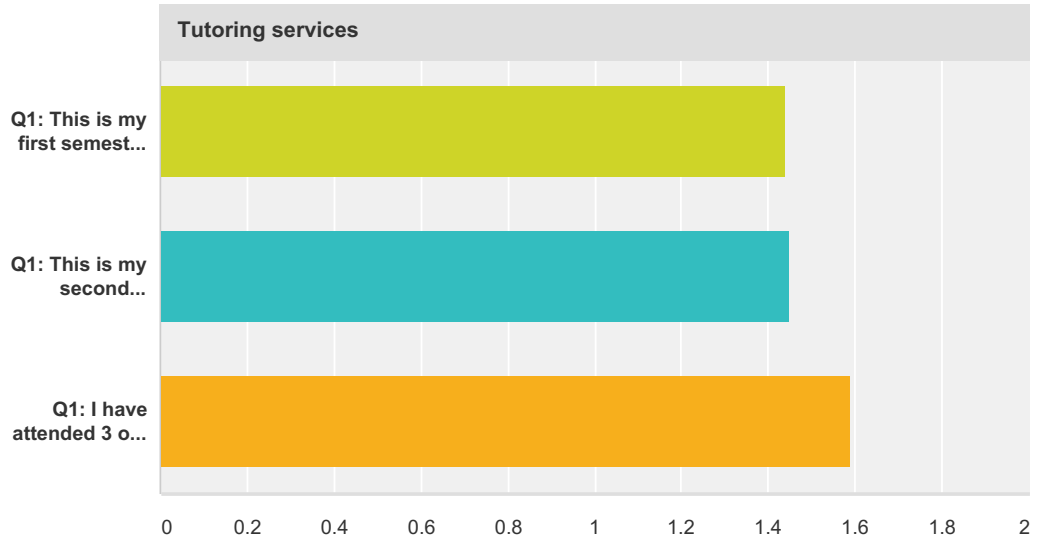
Answered: 428 Skipped: 6



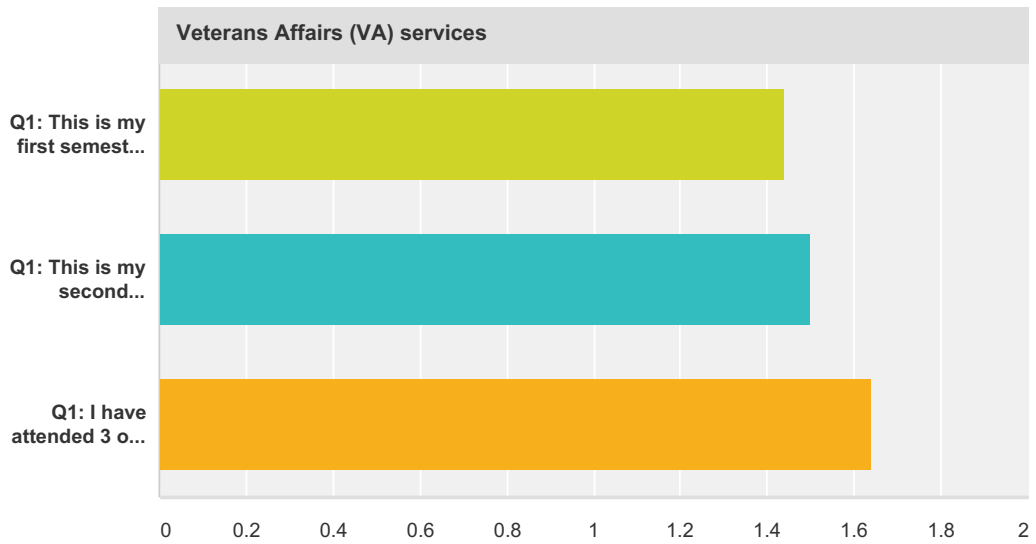
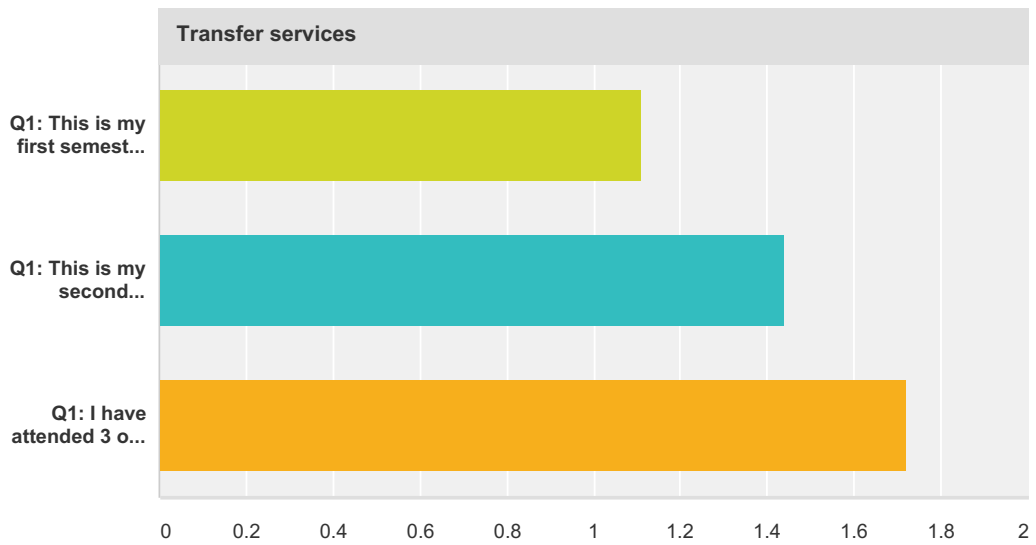
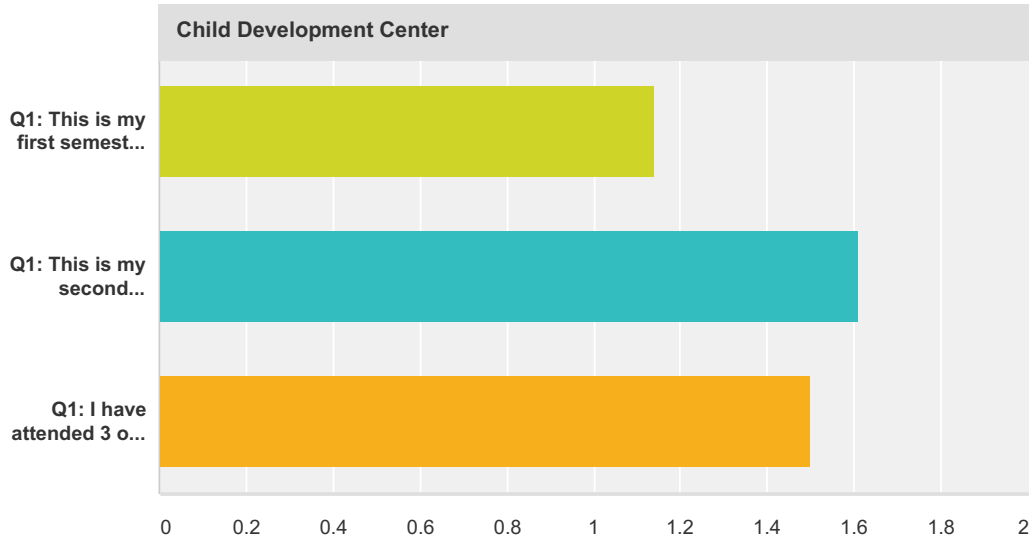
Spring 2015 Student Experience Survey



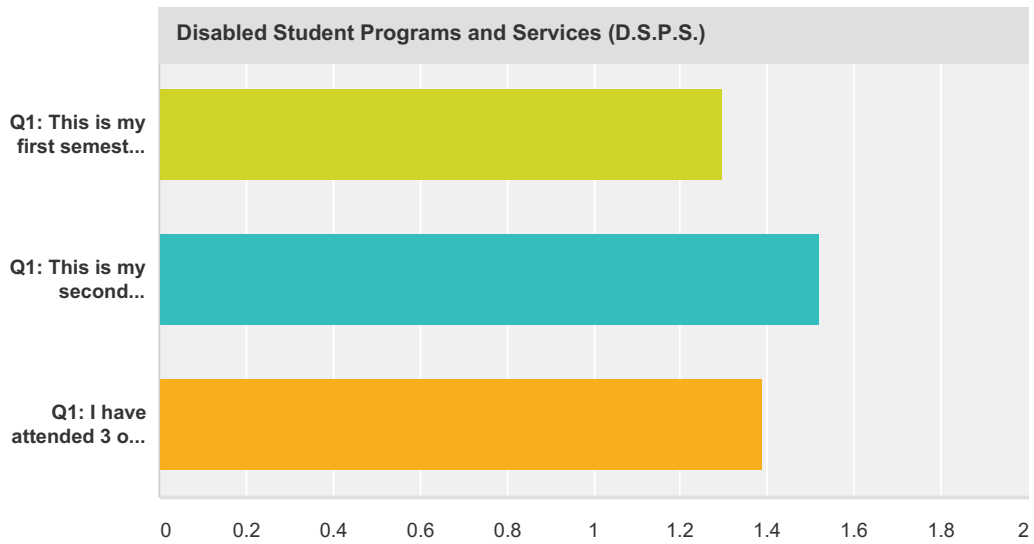
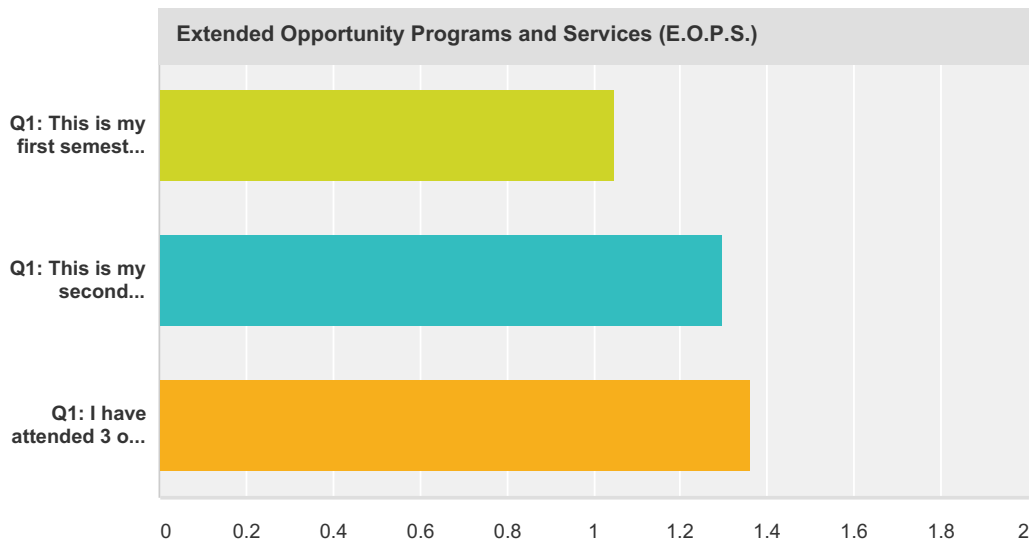
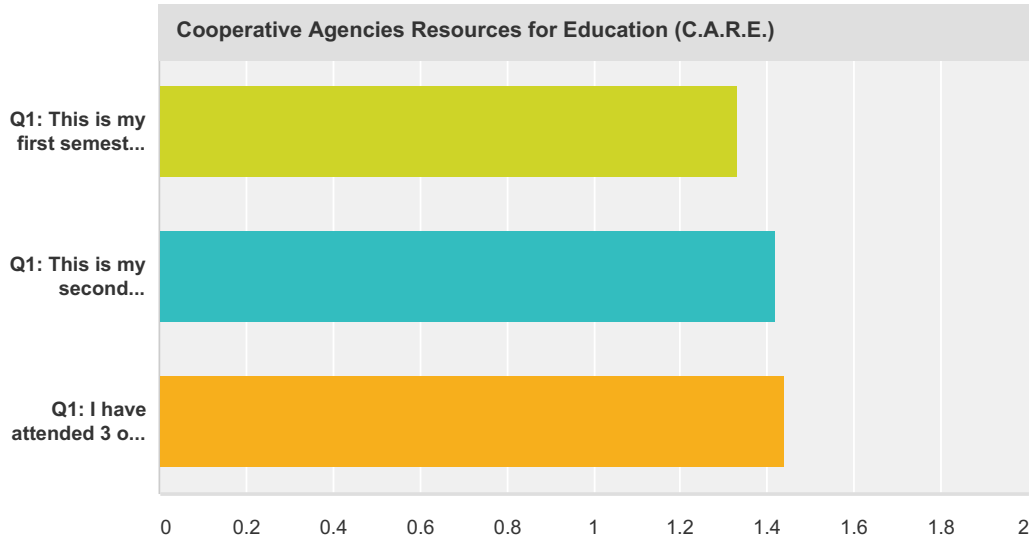
Spring 2015 Student Experience Survey



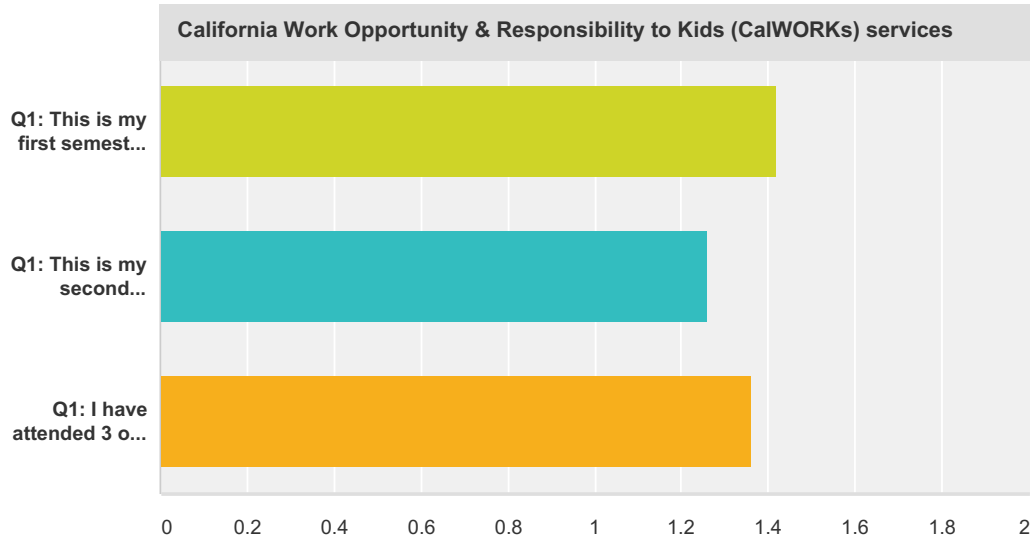
Spring 2015 Student Experience Survey



Spring 2015 Student Experience Survey



Spring 2015 Student Experience Survey



Campus Bookstore						
	Very Satisfied	Satisfied	Dissatisfied	Very Dissatisfied	N/A	Total
Q1: This is my first semester. I am a new student at Cerro Coso Community College.	33.01% 34	15.53% 16	3.88% 4	1.94% 2	45.63% 47	24.07% 103
Q1: This is my second semester.	34.29% 36	24.76% 26	4.76% 5	2.86% 3	33.33% 35	24.53% 105
Q1: I have attended 3 or more semesters without a break in between.	25.94% 55	33.96% 72	8.02% 17	6.60% 14	25.47% 54	49.53% 212
Academic Counseling services						
	Very Satisfied	Satisfied	Dissatisfied	Very Dissatisfied	N/A	Total
Q1: This is my first semester. I am a new student at Cerro Coso Community College.	33.66% 34	18.81% 19	2.97% 3	0.00% 0	44.55% 45	23.60% 101
Q1: This is my second semester.	43.69% 45	23.30% 24	4.85% 5	1.94% 2	26.21% 27	24.07% 103
Q1: I have attended 3 or more semesters without a break in between.	39.91% 85	28.17% 60	6.57% 14	1.88% 4	23.47% 50	49.77% 213
Career Counseling services						
	Very Satisfied	Satisfied	Dissatisfied	Very Dissatisfied	N/A	Total
Q1: This is my first semester. I am a new student at Cerro Coso Community College.	27.27% 27	7.07% 7	1.01% 1	0.00% 0	64.65% 64	23.13% 99
Q1: This is my second semester.	30.10% 31	15.53% 16	1.94% 2	1.94% 2	50.49% 52	24.07% 103
Q1: I have attended 3 or more semesters without a break in between.	20.87% 43	16.50% 34	2.91% 6	0.97% 2	58.74% 121	48.13% 206
Campus Library						
	Very Satisfied	Satisfied	Dissatisfied	Very Dissatisfied	N/A	Total
Q1: This is my first semester. I am a new student at Cerro Coso Community College.	25.25% 25	13.13% 13	0.00% 0	0.00% 0	61.62% 61	23.13% 99

Spring 2015 Student Experience Survey

Q1: This is my second semester.	31.37% 32	13.73% 14	3.92% 4	0.98% 1	50.00% 51	23.83% 102
Q1: I have attended 3 or more semesters without a break in between.	33.17% 69	20.19% 42	2.40% 5	2.40% 5	41.83% 87	48.60% 208
Library website						
	Very Satisfied	Satisfied	Dissatisfied	Very Dissatisfied	N/A	Total
Q1: This is my first semester. I am a new student at Cerro Coso Community College.	30.00% 30	19.00% 19	2.00% 2	0.00% 0	49.00% 49	23.36% 100
Q1: This is my second semester.	31.73% 33	25.96% 27	3.85% 4	0.00% 0	38.46% 40	24.30% 104
Q1: I have attended 3 or more semesters without a break in between.	38.68% 82	35.85% 76	1.42% 3	1.42% 3	22.64% 48	49.53% 212
Tutoring services						
	Very Satisfied	Satisfied	Dissatisfied	Very Dissatisfied	N/A	Total
Q1: This is my first semester. I am a new student at Cerro Coso Community College.	11.46% 11	4.17% 4	0.00% 0	1.04% 1	83.33% 80	22.43% 96
Q1: This is my second semester.	18.81% 19	10.89% 11	0.00% 0	0.99% 1	69.31% 70	23.60% 101
Q1: I have attended 3 or more semesters without a break in between.	22.44% 46	8.29% 17	2.93% 6	2.44% 5	63.90% 131	47.90% 205
Proctoring services						
	Very Satisfied	Satisfied	Dissatisfied	Very Dissatisfied	N/A	Total
Q1: This is my first semester. I am a new student at Cerro Coso Community College.	11.58% 11	7.37% 7	1.05% 1	0.00% 0	80.00% 76	22.20% 95
Q1: This is my second semester.	25.00% 26	16.35% 17	2.88% 3	0.00% 0	55.77% 58	24.30% 104
Q1: I have attended 3 or more semesters without a break in between.	30.92% 64	22.22% 46	1.45% 3	1.45% 3	43.96% 91	48.36% 207
Computer Lab						
	Very Satisfied	Satisfied	Dissatisfied	Very Dissatisfied	N/A	Total
Q1: This is my first semester. I am a new student at Cerro Coso Community College.	25.77% 25	6.19% 6	0.00% 0	0.00% 0	68.04% 66	22.66% 97
Q1: This is my second semester.	30.77% 32	12.50% 13	0.96% 1	1.92% 2	53.85% 56	24.30% 104
Q1: I have attended 3 or more semesters without a break in between.	30.77% 64	21.63% 45	1.44% 3	1.92% 4	44.23% 92	48.60% 208
Child Development Center						
	Very Satisfied	Satisfied	Dissatisfied	Very Dissatisfied	N/A	Total
Q1: This is my first semester. I am a new student at Cerro Coso Community College.	12.37% 12	2.06% 2	0.00% 0	0.00% 0	85.57% 83	22.66% 97
Q1: This is my second semester.	9.80% 10	5.88% 6	0.98% 1	0.98% 1	82.35% 84	23.83% 102

Spring 2015 Student Experience Survey

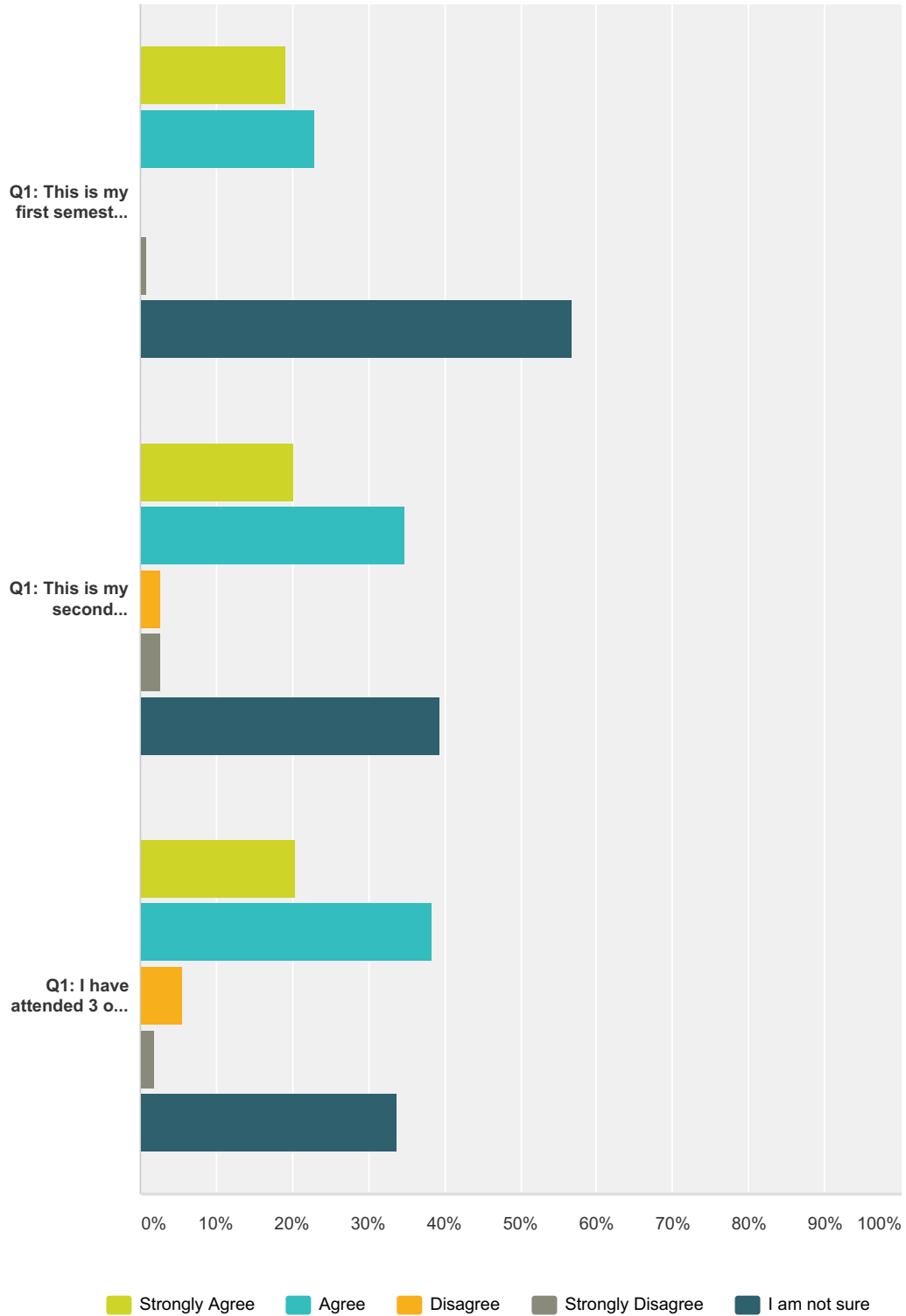
Q1: I have attended 3 or more semesters without a break in between.	5.45% 11	2.97% 6	0.00% 0	0.50% 1	91.09% 184	47.20% 202
Transfer services						
	Very Satisfied	Satisfied	Dissatisfied	Very Dissatisfied	N/A	Total
Q1: This is my first semester. I am a new student at Cerro Coso Community College.	8.51% 8	1.06% 1	0.00% 0	0.00% 0	90.43% 85	21.96% 94
Q1: This is my second semester.	8.91% 9	6.93% 7	0.00% 0	0.00% 0	84.16% 85	23.60% 101
Q1: I have attended 3 or more semesters without a break in between.	7.92% 16	4.46% 9	0.00% 0	1.98% 4	85.64% 173	47.20% 202
Veterans Affairs (VA) services						
	Very Satisfied	Satisfied	Dissatisfied	Very Dissatisfied	N/A	Total
Q1: This is my first semester. I am a new student at Cerro Coso Community College.	5.26% 5	4.21% 4	0.00% 0	0.00% 0	90.53% 86	22.20% 95
Q1: This is my second semester.	7.92% 8	4.95% 5	0.99% 1	0.00% 0	86.14% 87	23.60% 101
Q1: I have attended 3 or more semesters without a break in between.	8.37% 17	3.45% 7	0.49% 1	1.48% 3	86.21% 175	47.43% 203
Cooperative Agencies Resources for Education (C.A.R.E.)						
	Very Satisfied	Satisfied	Dissatisfied	Very Dissatisfied	N/A	Total
Q1: This is my first semester. I am a new student at Cerro Coso Community College.	9.57% 9	2.13% 2	1.06% 1	0.00% 0	87.23% 82	21.96% 94
Q1: This is my second semester.	12.00% 12	6.00% 6	1.00% 1	0.00% 0	81.00% 81	23.36% 100
Q1: I have attended 3 or more semesters without a break in between.	5.45% 11	1.98% 4	0.00% 0	0.50% 1	92.08% 186	47.20% 202
Extended Opportunity Programs and Services (E.O.P.S.)						
	Very Satisfied	Satisfied	Dissatisfied	Very Dissatisfied	N/A	Total
Q1: This is my first semester. I am a new student at Cerro Coso Community College.	19.79% 19	1.04% 1	0.00% 0	0.00% 0	79.17% 76	22.43% 96
Q1: This is my second semester.	21.36% 22	6.80% 7	0.97% 1	0.00% 0	70.87% 73	24.07% 103
Q1: I have attended 3 or more semesters without a break in between.	14.85% 30	2.97% 6	0.50% 1	0.99% 2	80.69% 163	47.20% 202
Disabled Student Programs and Services (D.S.P.S.)						
	Very Satisfied	Satisfied	Dissatisfied	Very Dissatisfied	N/A	Total
Q1: This is my first semester. I am a new student at Cerro Coso Community College.	7.29% 7	3.13% 3	0.00% 0	0.00% 0	89.58% 86	22.43% 96
Q1: This is my second semester.	11.88% 12	6.93% 7	1.98% 2	0.00% 0	79.21% 80	23.60% 101
Q1: I have attended 3 or more semesters without a break in between.	10.24% 21	2.44% 5	0.00% 0	0.98% 2	86.34% 177	47.90% 205

Spring 2015 Student Experience Survey

California Work Opportunity & Responsibility to Kids (CalWORKs) services						
	Very Satisfied	Satisfied	Dissatisfied	Very Dissatisfied	N/A	Total
Q1: This is my first semester. I am a new student at Cerro Coso Community College.	7.45% 7	5.32% 5	0.00% 0	0.00% 0	87.23% 82	21.96% 94
Q1: This is my second semester.	13.86% 14	4.95% 5	0.00% 0	0.00% 0	81.19% 82	23.60% 101
Q1: I have attended 3 or more semesters without a break in between.	5.45% 11	0.99% 2	0.00% 0	0.50% 1	93.07% 188	47.20% 202

Q23 I think the library's collections are sufficient to support the college's academic programs:

Answered: 434 Skipped: 0

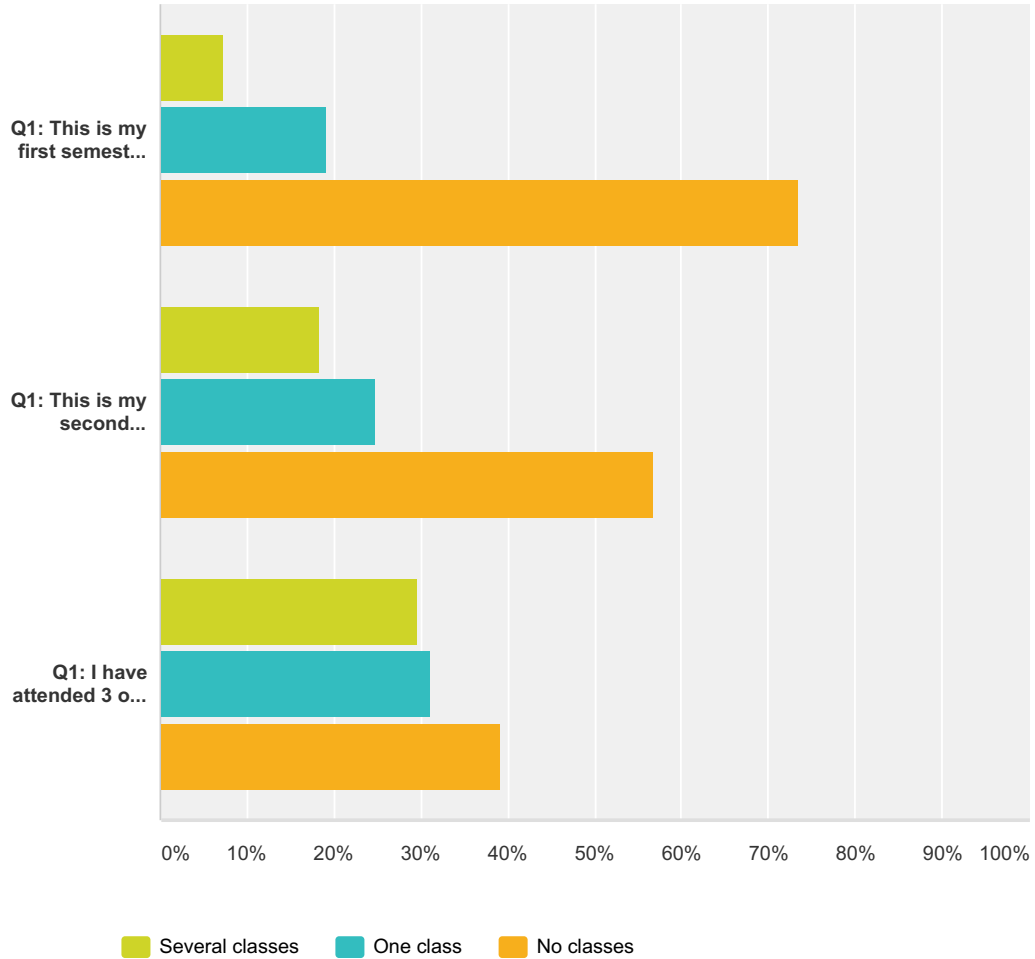


Spring 2015 Student Experience Survey

	Strongly Agree	Agree	Disagree	Strongly Disagree	I am not sure	Total
Q1: This is my first semester. I am a new student at Cerro Coso Community College.	19.27% 21	22.94% 25	0.00% 0	0.92% 1	56.88% 62	25.12% 109
Q1: This is my second semester.	20.18% 22	34.86% 38	2.75% 3	2.75% 3	39.45% 43	25.12% 109
Q1: I have attended 3 or more semesters without a break in between.	20.37% 44	38.43% 83	5.56% 12	1.85% 4	33.80% 73	49.77% 216
Total Respondents	87	146	15	8	178	434

Q24 I've attended class(es) where a librarian visited (including online classes) or our class visited the library to work on research and/or citation:

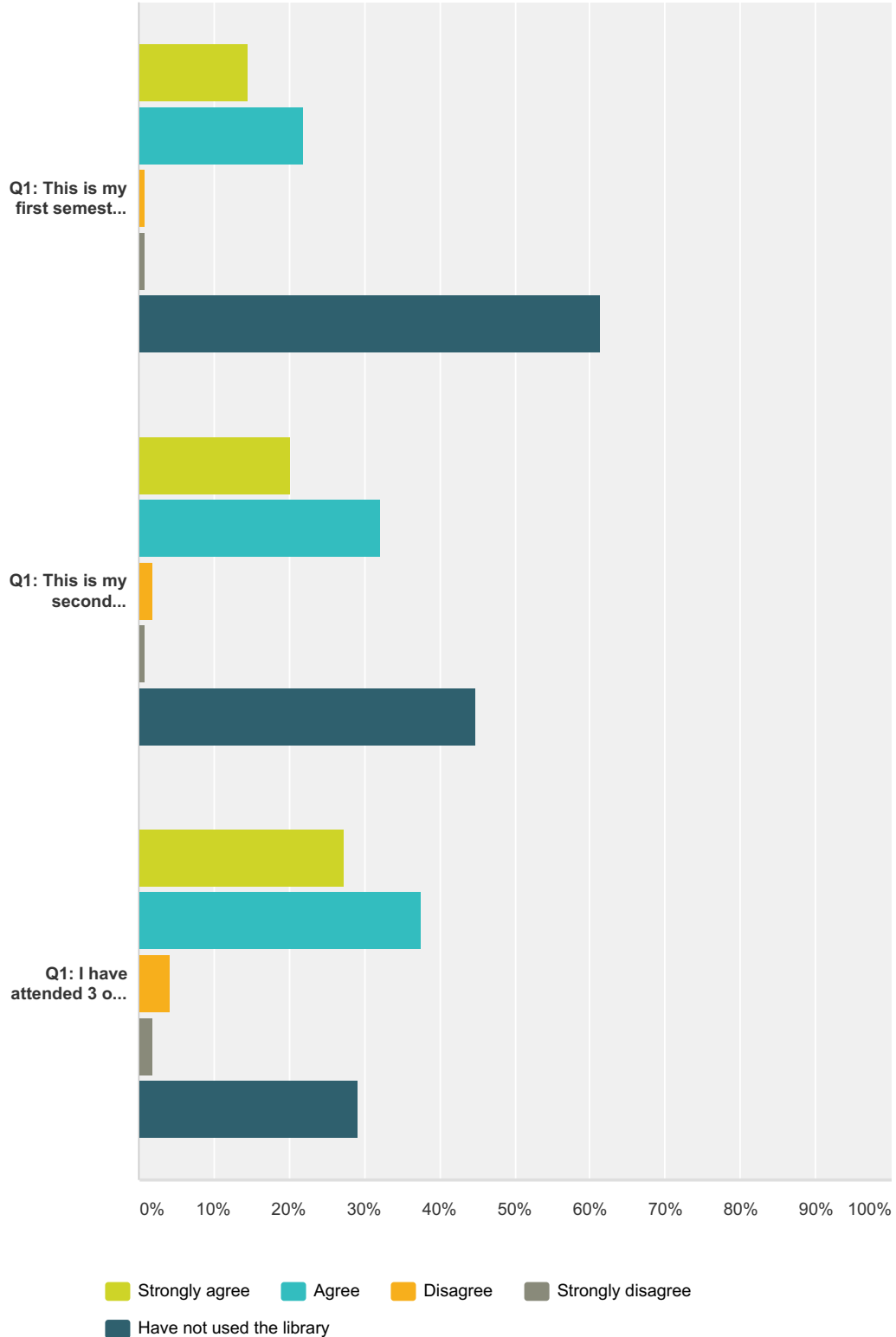
Answered: 434 Skipped: 0



	Several classes	One class	No classes	Total
Q1: This is my first semester. I am a new student at Cerro Coso Community College.	7.34% 8	19.27% 21	73.39% 80	25.12% 109
Q1: This is my second semester.	18.35% 20	24.77% 27	56.88% 62	25.12% 109
Q1: I have attended 3 or more semesters without a break in between.	29.63% 64	31.02% 67	39.35% 85	49.77% 216
Total Respondents	92	115	227	434

Q25 I think the librarians offer services and supports that have helped me in my classes:

Answered: 434 Skipped: 0

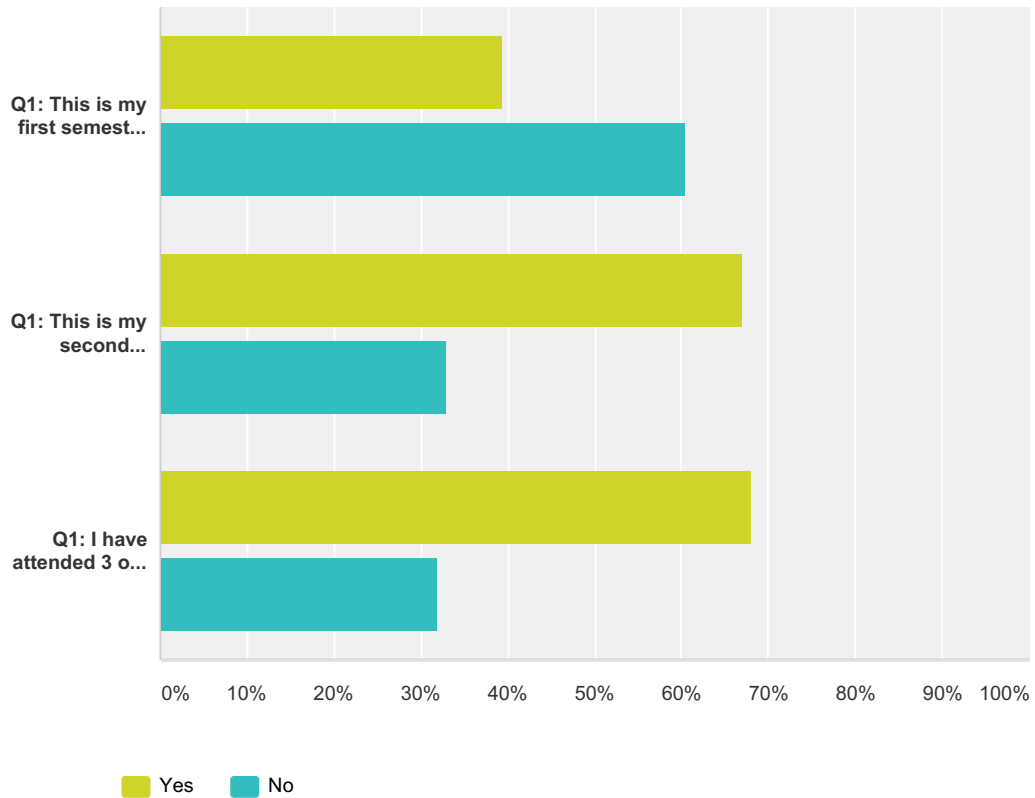


Spring 2015 Student Experience Survey

	Strongly agree	Agree	Disagree	Strongly disagree	Have not used the library	Total
Q1: This is my first semester. I am a new student at Cerro Coso Community College.	14.68% 16	22.02% 24	0.92% 1	0.92% 1	61.47% 67	25.12% 109
Q1: This is my second semester.	20.18% 22	32.11% 35	1.83% 2	0.92% 1	44.95% 49	25.12% 109
Q1: I have attended 3 or more semesters without a break in between.	27.31% 59	37.50% 81	4.17% 9	1.85% 4	29.17% 63	49.77% 216
Total Respondents	97	140	12	6	179	434

Q26 Have you ever applied for financial aid at Cerro Coso Community College?

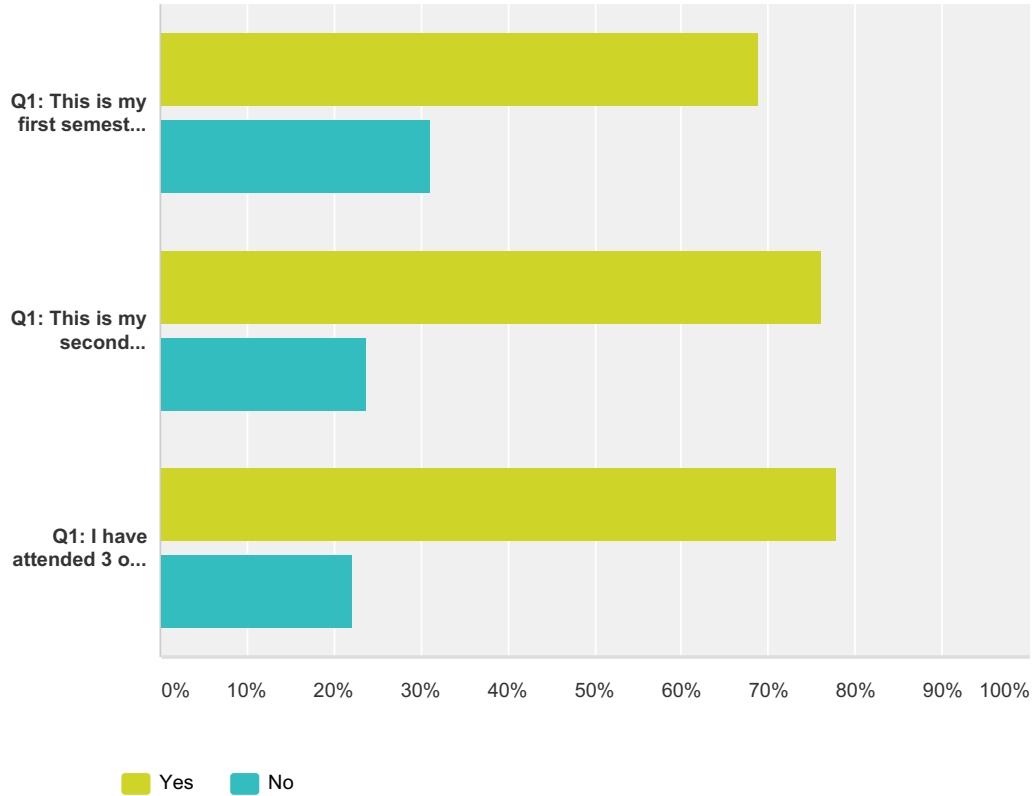
Answered: 434 Skipped: 0



	Yes	No	Total
Q1: This is my first semester. I am a new student at Cerro Coso Community College.	39.45% 43	60.55% 66	25.12% 109
Q1: This is my second semester.	66.97% 73	33.03% 36	25.12% 109
Q1: I have attended 3 or more semesters without a break in between.	68.06% 147	31.94% 69	49.77% 216
Total Respondents	263	171	434

Q27 Have you ever completed the Free Application for Federal Student Aid (FAFSA) or Board of Governors Grant Fee Waiver (BOGW)?

Answered: 434 Skipped: 0

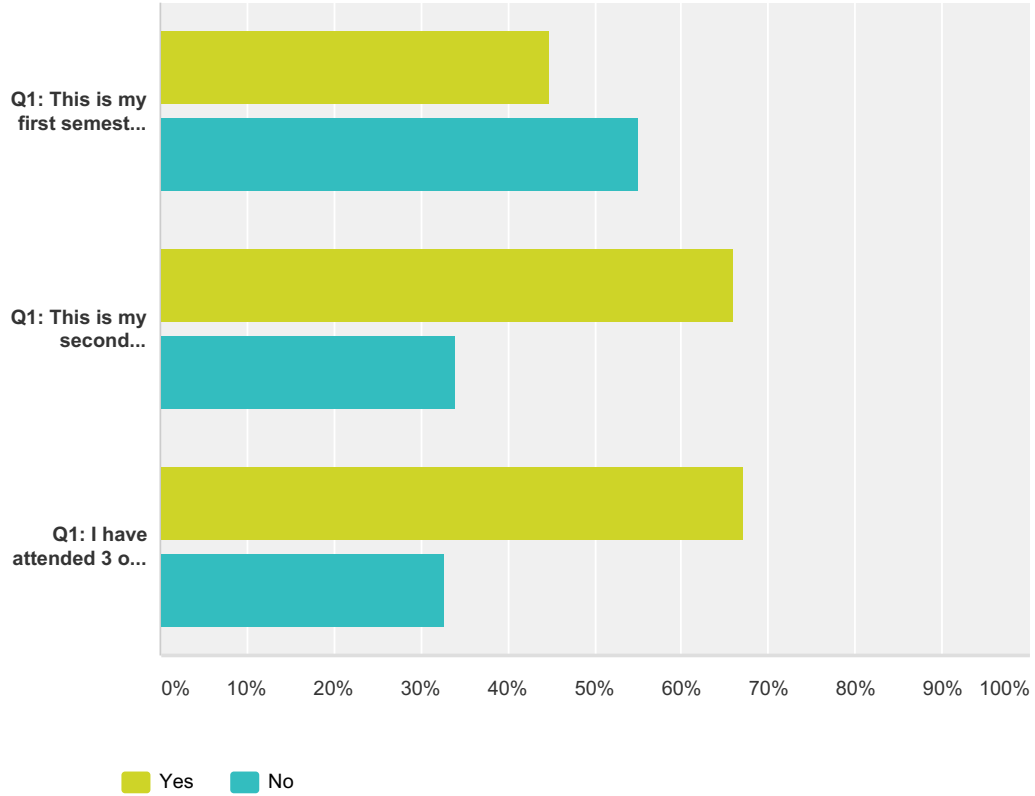


	Yes	No	Total
Q1: This is my first semester. I am a new student at Cerro Coso Community College.	68.81% 75	31.19% 34	25.12% 109
Q1: This is my second semester.	76.15% 83	23.85% 26	25.12% 109
Q1: I have attended 3 or more semesters without a break in between.	77.78% 168	22.22% 48	49.77% 216
Total Respondents	326	108	434

	How often have you completed the FAFSA or BOGW?	Total
Q1: This is my first semester. I am a new student at Cerro Coso Community College.	55	55
Q1: This is my second semester.	63	63
Q1: I have attended 3 or more semesters without a break in between.	136	136

Q28 Have you ever received financial aid while attending Cerro Coso Community College?

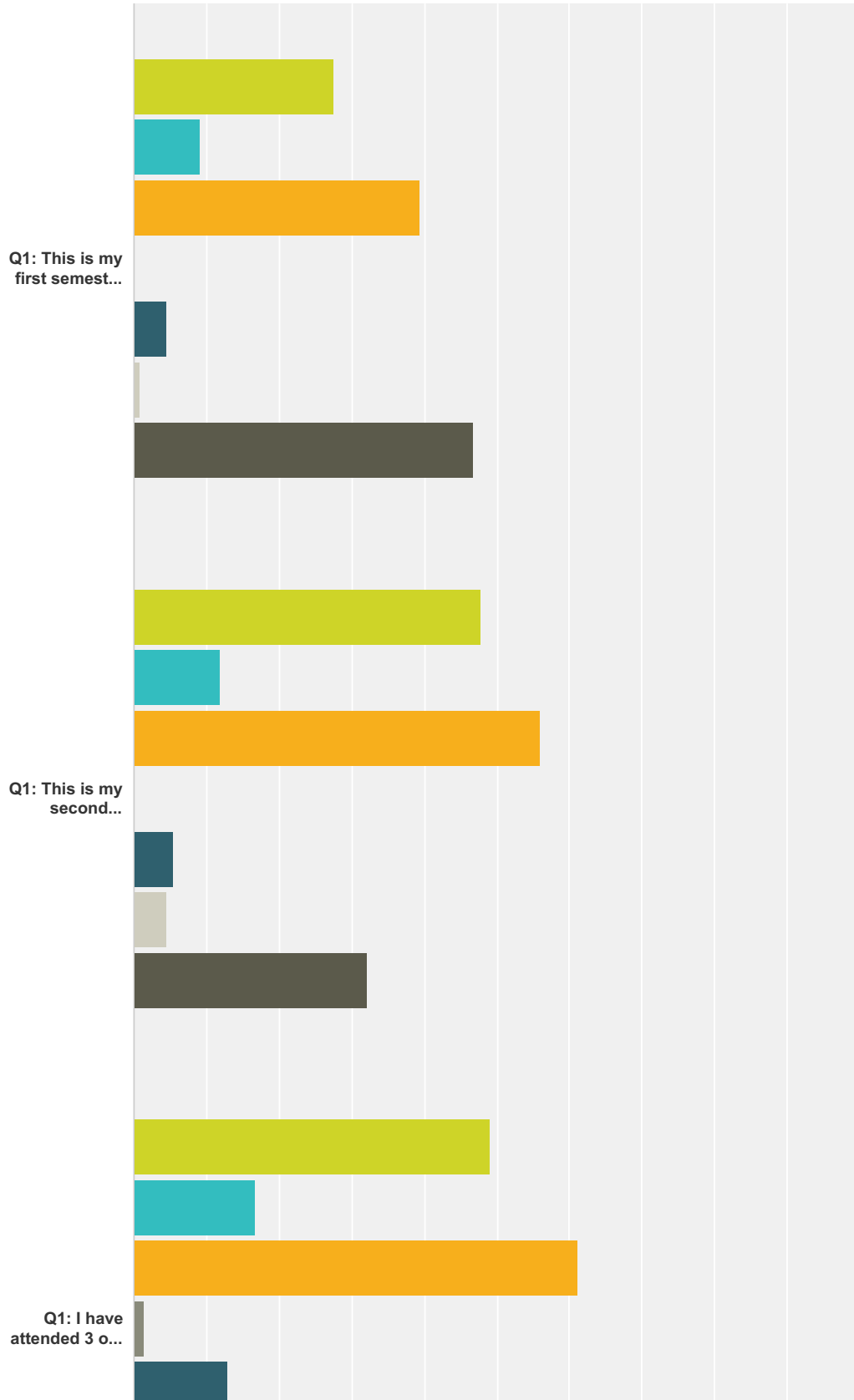
Answered: 434 Skipped: 0



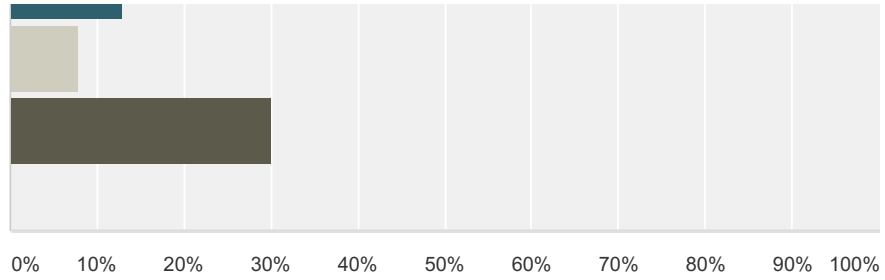
	Yes	No	Total
Q1: This is my first semester. I am a new student at Cerro Coso Community College.	44.95% 49	55.05% 60	25.12% 109
Q1: This is my second semester.	66.06% 72	33.94% 37	25.12% 109
Q1: I have attended 3 or more semesters without a break in between.	67.13% 145	32.87% 71	49.77% 216
Total Respondents	266	168	434

Q29 Please indicate the forms of aid you have received:

Answered: 434 Skipped: 0



Spring 2015 Student Experience Survey

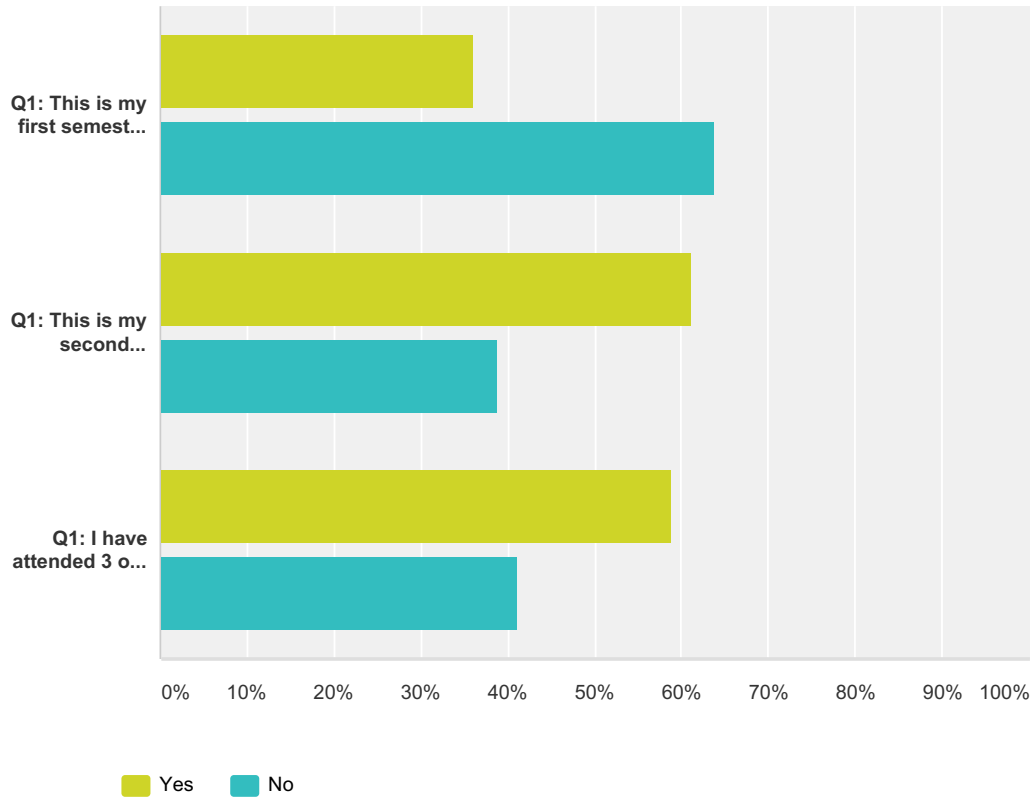


- Pell Grant
- Cal Grant
- Board of Governors Fee Waiver
- Chafee Grant (for Foster Youth)
- Scholarship
- Student employment
- I have not received any of these

	Pell Grant	Cal Grant	Board of Governors Fee Waiver	Chafee Grant (for Foster Youth)	Scholarship	Student employment	I have not received any of these	Total
Q1: This is my first semester. I am a new student at Cerro Coso Community College.	27.52% 30	9.17% 10	39.45% 43	0.00% 0	4.59% 5	0.92% 1	46.79% 51	32.26% 140
Q1: This is my second semester.	47.71% 52	11.93% 13	55.96% 61	0.00% 0	5.50% 6	4.59% 5	32.11% 35	39.63% 172
Q1: I have attended 3 or more semesters without a break in between.	49.07% 106	16.67% 36	61.11% 132	1.39% 3	12.96% 28	7.87% 17	30.09% 65	89.17% 387
Total Respondents	188	59	236	3	39	23	151	434

Q30 Have you ever gone to the Cerro Coso Financial Aid/Scholarship office or website for information on financial aid or scholarships?

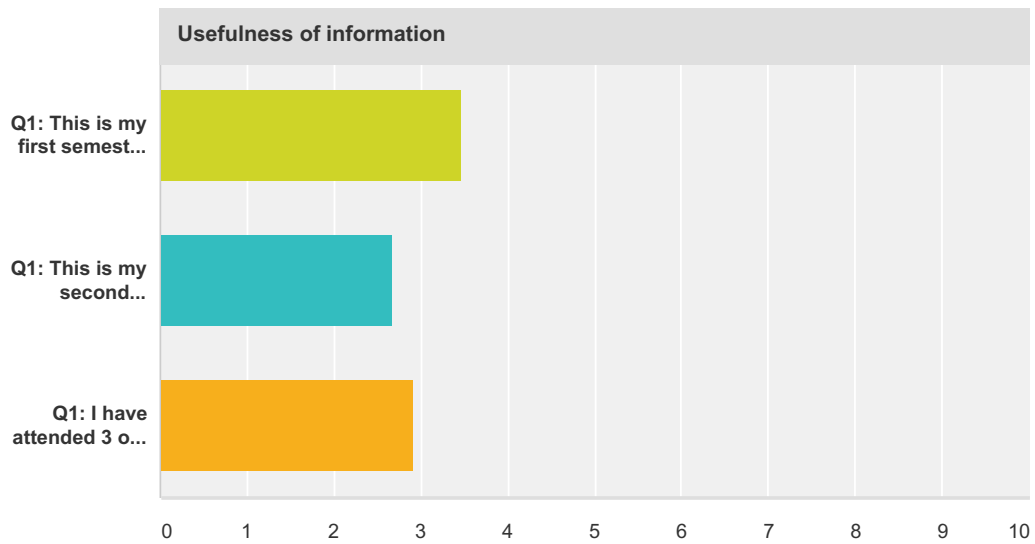
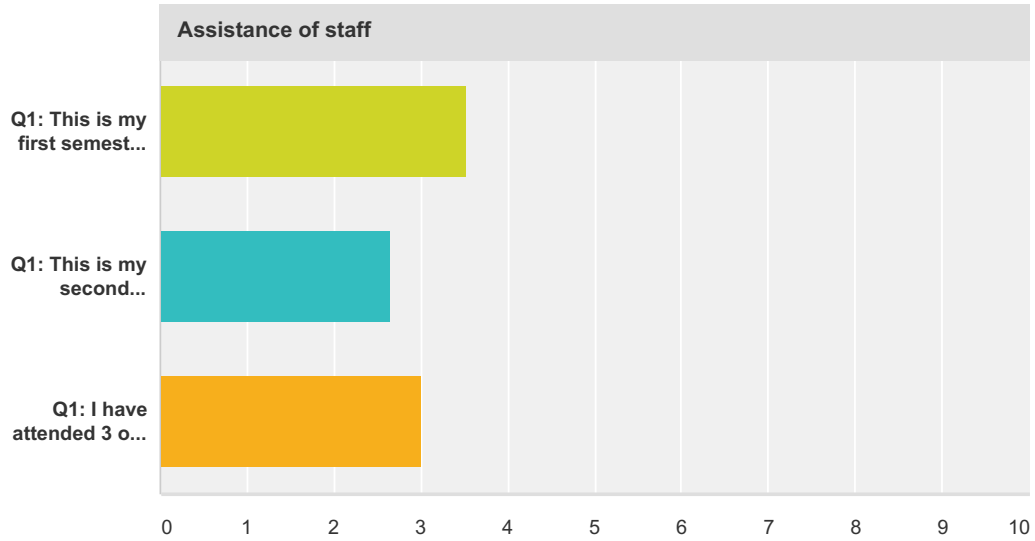
Answered: 428 Skipped: 6



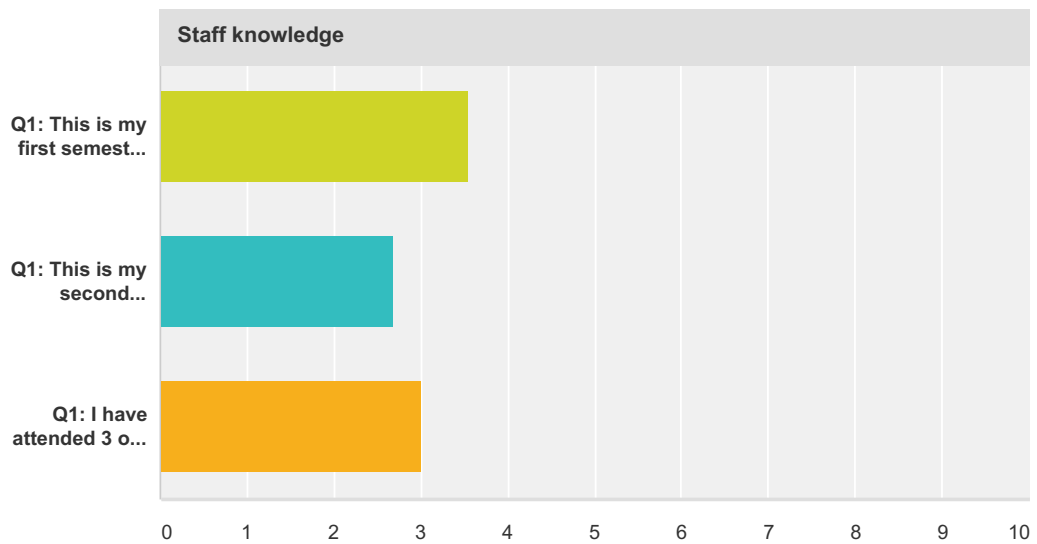
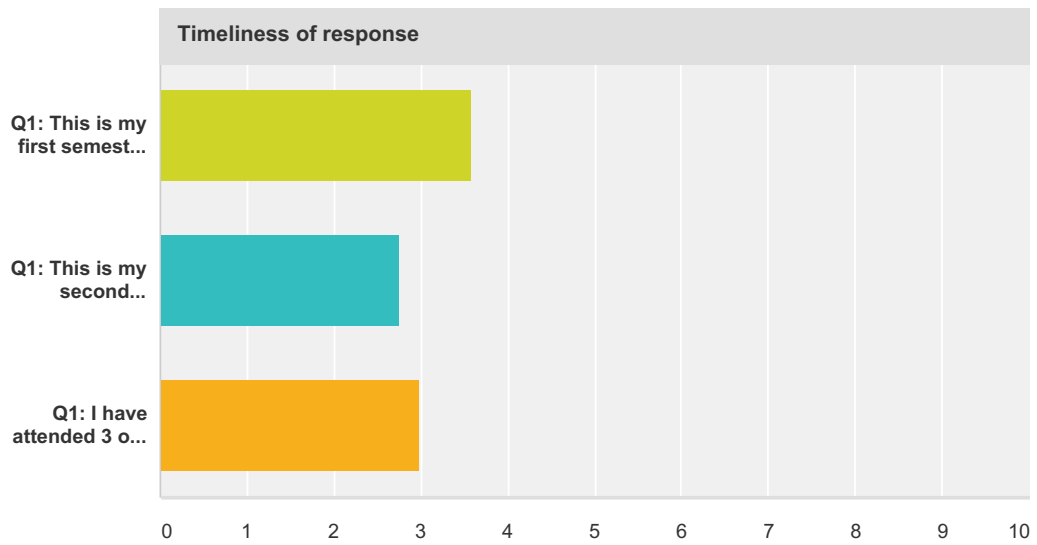
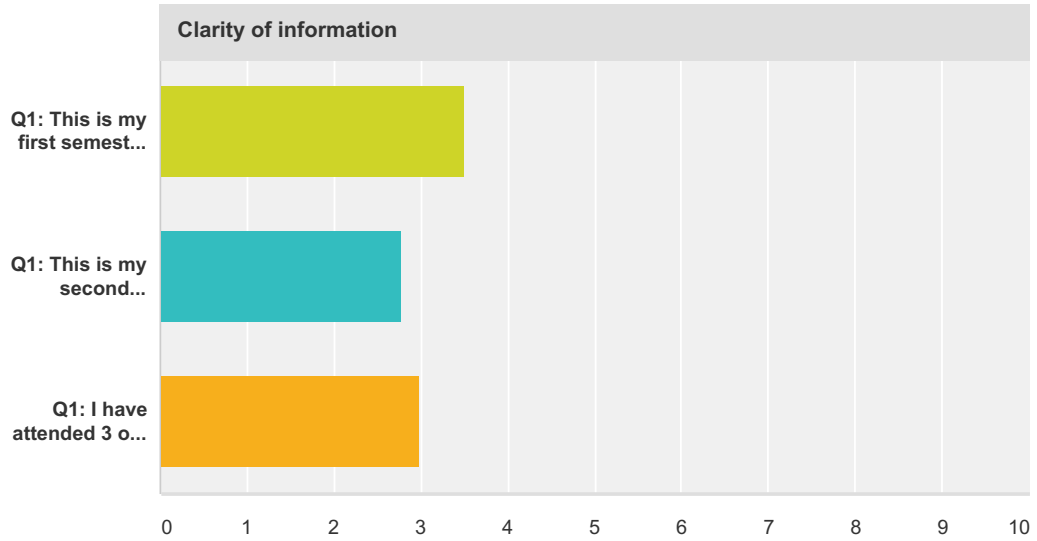
	Yes	No	Total
Q1: This is my first semester. I am a new student at Cerro Coso Community College.	36.11% 39	63.89% 69	25.23% 108
Q1: This is my second semester.	61.11% 66	38.89% 42	25.23% 108
Q1: I have attended 3 or more semesters without a break in between.	58.96% 125	41.04% 87	49.53% 212
Total Respondents	230	198	428

Q31 At the Financial Aid/Scholarship office, please indicate your level of satisfaction with the following:

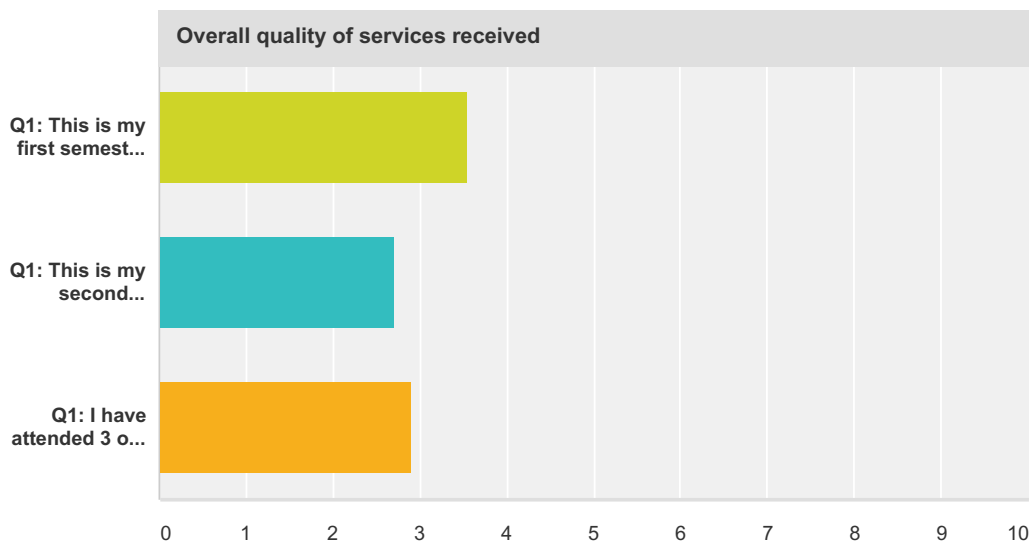
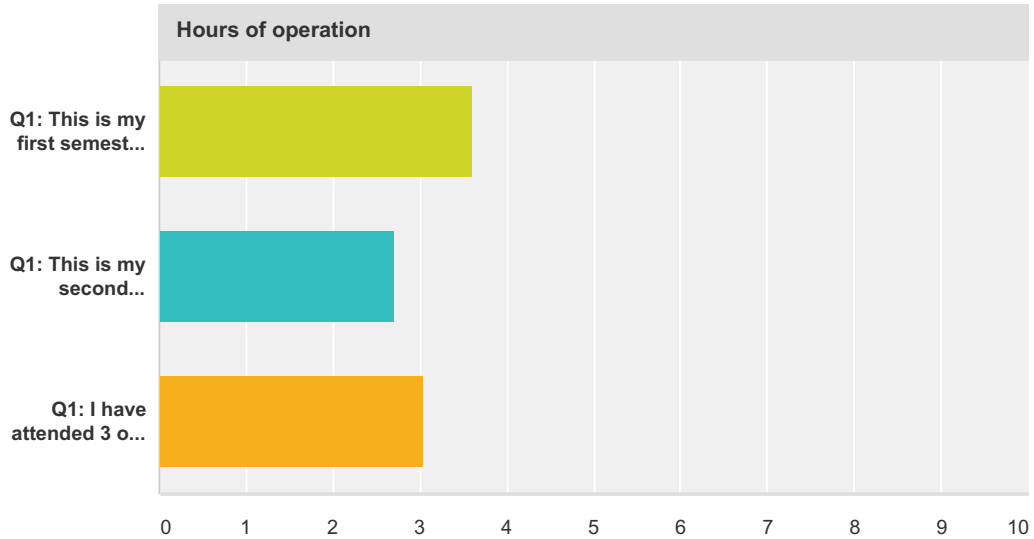
Answered: 434 Skipped: 0



Spring 2015 Student Experience Survey



Spring 2015 Student Experience Survey



Assistance of staff						
	Very Satisfied	Satisfied	Dissatisfied	Very Dissatisfied	Don't Know - N/A	Total
Q1: This is my first semester. I am a new student at Cerro Coso Community College.	23.85% 26	14.68% 16	3.67% 4	0.00% 0	57.80% 63	25.12% 109
Q1: This is my second semester.	40.37% 44	21.10% 23	3.67% 4	1.83% 2	33.03% 36	25.12% 109
Q1: I have attended 3 or more semesters without a break in between.	27.31% 59	26.39% 57	5.09% 11	1.39% 3	39.81% 86	49.77% 216
Usefulness of information						
	Very Satisfied	Satisfied	Dissatisfied	Very Dissatisfied	Don't Know - N/A	Total
Q1: This is my first semester. I am a new student at Cerro Coso Community College.	22.02% 24	20.18% 22	2.75% 3	0.00% 0	55.05% 60	25.12% 109
Q1: This is my second semester.	38.53% 42	22.94% 25	3.67% 4	1.83% 2	33.03% 36	25.12% 109

Spring 2015 Student Experience Survey

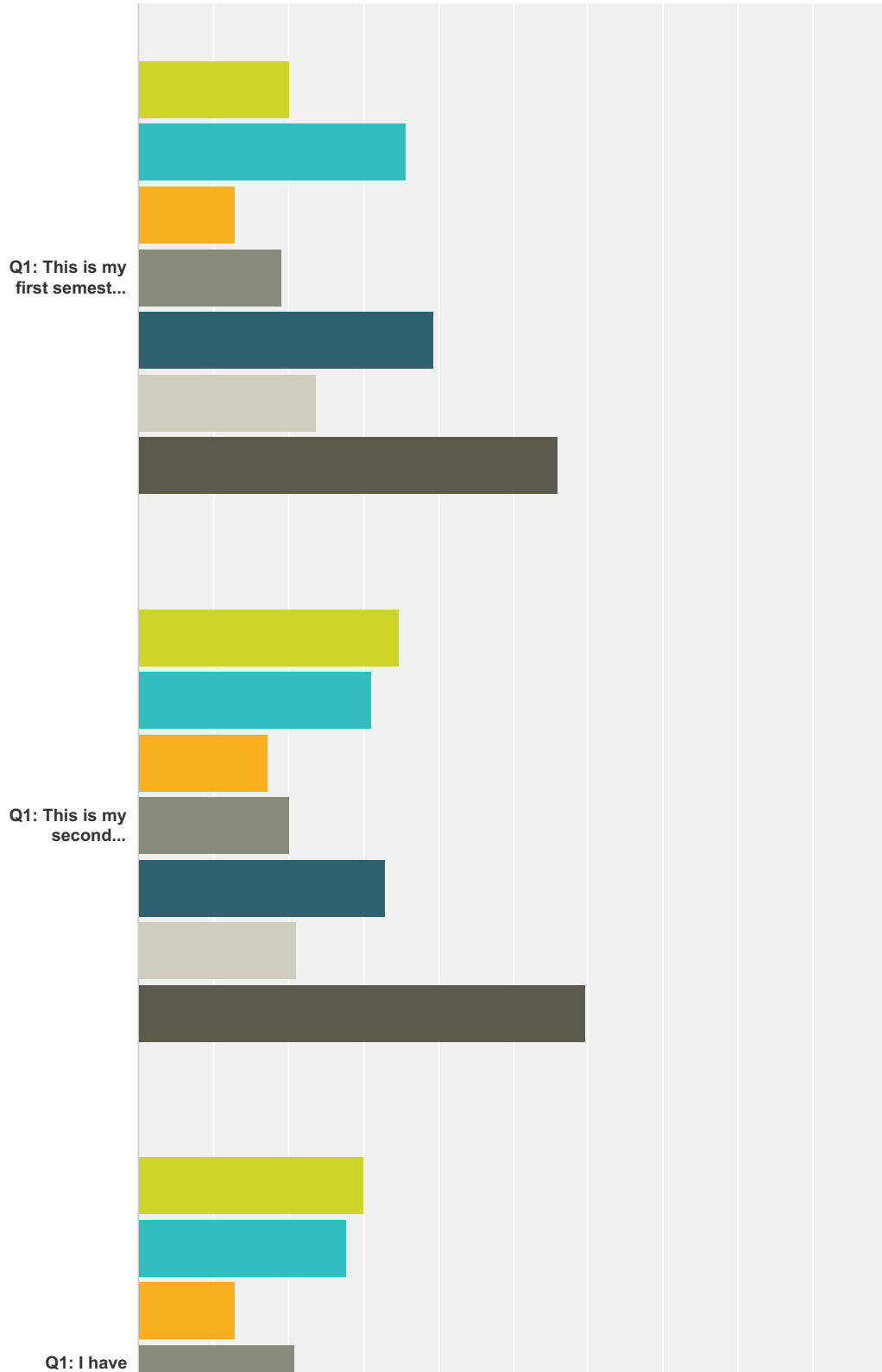
Q1: I have attended 3 or more semesters without a break in between.	30.09% 65	24.54% 53	6.02% 13	1.39% 3	37.96% 82	49.77% 216
Clarity of information						
	Very Satisfied	Satisfied	Dissatisfied	Very Dissatisfied	Don't Know - N/A	Total
Q1: This is my first semester. I am a new student at Cerro Coso Community College.	20.18% 22	19.27% 21	4.59% 5	0.92% 1	55.05% 60	25.12% 109
Q1: This is my second semester.	34.86% 38	22.94% 25	6.42% 7	1.83% 2	33.94% 37	25.12% 109
Q1: I have attended 3 or more semesters without a break in between.	28.37% 61	23.26% 50	8.84% 19	1.40% 3	38.14% 82	49.54% 215
Timeliness of response						
	Very Satisfied	Satisfied	Dissatisfied	Very Dissatisfied	Don't Know - N/A	Total
Q1: This is my first semester. I am a new student at Cerro Coso Community College.	20.37% 22	17.59% 19	1.85% 2	1.85% 2	58.33% 63	24.88% 108
Q1: This is my second semester.	35.78% 39	24.77% 27	2.75% 3	1.83% 2	34.86% 38	25.12% 109
Q1: I have attended 3 or more semesters without a break in between.	30.09% 65	20.83% 45	8.33% 18	1.85% 4	38.89% 84	49.77% 216
Staff knowledge						
	Very Satisfied	Satisfied	Dissatisfied	Very Dissatisfied	Don't Know - N/A	Total
Q1: This is my first semester. I am a new student at Cerro Coso Community College.	20.18% 22	18.35% 20	4.59% 5	0.00% 0	56.88% 62	25.12% 109
Q1: This is my second semester.	39.81% 43	20.37% 22	3.70% 4	1.85% 2	34.26% 37	24.88% 108
Q1: I have attended 3 or more semesters without a break in between.	31.48% 68	19.91% 43	5.56% 12	1.85% 4	41.20% 89	49.77% 216
Hours of operation						
	Very Satisfied	Satisfied	Dissatisfied	Very Dissatisfied	Don't Know - N/A	Total
Q1: This is my first semester. I am a new student at Cerro Coso Community College.	19.27% 21	17.43% 19	3.67% 4	1.83% 2	57.80% 63	25.12% 109
Q1: This is my second semester.	41.28% 45	21.10% 23	0.00% 0	0.92% 1	36.70% 40	25.12% 109
Q1: I have attended 3 or more semesters without a break in between.	28.37% 61	24.19% 52	4.19% 9	0.93% 2	42.33% 91	49.54% 215
Overall quality of services received						
	Very Satisfied	Satisfied	Dissatisfied	Very Dissatisfied	Don't Know - N/A	Total
Q1: This is my first semester. I am a new student at Cerro Coso Community College.	24.07% 26	12.96% 14	4.63% 5	0.93% 1	57.41% 62	24.88% 108
Q1: This is my second semester.	38.89% 42	22.22% 24	1.85% 2	2.78% 3	34.26% 37	24.88% 108
Q1: I have attended 3 or more semesters without a break in between.	31.94% 69	24.07% 52	3.70% 8	1.85% 4	38.43% 83	49.77% 216

Spring 2015 Student Experience Survey

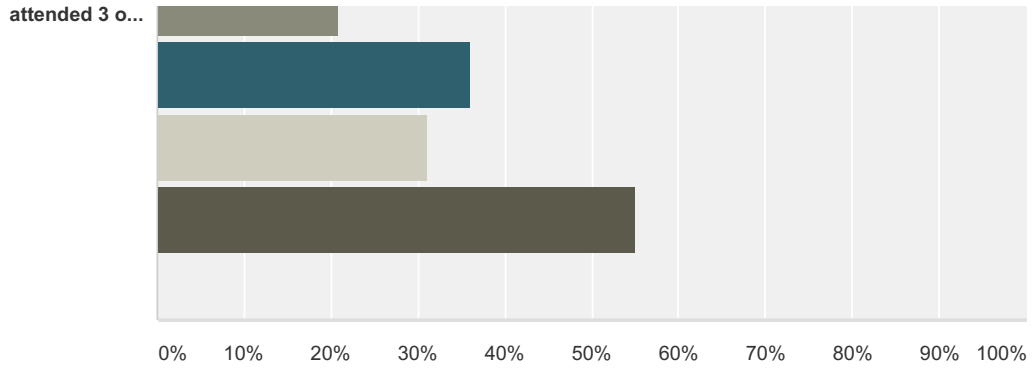
	Q1: This is my first semester. I am a new student at Cerro Coso Community College.	Q1: This is my second semester.	Q1: I have attended 3 or more semesters without a break in between.	Total
Please enter any additional comments related to the Financial Aid/Scholarships Office here:	23	24	42	89

Q32 If you HAVE NOT used any of Cerro Coso's Financial Aid/Scholarship office services, please indicate your TWO primary reasons.

Answered: 434 Skipped: 0



Spring 2015 Student Experience Survey

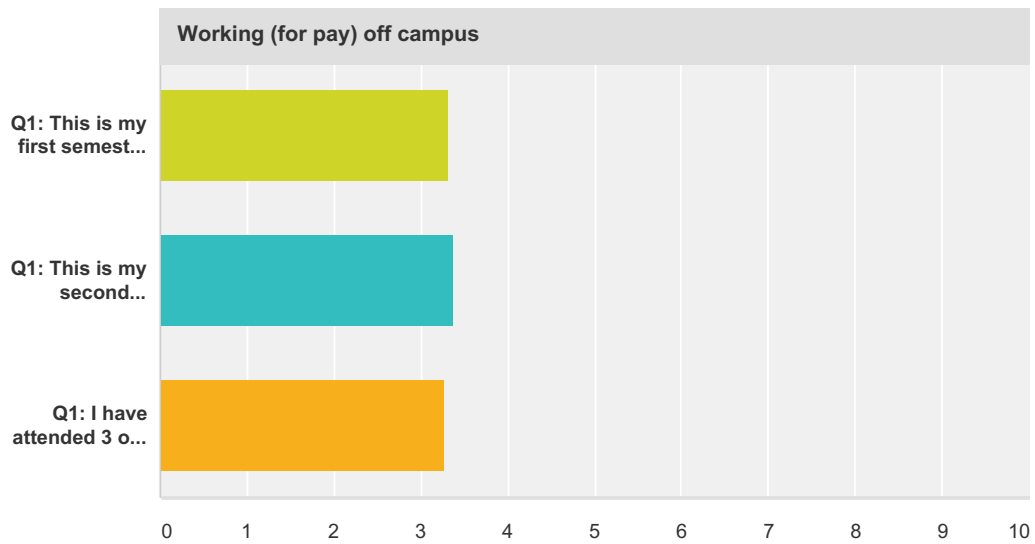
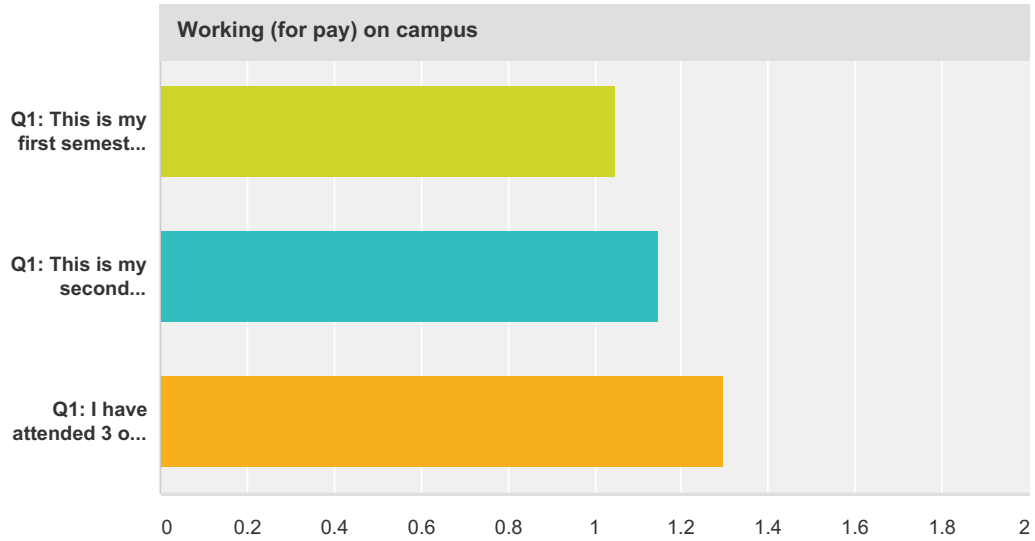


- Hours of operation are inconvenient.
- Unaware of services provided.
- The process is too complicated.
- I don't need financial aid.
- I don't think I would qualify.
- I know I don't qualify.
- Other

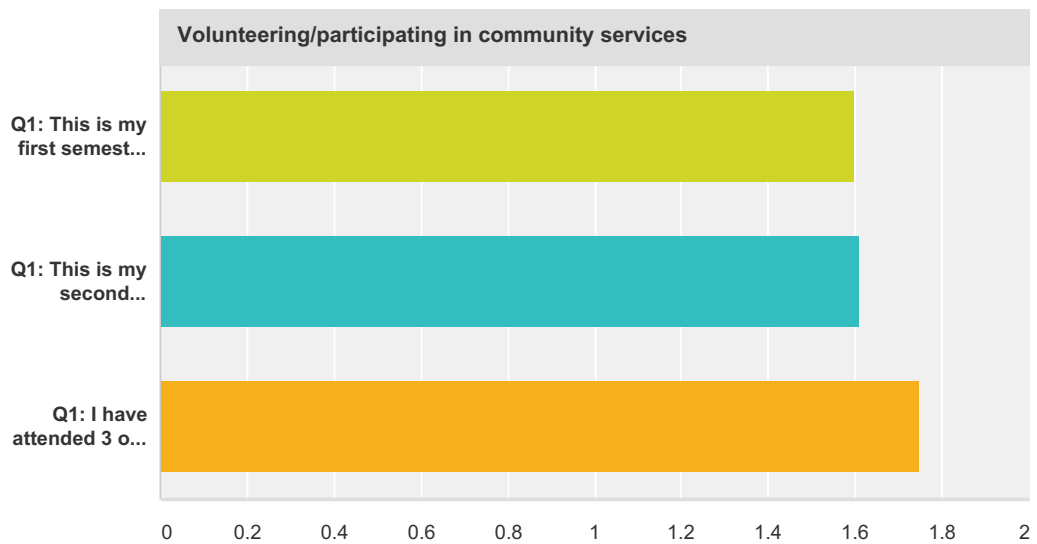
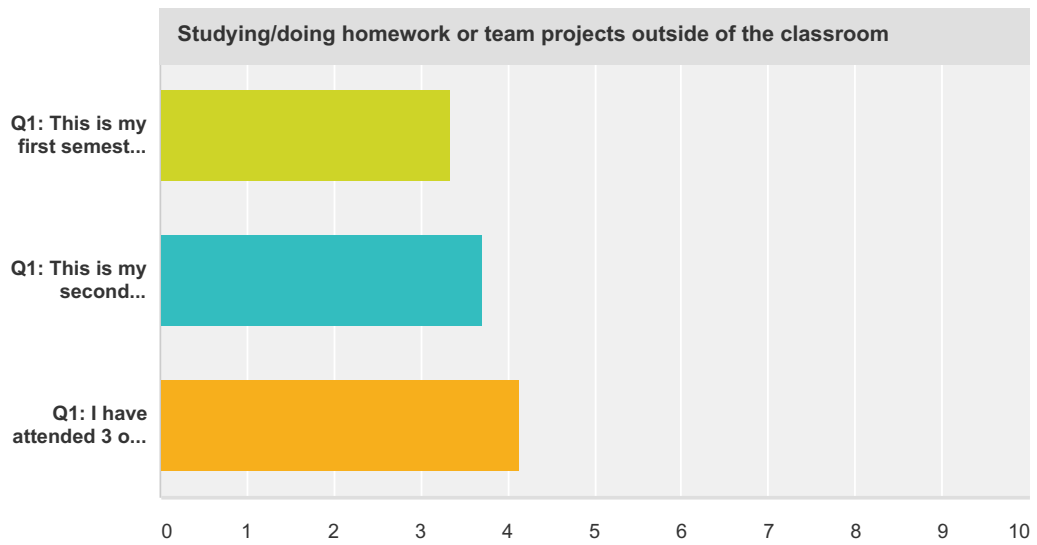
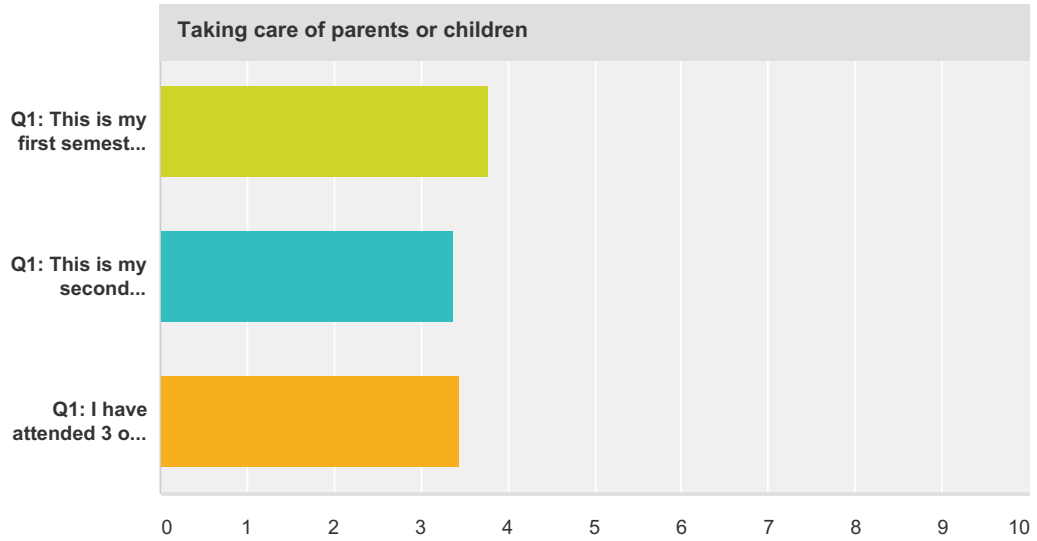
	Hours of operation are inconvenient.	Unaware of services provided.	The process is too complicated.	I don't need financial aid.	I don't think I would qualify.	I know I don't qualify.	Other	Total
Q1: This is my first semester. I am a new student at Cerro Coso Community College.	20.18% 22	35.78% 39	12.84% 14	19.27% 21	39.45% 43	23.85% 26	55.96% 61	52.07% 226
Q1: This is my second semester.	34.86% 38	31.19% 34	17.43% 19	20.18% 22	33.03% 36	21.10% 23	59.63% 65	54.61% 237
Q1: I have attended 3 or more semesters without a break in between.	30.09% 65	27.78% 60	12.96% 28	20.83% 45	36.11% 78	31.02% 67	55.09% 119	106.45% 462
Total Respondents	125	133	61	88	157	116	245	434
	Other (please specify):							Total
Q1: This is my first semester. I am a new student at Cerro Coso Community College.							54	54
Q1: This is my second semester.							64	64
Q1: I have attended 3 or more semesters without a break in between.							107	107

Q33 During this current semester, about how many hours do you spend in a typical 7-day week doing the following?

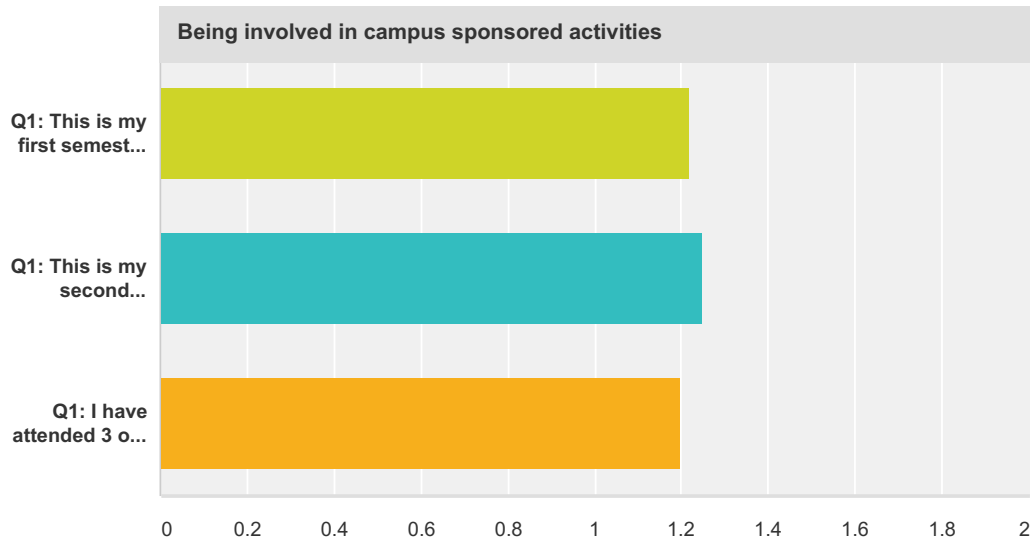
Answered: 434 Skipped: 0



Spring 2015 Student Experience Survey



Spring 2015 Student Experience Survey



Working (for pay) on campus								
	0 hours	1-5 hours	6-10 hours	11-20 hours	21-30 hours	31-40 hours	41+ hours	Total
Q1: This is my first semester. I am a new student at Cerro Coso Community College.	97.25% 106	1.83% 2	0.00% 0	0.92% 1	0.00% 0	0.00% 0	0.00% 0	25.12% 109
Q1: This is my second semester.	94.50% 103	0.92% 1	0.92% 1	2.75% 3	0.92% 1	0.00% 0	0.00% 0	25.12% 109
Q1: I have attended 3 or more semesters without a break in between.	88.43% 191	1.85% 4	4.17% 9	3.70% 8	0.93% 2	0.46% 1	0.46% 1	49.77% 216
Working (for pay) off campus								
	0 hours	1-5 hours	6-10 hours	11-20 hours	21-30 hours	31-40 hours	41+ hours	Total
Q1: This is my first semester. I am a new student at Cerro Coso Community College.	44.04% 48	3.67% 4	5.50% 6	10.09% 11	9.17% 10	15.60% 17	11.93% 13	25.12% 109
Q1: This is my second semester.	43.12% 47	6.42% 7	1.83% 2	9.17% 10	12.84% 14	10.09% 11	16.51% 18	25.12% 109
Q1: I have attended 3 or more semesters without a break in between.	45.37% 98	5.09% 11	4.63% 10	6.48% 14	8.33% 18	19.91% 43	10.19% 22	49.77% 216
Taking care of parents or children								
	0 hours	1-5 hours	6-10 hours	11-20 hours	21-30 hours	31-40 hours	41+ hours	Total
Q1: This is my first semester. I am a new student at Cerro Coso Community College.	42.20% 46	7.34% 8	0.92% 1	4.59% 5	4.59% 5	5.50% 6	34.86% 38	25.12% 109
Q1: This is my second semester.	45.87% 50	7.34% 8	8.26% 9	3.67% 4	0.00% 0	5.50% 6	29.36% 32	25.12% 109
Q1: I have attended 3 or more semesters without a break in between.	47.22% 102	4.63% 10	4.63% 10	7.87% 17	1.85% 4	4.17% 9	29.63% 64	49.77% 216
Studying/doing homework or team projects outside of the classroom								
	0 hours	1-5 hours	6-10 hours	11-20 hours	21-30 hours	31-40 hours	41+ hours	Total
Q1: This is my first semester. I am a new student at Cerro Coso Community College.	7.34% 8	17.43% 19	33.94% 37	23.85% 26	12.84% 14	2.75% 3	1.83% 2	25.12% 109

Spring 2015 Student Experience Survey

Q1: This is my second semester.	3.67% 4	15.60% 17	26.61% 29	25.69% 28	20.18% 22	5.50% 6	2.75% 3	25.12% 109
Q1: I have attended 3 or more semesters without a break in between.	1.85% 4	10.65% 23	19.91% 43	27.78% 60	25.46% 55	8.33% 18	6.02% 13	49.77% 216

Volunteering/participating in community services

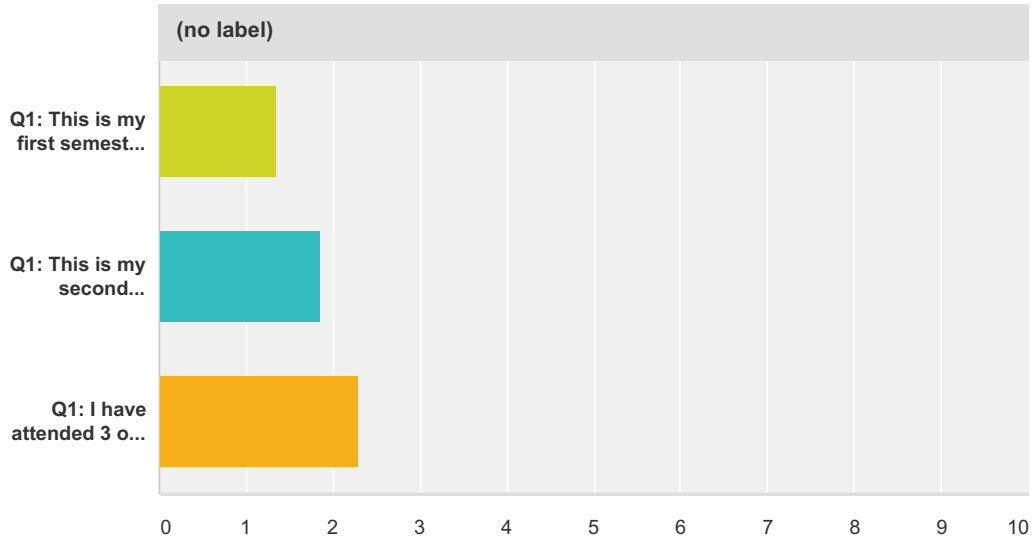
	0 hours	1-5 hours	6-10 hours	11-20 hours	21-30 hours	31-40 hours	41+ hours	Total
Q1: This is my first semester. I am a new student at Cerro Coso Community College.	61.47% 67	27.52% 30	5.50% 6	2.75% 3	1.83% 2	0.00% 0	0.92% 1	25.12% 109
Q1: This is my second semester.	60.55% 66	24.77% 27	7.34% 8	7.34% 8	0.00% 0	0.00% 0	0.00% 0	25.12% 109
Q1: I have attended 3 or more semesters without a break in between.	50.00% 108	34.26% 74	9.26% 20	4.63% 10	1.39% 3	0.00% 0	0.46% 1	49.77% 216

Being involved in campus sponsored activities

	0 hours	1-5 hours	6-10 hours	11-20 hours	21-30 hours	31-40 hours	41+ hours	Total
Q1: This is my first semester. I am a new student at Cerro Coso Community College.	88.99% 97	5.50% 6	2.75% 3	1.83% 2	0.00% 0	0.00% 0	0.92% 1	25.12% 109
Q1: This is my second semester.	81.65% 89	14.68% 16	1.83% 2	0.92% 1	0.92% 1	0.00% 0	0.00% 0	25.12% 109
Q1: I have attended 3 or more semesters without a break in between.	84.26% 182	13.89% 30	0.93% 2	0.46% 1	0.00% 0	0.00% 0	0.46% 1	49.77% 216

Q34 How often have you used the Cerro Coso Community College counseling services?

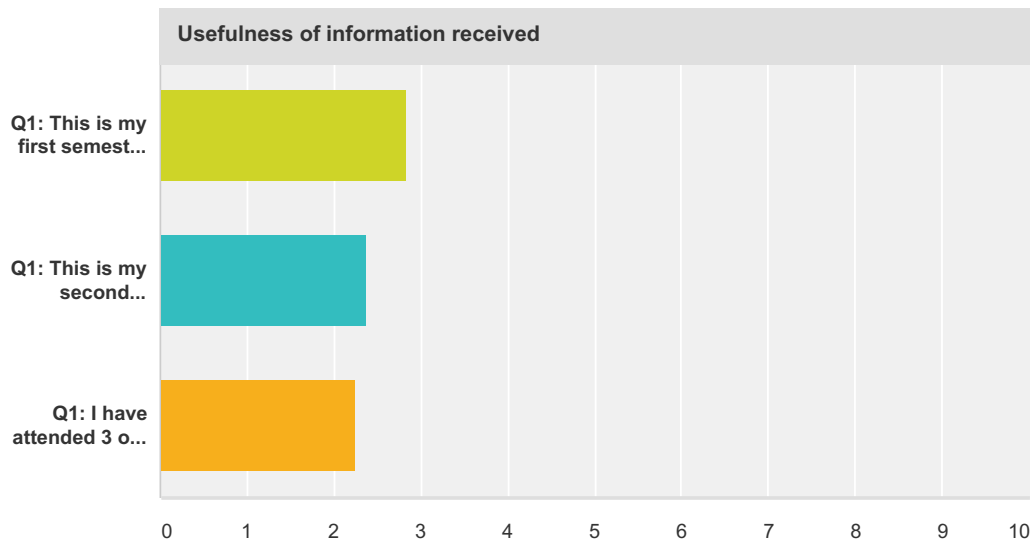
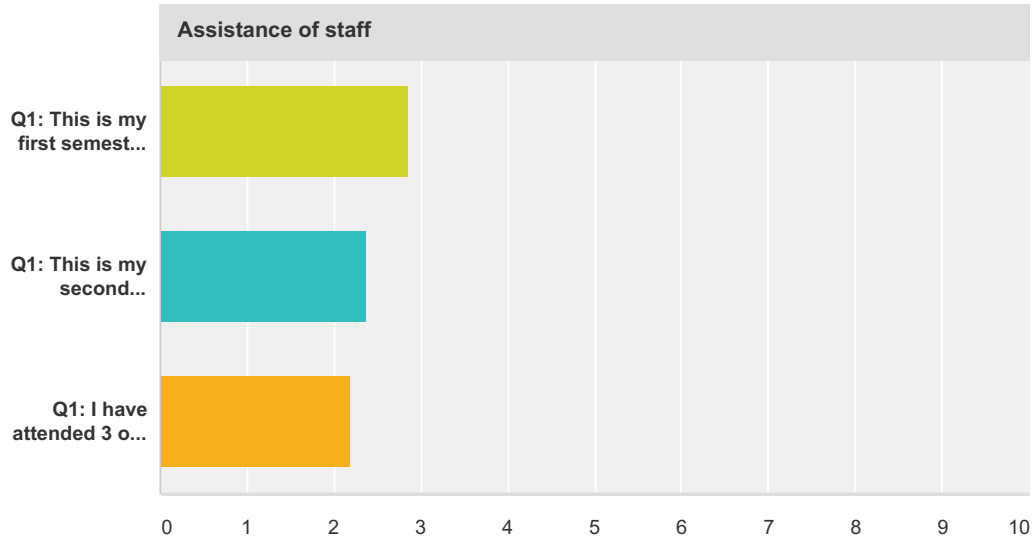
Answered: 427 Skipped: 7



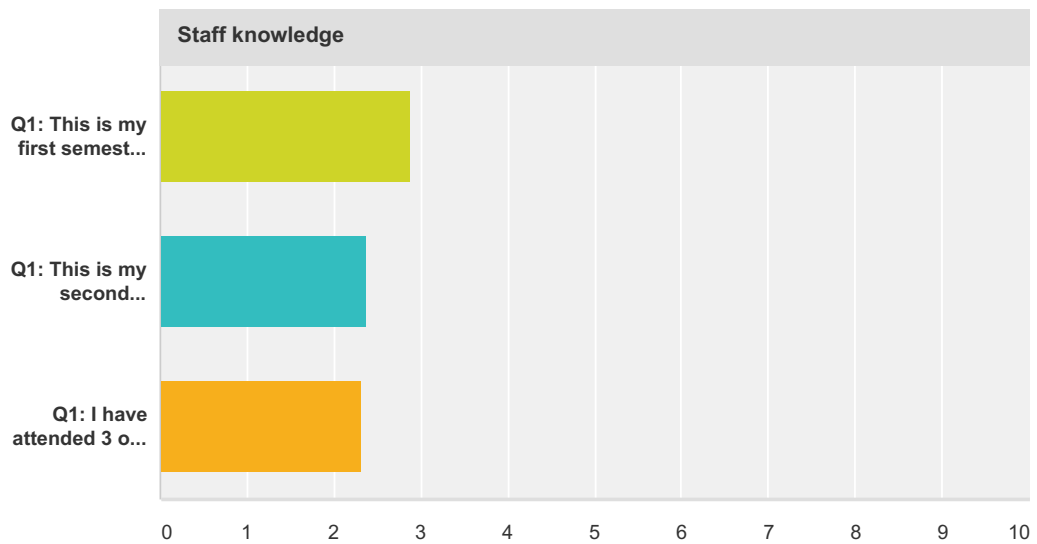
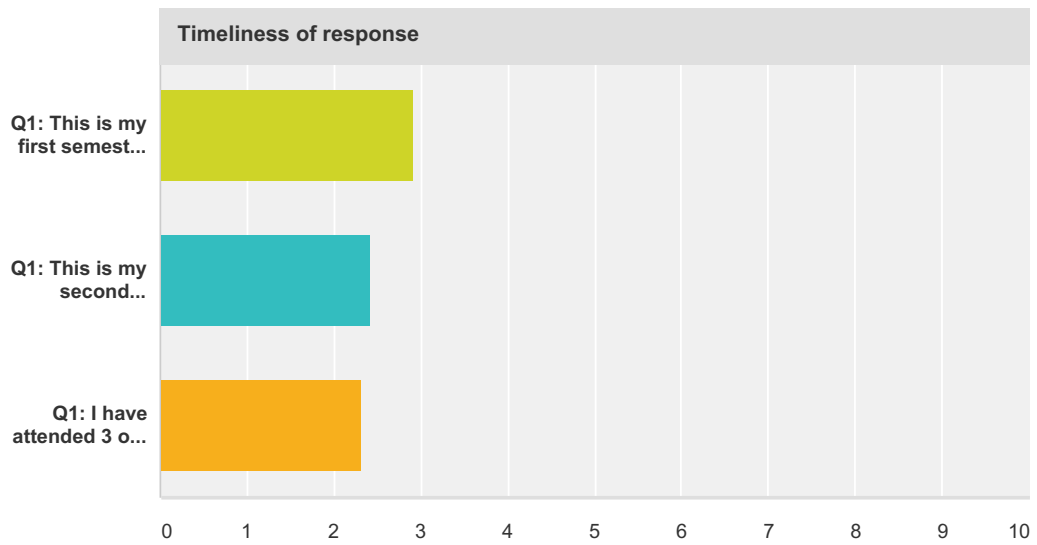
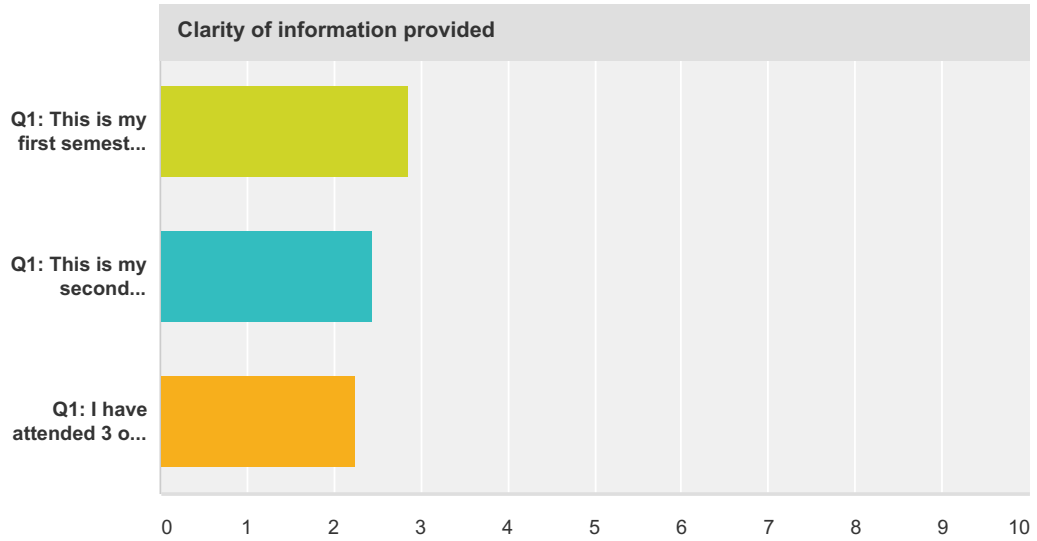
(no label)					
	0-1 time	2-3 times	4-6 times	7+ times	Total
Q1: This is my first semester. I am a new student at Cerro Coso Community College.	75.70%	16.82%	4.67%	2.80%	25.06%
	81	18	5	3	107
Q1: This is my second semester.	50.48%	26.67%	10.48%	12.38%	24.59%
	53	28	11	13	105
Q1: I have attended 3 or more semesters without a break in between.	32.56%	23.72%	25.12%	18.60%	50.35%
	70	51	54	40	215

Q35 Reflecting on your interactions with Cerro Coso's counseling services, please rate the following:

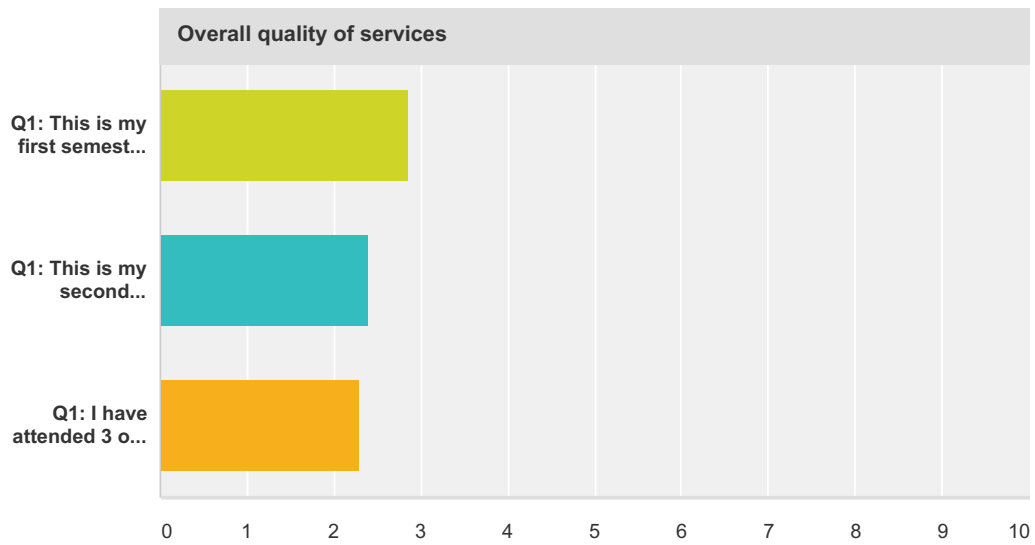
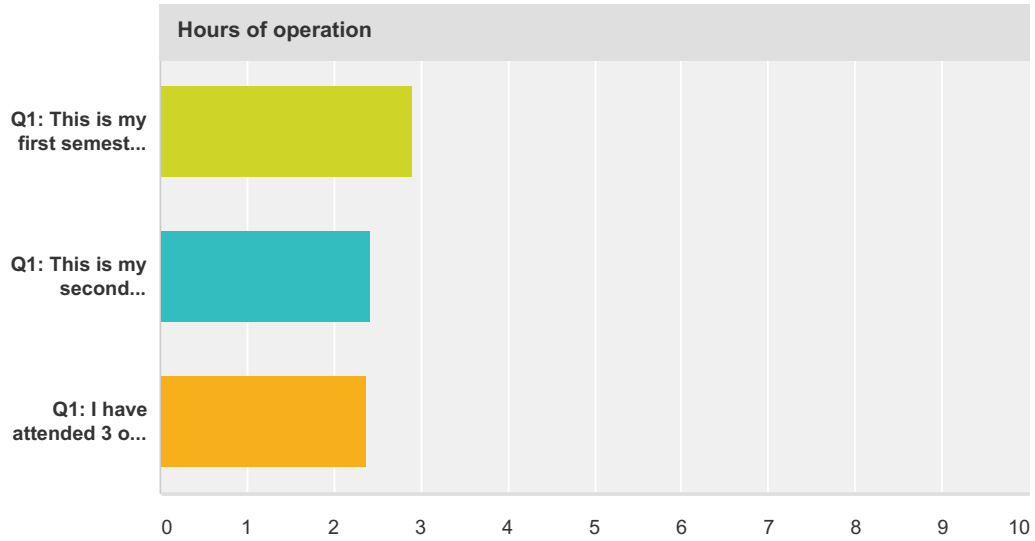
Answered: 434 Skipped: 0



Spring 2015 Student Experience Survey



Spring 2015 Student Experience Survey



Assistance of staff						
	Very Satisfied	Satisfied	Dissatisfied	Very Dissatisfied	Don't know - N/A	Total
Q1: This is my first semester. I am a new student at Cerro Coso Community College.	41.28% 45	15.60% 17	0.92% 1	0.92% 1	41.28% 45	25.12% 109
Q1: This is my second semester.	50.46% 55	17.43% 19	2.75% 3	1.83% 2	27.52% 30	25.12% 109
Q1: I have attended 3 or more semesters without a break in between.	50.00% 108	23.15% 50	4.63% 10	0.93% 2	21.30% 46	49.77% 216
Usefulness of information received						
	Very Satisfied	Satisfied	Dissatisfied	Very Dissatisfied	Don't know - N/A	Total
Q1: This is my first semester. I am a new student at Cerro Coso Community College.	41.67% 45	15.74% 17	0.00% 0	1.85% 2	40.74% 44	24.88% 108
Q1: This is my second semester.	51.38% 56	16.51% 18	3.67% 4	0.92% 1	27.52% 30	25.12% 109

Spring 2015 Student Experience Survey

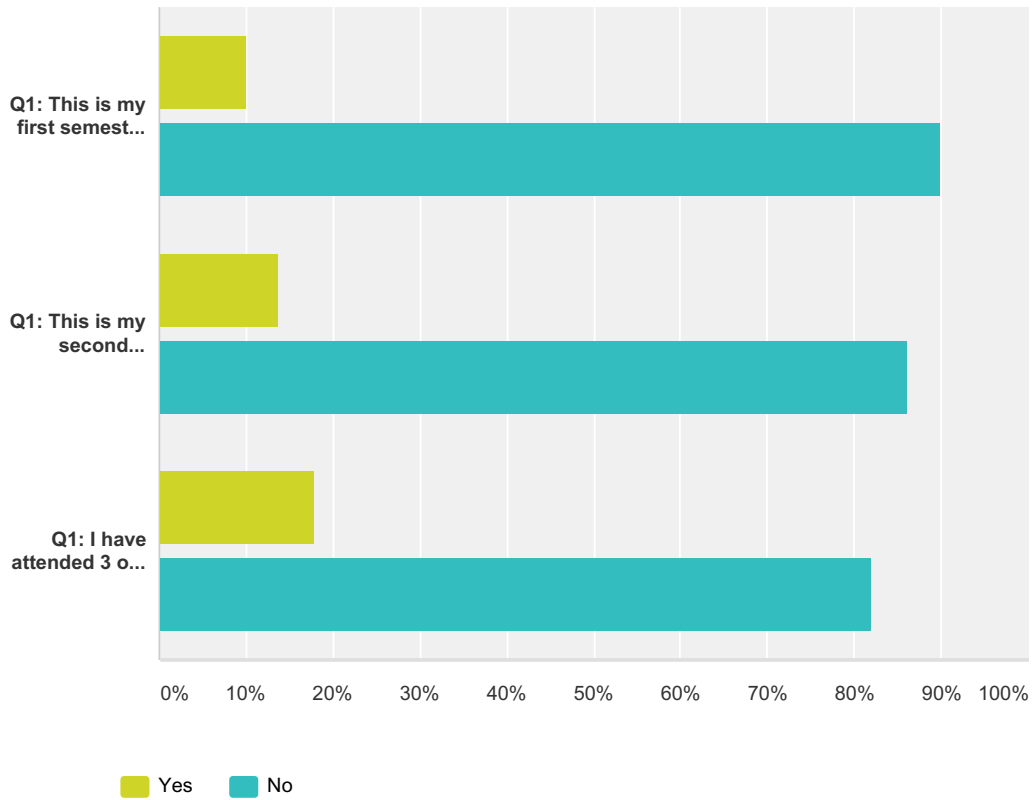
Q1: I have attended 3 or more semesters without a break in between.	47.44% 102	24.65% 53	4.65% 10	1.86% 4	21.40% 46	49.54% 215
Clarity of information provided						
	Very Satisfied	Satisfied	Dissatisfied	Very Dissatisfied	Don't know - N/A	Total
Q1: This is my first semester. I am a new student at Cerro Coso Community College.	38.89% 42	18.52% 20	0.93% 1	0.93% 1	40.74% 44	24.88% 108
Q1: This is my second semester.	47.22% 51	20.37% 22	1.85% 2	1.85% 2	28.70% 31	24.88% 108
Q1: I have attended 3 or more semesters without a break in between.	48.15% 104	22.69% 49	6.02% 13	2.31% 5	20.83% 45	49.77% 216
Timeliness of response						
	Very Satisfied	Satisfied	Dissatisfied	Very Dissatisfied	Don't know - N/A	Total
Q1: This is my first semester. I am a new student at Cerro Coso Community College.	37.96% 41	16.67% 18	1.85% 2	2.78% 3	40.74% 44	24.88% 108
Q1: This is my second semester.	50.00% 54	17.59% 19	1.85% 2	1.85% 2	28.70% 31	24.88% 108
Q1: I have attended 3 or more semesters without a break in between.	45.12% 97	25.12% 54	5.58% 12	1.86% 4	22.33% 48	49.54% 215
Staff knowledge						
	Very Satisfied	Satisfied	Dissatisfied	Very Dissatisfied	Don't know - N/A	Total
Q1: This is my first semester. I am a new student at Cerro Coso Community College.	38.32% 41	18.69% 20	0.93% 1	0.93% 1	41.12% 44	24.65% 107
Q1: This is my second semester.	48.62% 53	19.27% 21	3.67% 4	0.92% 1	27.52% 30	25.12% 109
Q1: I have attended 3 or more semesters without a break in between.	45.37% 98	23.61% 51	7.41% 16	2.31% 5	21.30% 46	49.77% 216
Hours of operation						
	Very Satisfied	Satisfied	Dissatisfied	Very Dissatisfied	Don't know - N/A	Total
Q1: This is my first semester. I am a new student at Cerro Coso Community College.	35.19% 38	21.30% 23	1.85% 2	0.93% 1	40.74% 44	24.88% 108
Q1: This is my second semester.	46.73% 50	20.56% 22	3.74% 4	0.93% 1	28.04% 30	24.65% 107
Q1: I have attended 3 or more semesters without a break in between.	40.47% 87	28.37% 61	6.98% 15	1.86% 4	22.33% 48	49.54% 215
Overall quality of services						
	Very Satisfied	Satisfied	Dissatisfied	Very Dissatisfied	Don't know - N/A	Total
Q1: This is my first semester. I am a new student at Cerro Coso Community College.	39.25% 42	17.76% 19	0.93% 1	0.93% 1	41.12% 44	24.65% 107
Q1: This is my second semester.	48.62% 53	18.35% 20	4.59% 5	0.92% 1	27.52% 30	25.12% 109
Q1: I have attended 3 or more semesters without a break in between.	44.44% 96	26.85% 58	4.63% 10	2.31% 5	21.76% 47	49.77% 216

Spring 2015 Student Experience Survey

	Q1: This is my first semester. I am a new student at Cerro Coso Community College.	Q1: This is my second semester.	Q1: I have attended 3 or more semesters without a break in between.	Total
Please provide any additional comments pertaining to counseling services:	8	14	34	56

Q36 Do you have a disability that impacts your performance in courses?

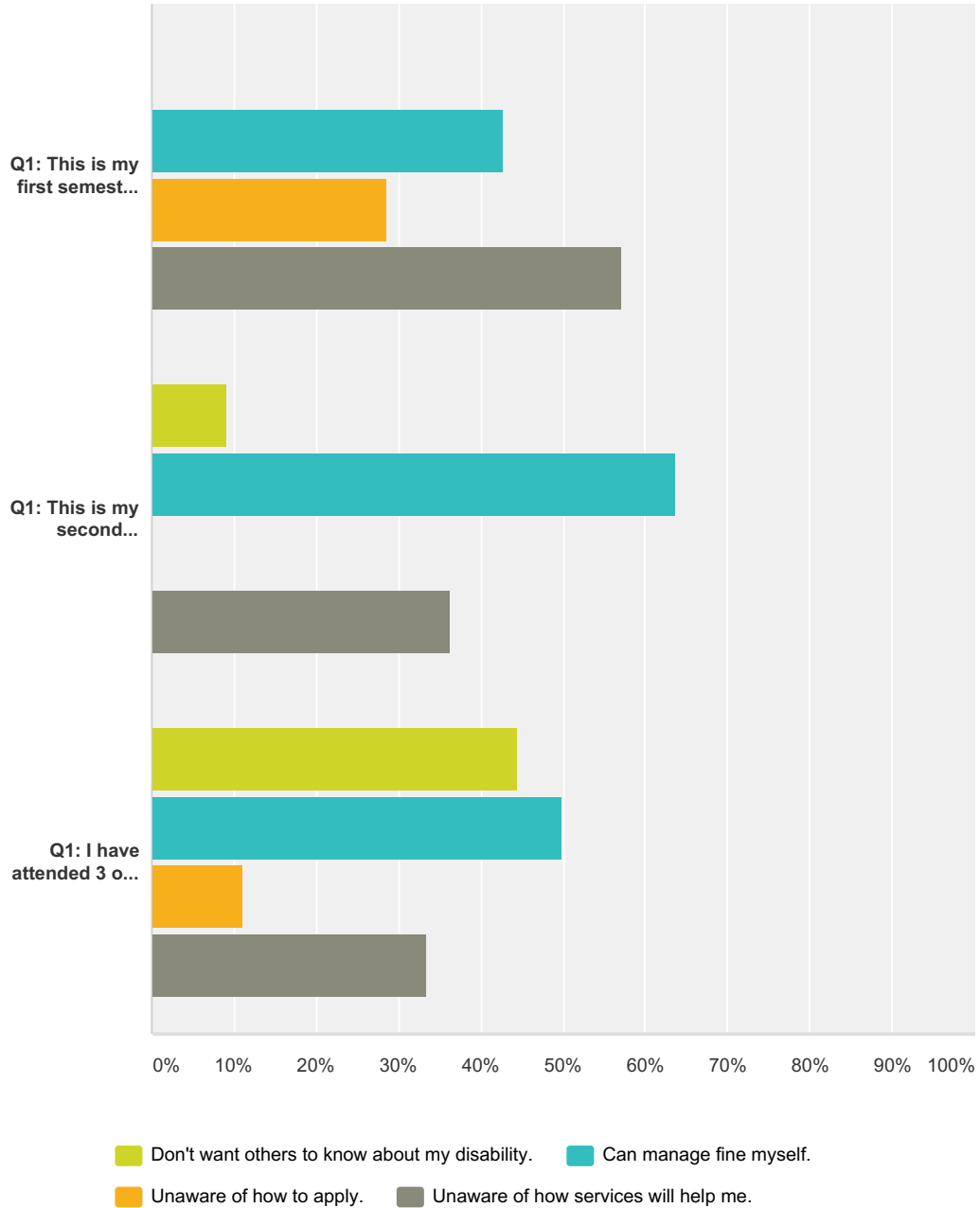
Answered: 434 Skipped: 0



	Yes	No	Total
Q1: This is my first semester. I am a new student at Cerro Coso Community College.	10.09% 11	89.91% 98	25.12% 109
Q1: This is my second semester.	13.76% 15	86.24% 94	25.12% 109
Q1: I have attended 3 or more semesters without a break in between.	18.06% 39	81.94% 177	49.77% 216
Total Respondents	65	369	434

Q37 If you answered Yes to the previous question and you have not applied for Disabled Students Programs and Services, please tell us why.

Answered: 36 Skipped: 398



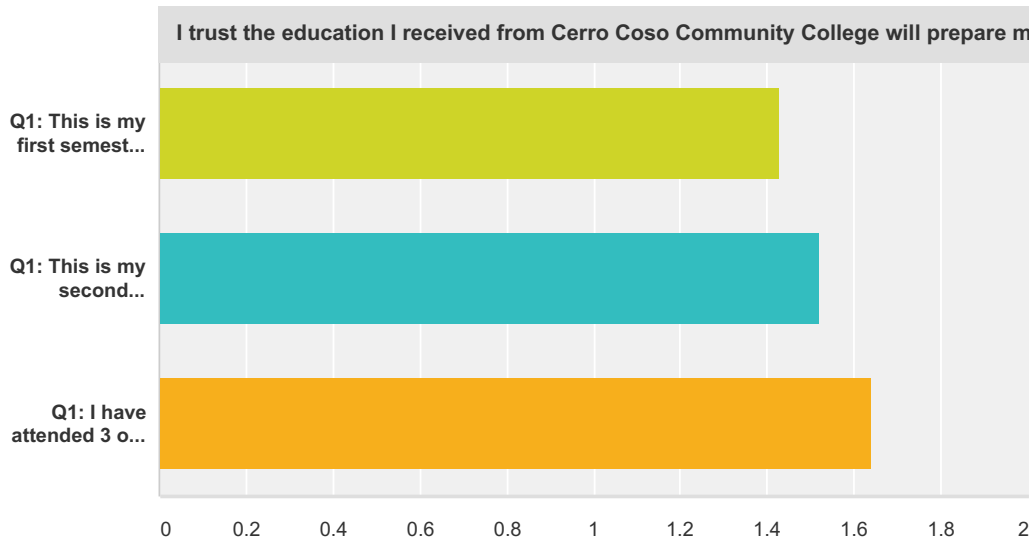
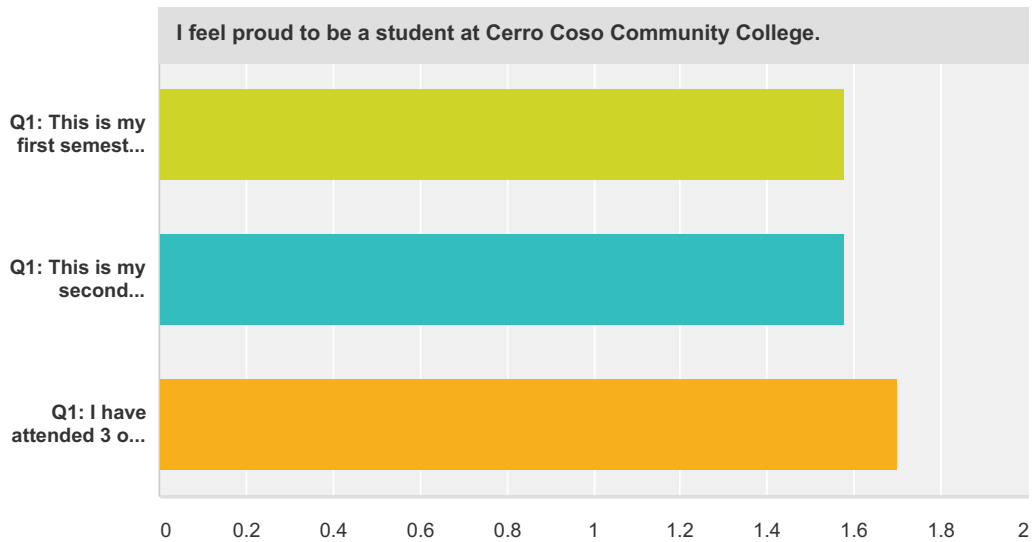
	Don't want others to know about my disability.	Can manage fine myself.	Unaware of how to apply.	Unaware of how services will help me.	Total
Q1: This is my first semester. I am a new student at Cerro Coso Community College.	0.00% 0	42.86% 3	28.57% 2	57.14% 4	25.00% 9
Q1: This is my second semester.	9.09% 1	63.64% 7	0.00% 0	36.36% 4	33.33% 12

Spring 2015 Student Experience Survey

Q1: I have attended 3 or more semesters without a break in between.	44.44% 8	50.00% 9	11.11% 2	33.33% 6	69.44% 25	
Total Respondents	9	19	4	14	36	
For a reason not listed, please specify:					Total	
Q1: This is my first semester. I am a new student at Cerro Coso Community College.					9	9
Q1: This is my second semester.					2	2
Q1: I have attended 3 or more semesters without a break in between.					12	12

Q38 Please rate your level of agreement with the following statements:

Answered: 434 Skipped: 0



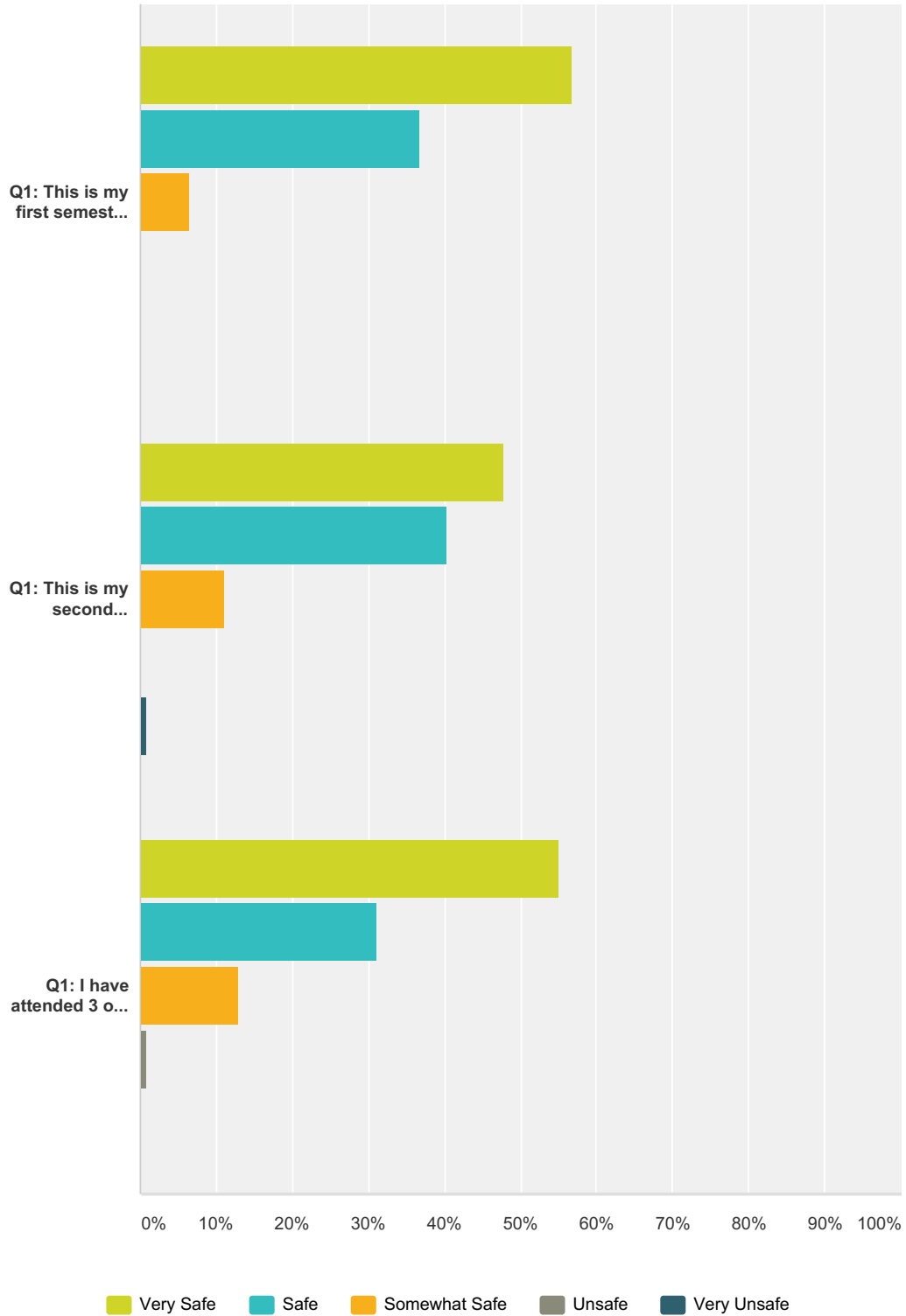
I feel proud to be a student at Cerro Coso Community College.						
	Strongly Agree	Agree	Somewhat Agree	Disagree	Strongly Disagree	Total
Q1: This is my first semester. I am a new student at Cerro Coso Community College.	59.63% 65	24.77% 27	13.76% 15	1.83% 2	0.00% 0	25.12% 109
Q1: This is my second semester.	59.63% 65	25.69% 28	12.84% 14	0.92% 1	0.92% 1	25.12% 109
Q1: I have attended 3 or more semesters without a break in between.	49.07% 106	35.19% 76	12.96% 28	2.31% 5	0.46% 1	49.77% 216
I trust the education I received from Cerro Coso Community College will prepare me for future success.						
	Strongly Agree	Agree	Somewhat Agree	Disagree	Strongly Disagree	Total

Spring 2015 Student Experience Survey

Q1: This is my first semester. I am a new student at Cerro Coso Community College.	68.81% 75	21.10% 23	8.26% 9	1.83% 2	0.00% 0	25.12% 109
Q1: This is my second semester.	61.47% 67	28.44% 31	7.34% 8	1.83% 2	0.92% 1	25.12% 109
Q1: I have attended 3 or more semesters without a break in between.	53.24% 115	32.41% 70	12.04% 26	1.85% 4	0.46% 1	49.77% 216

Q39 Please rate below how safe you feel on the Cerro Coso Community College campus that you attend:

Answered: 434 Skipped: 0

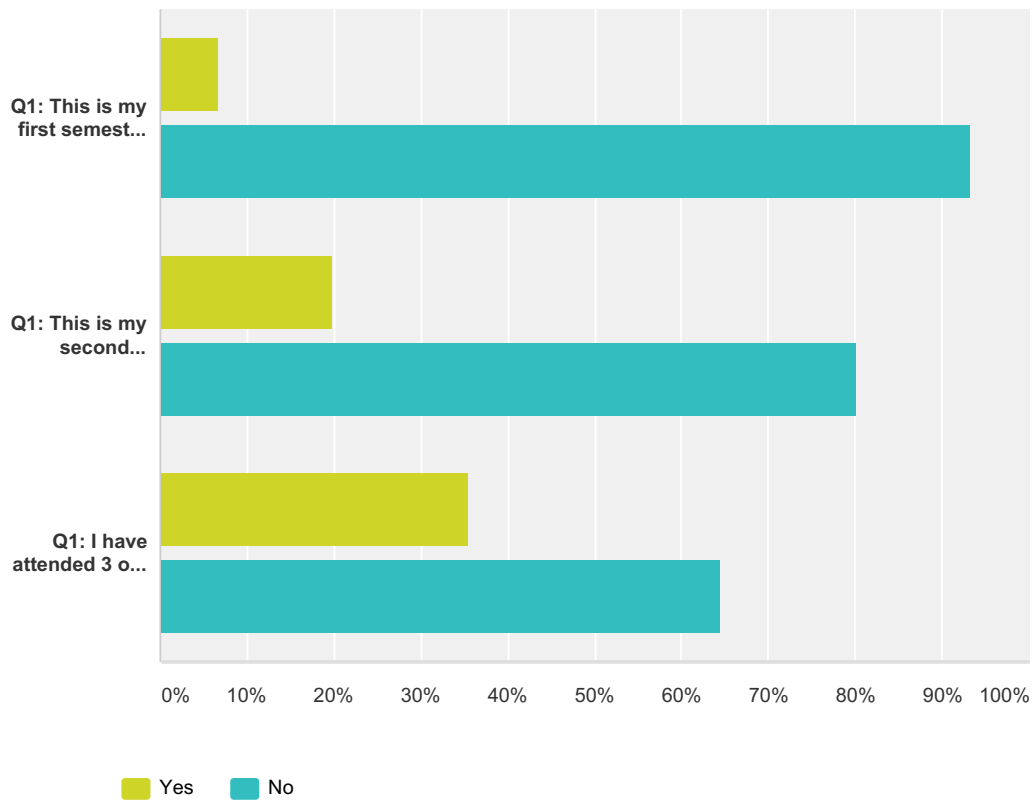


Spring 2015 Student Experience Survey

	Very Safe	Safe	Somewhat Safe	Unsafe	Very Unsafe	Total	
Q1: This is my first semester. I am a new student at Cerro Coso Community College.	56.88% 62	36.70% 40	6.42% 7	0.00% 0	0.00% 0	25.12% 109	
Q1: This is my second semester.	47.71% 52	40.37% 44	11.01% 12	0.00% 0	0.92% 1	25.12% 109	
Q1: I have attended 3 or more semesters without a break in between.	55.09% 119	31.02% 67	12.96% 28	0.93% 2	0.00% 0	49.77% 216	
Total Respondents	233	151	47	2	1	434	
	If you have any comments or suggestions regarding safety at Cerro Coso, please share below:					Total	
Q1: This is my first semester. I am a new student at Cerro Coso Community College.						15	15
Q1: This is my second semester.						14	14
Q1: I have attended 3 or more semesters without a break in between.						43	43

Q40 Have you participated in a safety drill at the college?

Answered: 426 Skipped: 8

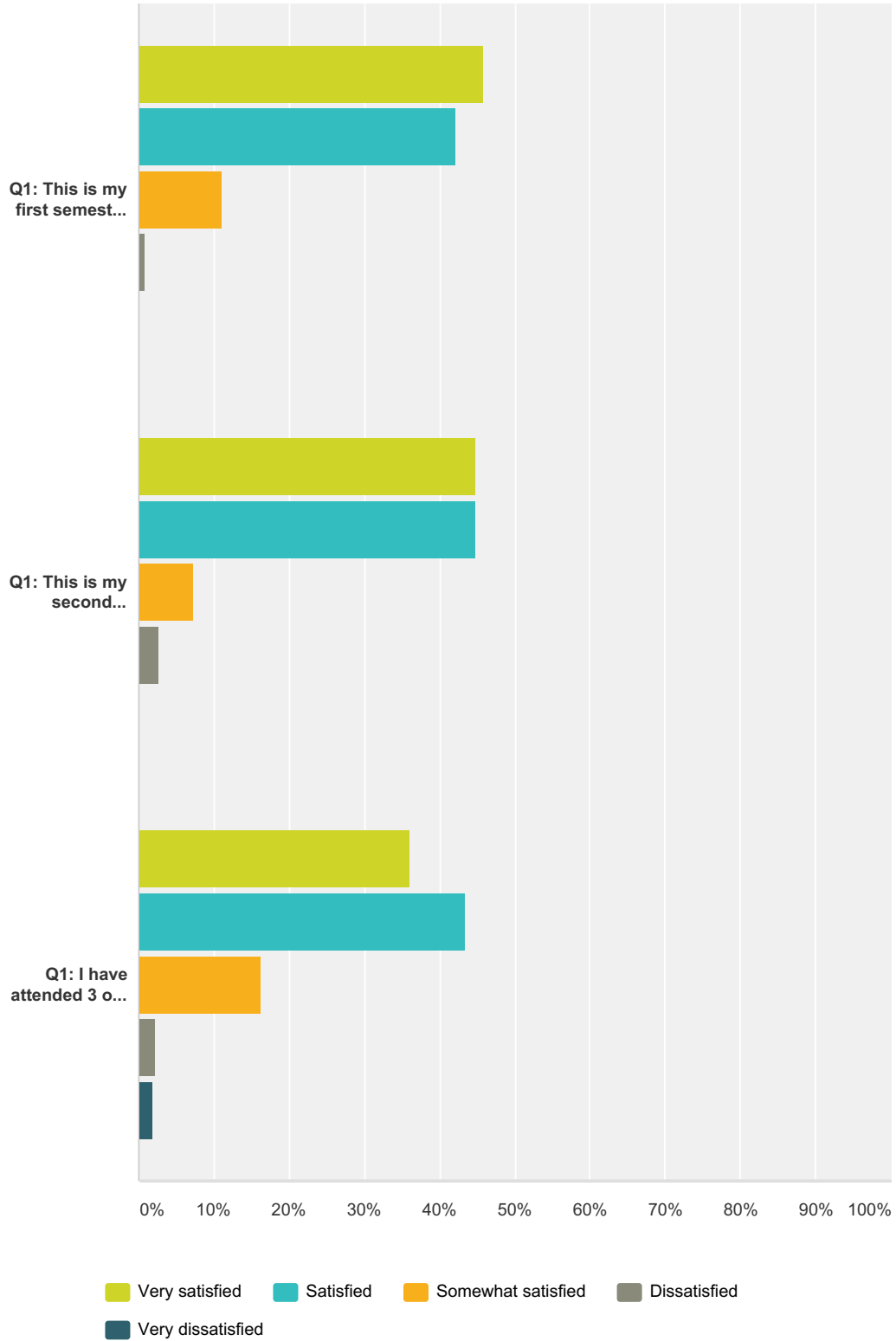


	Yes	No	Total
Q1: This is my first semester. I am a new student at Cerro Coso Community College.	6.60% 7	93.40% 99	24.88% 106
Q1: This is my second semester.	19.81% 21	80.19% 85	24.88% 106
Q1: I have attended 3 or more semesters without a break in between.	35.51% 76	64.49% 138	50.23% 214
Total Respondents	104	322	426

	If yes, do you feel the safety drills provided are adequate?	Total
Q1: This is my first semester. I am a new student at Cerro Coso Community College.	3	3
Q1: This is my second semester.	18	18
Q1: I have attended 3 or more semesters without a break in between.	47	47

Q41 Please rate your overall satisfaction with the condition of the Cerro Coso facilities (classrooms, bathrooms, offices, Student Center, library, etc.) below:

Answered: 434 Skipped: 0

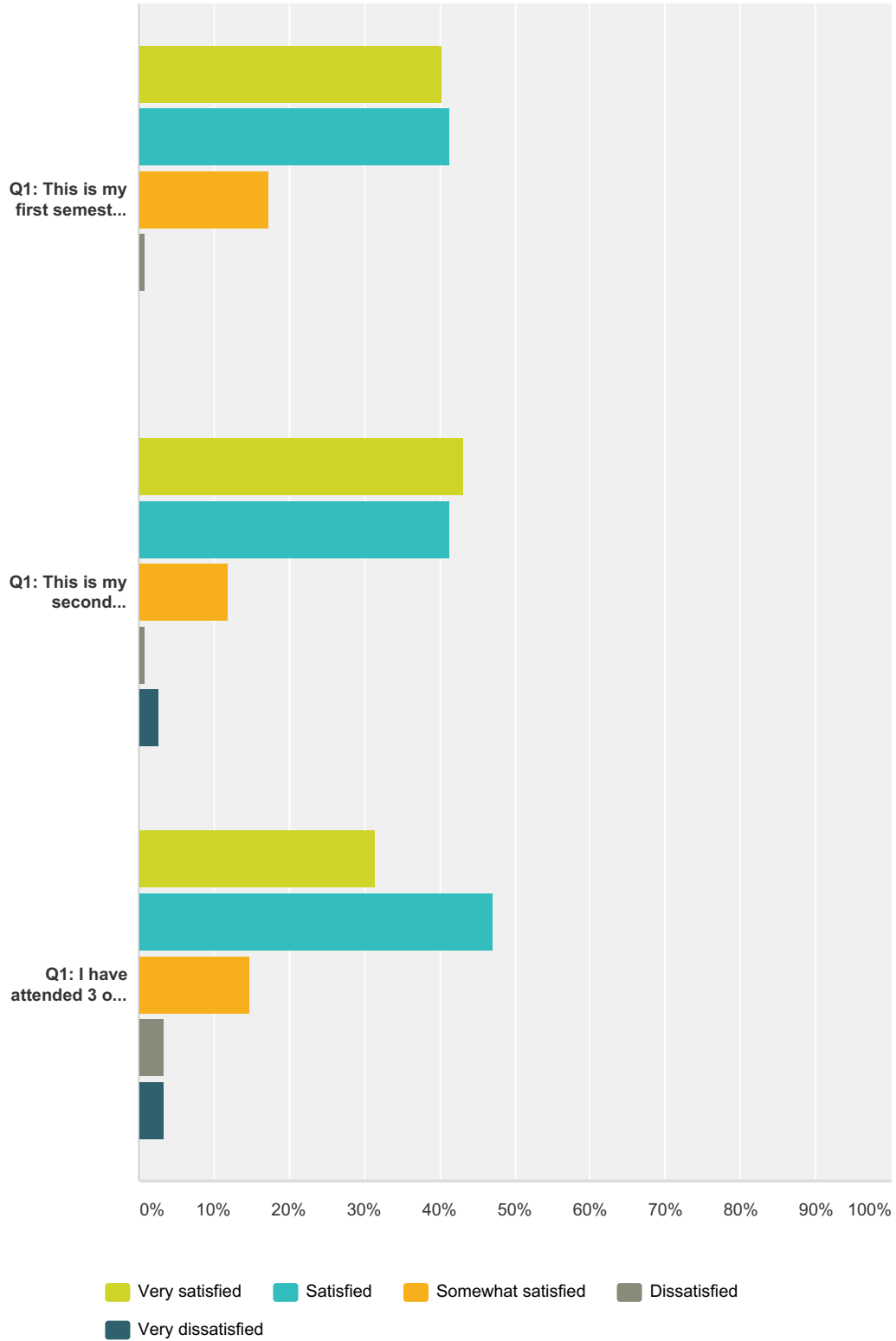


Spring 2015 Student Experience Survey

	Very satisfied	Satisfied	Somewhat satisfied	Dissatisfied	Very dissatisfied	Total	
Q1: This is my first semester. I am a new student at Cerro Coso Community College.	45.87% 50	42.20% 46	11.01% 12	0.92% 1	0.00% 0	25.12% 109	
Q1: This is my second semester.	44.95% 49	44.95% 49	7.34% 8	2.75% 3	0.00% 0	25.12% 109	
Q1: I have attended 3 or more semesters without a break in between.	36.11% 78	43.52% 94	16.20% 35	2.31% 5	1.85% 4	49.77% 216	
Total Respondents	177	189	55	9	4	434	
	If you have any comments or suggestions regarding the Cerro Coso facilities, please share below					Total	
Q1: This is my first semester. I am a new student at Cerro Coso Community College.						20	20
Q1: This is my second semester.						13	13
Q1: I have attended 3 or more semesters without a break in between.						50	50

Q42 Please rate your overall satisfaction with the grounds (outside common areas, sculpture garden, lawn areas, pathways, etc.) at Cerro Coso Community College:

Answered: 434 Skipped: 0

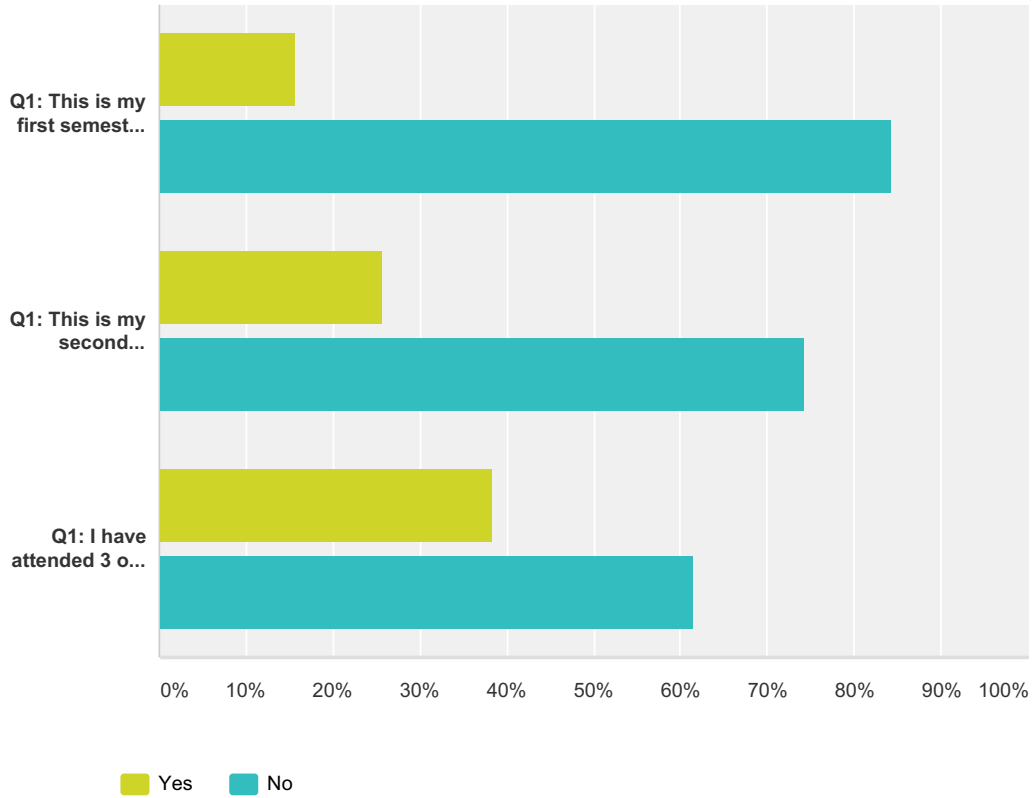


Spring 2015 Student Experience Survey

	Very satisfied	Satisfied	Somewhat satisfied	Dissatisfied	Very dissatisfied	Total
Q1: This is my first semester. I am a new student at Cerro Coso Community College.	40.37% 44	41.28% 45	17.43% 19	0.92% 1	0.00% 0	25.12% 109
Q1: This is my second semester.	43.12% 47	41.28% 45	11.93% 13	0.92% 1	2.75% 3	25.12% 109
Q1: I have attended 3 or more semesters without a break in between.	31.48% 68	47.22% 102	14.81% 32	3.24% 7	3.24% 7	49.77% 216
Total Respondents	159	192	64	9	10	434
	If you have any comments or suggestions regarding the grounds at Cerro Coso, please share below.					Total
Q1: This is my first semester. I am a new student at Cerro Coso Community College.						20 20
Q1: This is my second semester.						13 13
Q1: I have attended 3 or more semesters without a break in between.						42 42

Q43 Have you ever participated in student activities or events at Cerro Coso Community College?

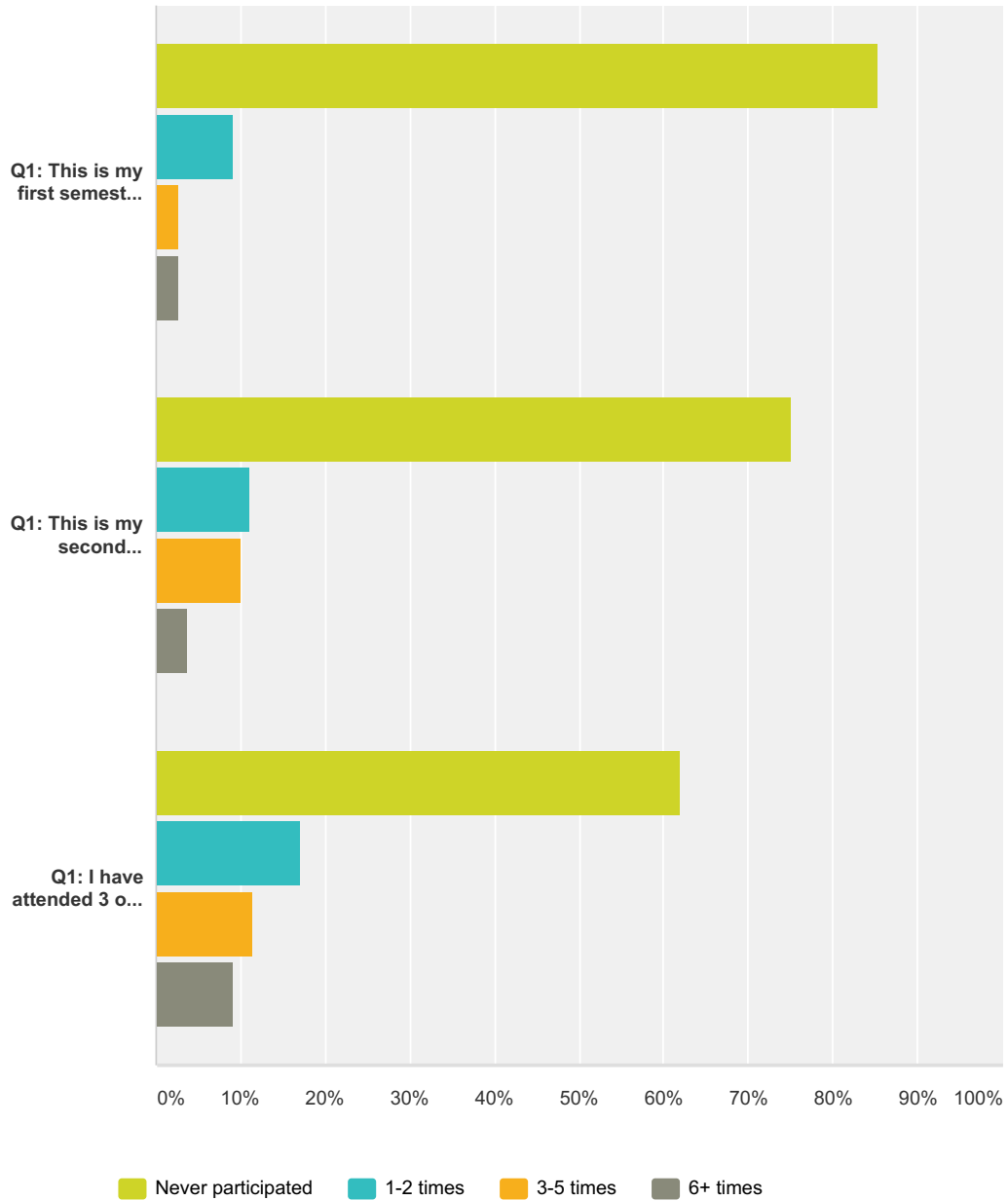
Answered: 434 Skipped: 0



	Yes	No	Total
Q1: This is my first semester. I am a new student at Cerro Coso Community College.	15.60% 17	84.40% 92	25.12% 109
Q1: This is my second semester.	25.69% 28	74.31% 81	25.12% 109
Q1: I have attended 3 or more semesters without a break in between.	38.43% 83	61.57% 133	49.77% 216
Total Respondents	128	306	434

Q44 How frequently have you participated?

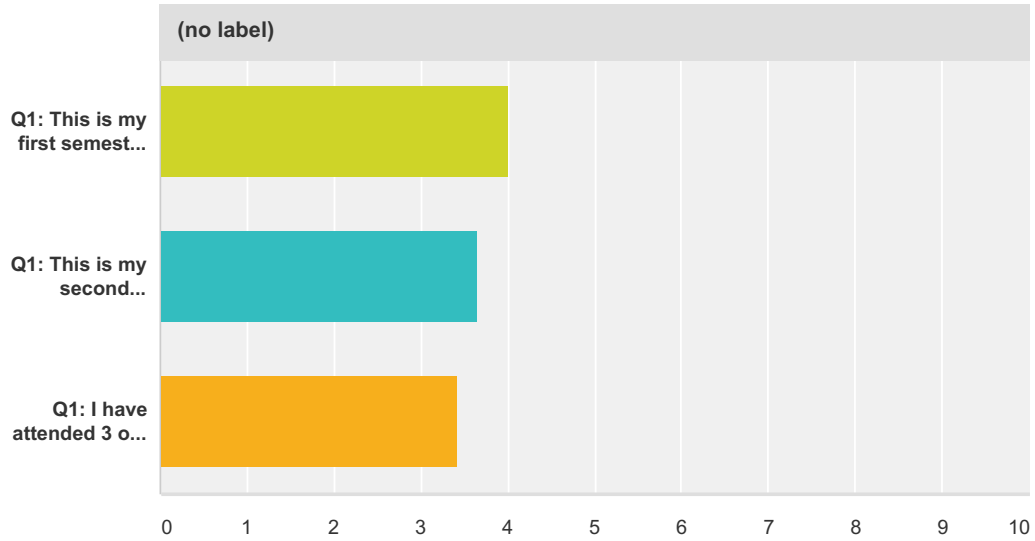
Answered: 434 Skipped: 0



	Never participated	1-2 times	3-5 times	6+ times	Total
Q1: This is my first semester. I am a new student at Cerro Coso Community College.	85.32% 93	9.17% 10	2.75% 3	2.75% 3	25.12% 109
Q1: This is my second semester.	75.23% 82	11.01% 12	10.09% 11	3.67% 4	25.12% 109
Q1: I have attended 3 or more semesters without a break in between.	62.04% 134	17.13% 37	11.57% 25	9.26% 20	49.77% 216
Total Respondents	309	59	39	27	434

Q45 How satisfied are you with the student activities available at Cerro Coso Community College?

Answered: 434 Skipped: 0

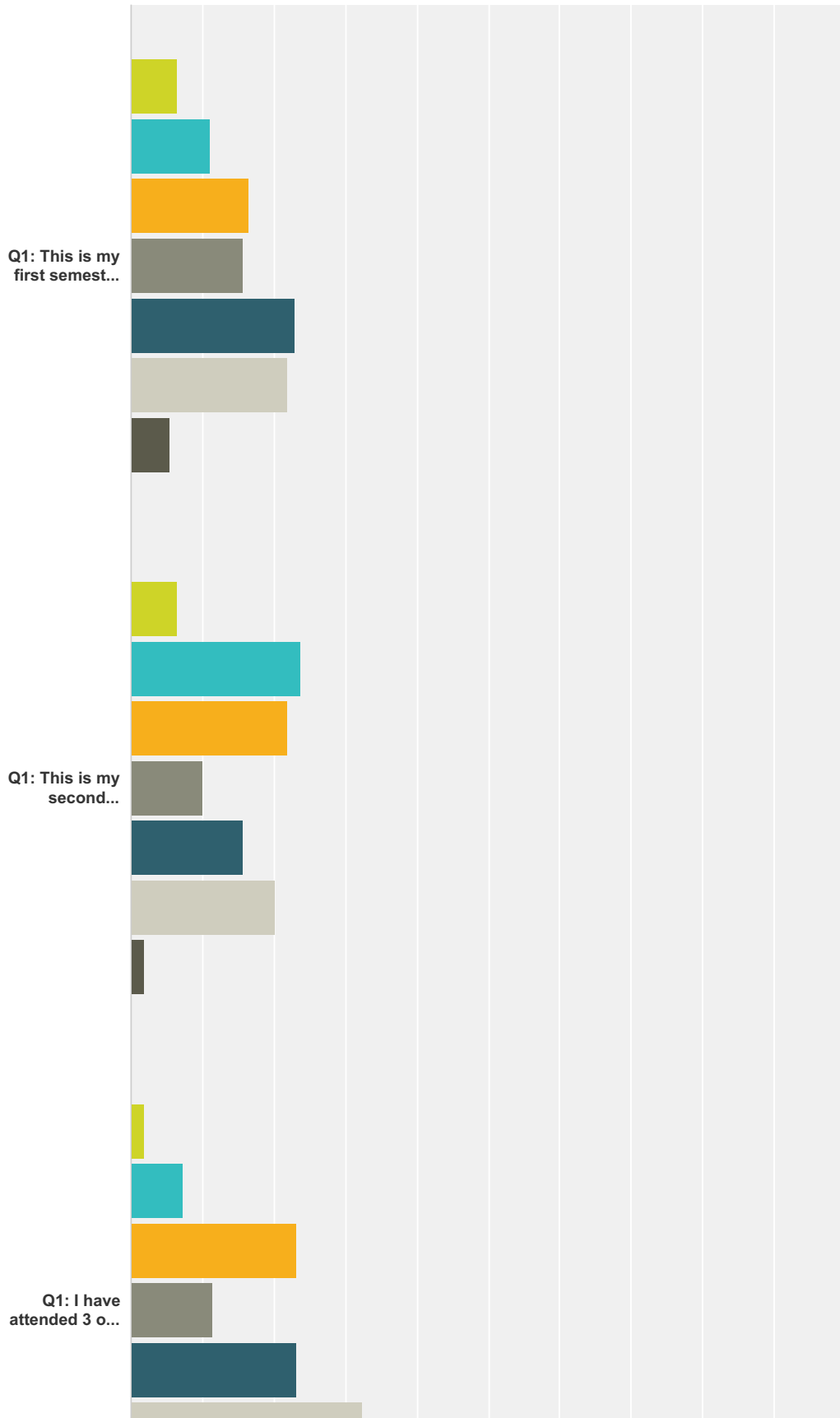


(no label)						
	Very Satisfied	Satisfied	Dissatisfied	Very Dissatisfied	Not Applicable	Total
Q1: This is my first semester. I am a new student at Cerro Coso Community College.	10.09% 11	16.51% 18	4.59% 5	0.00% 0	68.81% 75	25.12% 109
Q1: This is my second semester.	11.93% 13	27.52% 30	1.83% 2	0.00% 0	58.72% 64	25.12% 109
Q1: I have attended 3 or more semesters without a break in between.	15.28% 33	28.24% 61	5.09% 11	1.39% 3	50.00% 108	49.77% 216

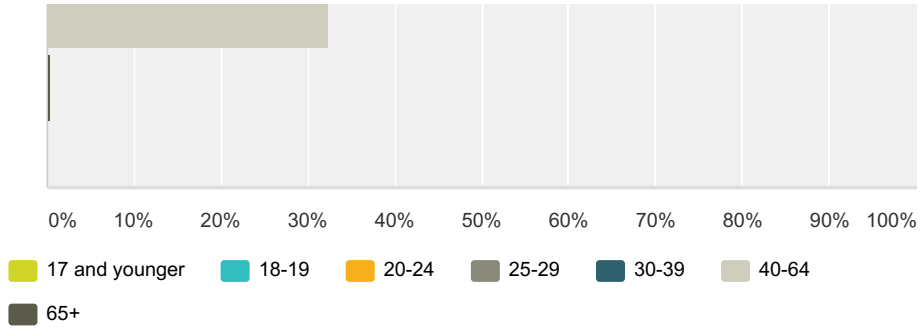
	Q1: This is my first semester. I am a new student at Cerro Coso Community College.	Q1: This is my second semester.	Q1: I have attended 3 or more semesters without a break in between.	Total
Do you have suggestions for additional activities you would like to have available at Cerro Coso? If so, please provide specific information.	8	8	22	38

Q46 Please indicate your age:

Answered: 434 Skipped: 0



Spring 2015 Student Experience Survey

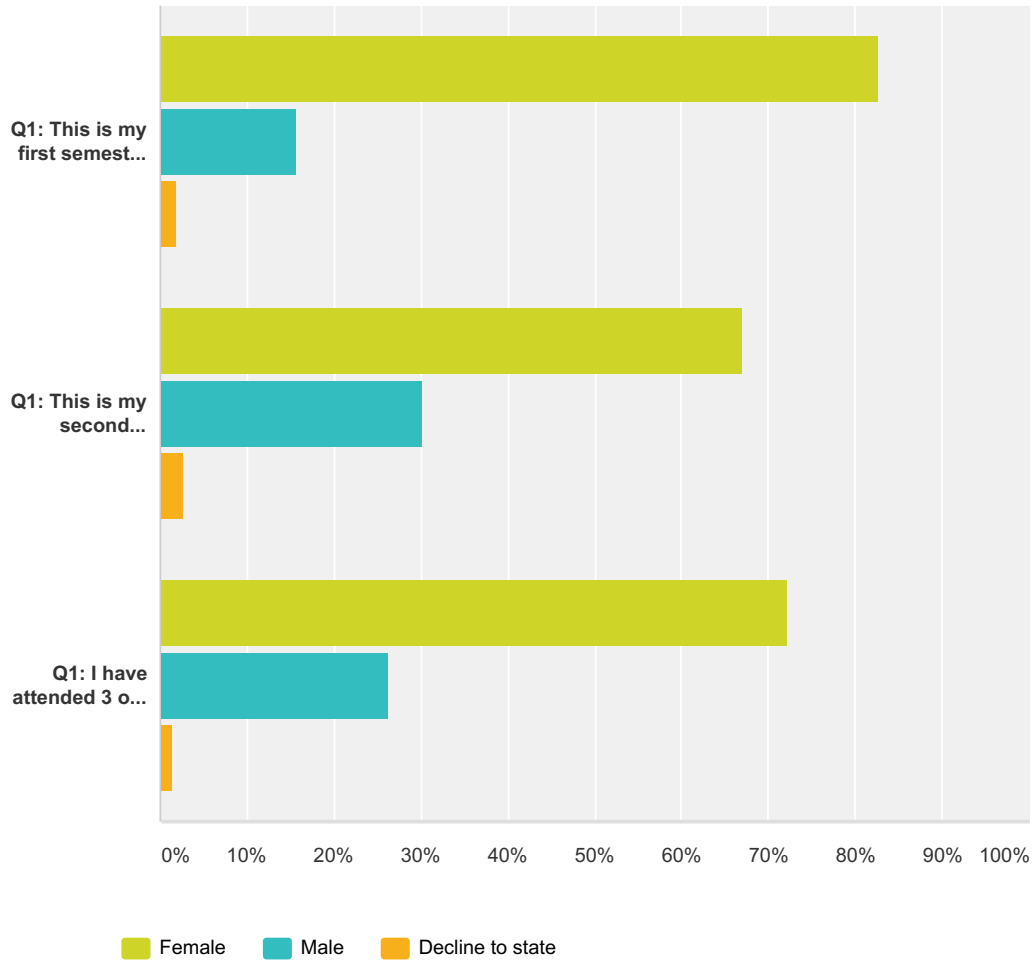


	17 and younger	18-19	20-24	25-29	30-39	40-64	65+	Total
Q1: This is my first semester. I am a new student at Cerro Coso Community College.	6.42% 7	11.01% 12	16.51% 18	15.60% 17	22.94% 25	22.02% 24	5.50% 6	25.12% 109
Q1: This is my second semester.	6.42% 7	23.85% 26	22.02% 24	10.09% 11	15.60% 17	20.18% 22	1.83% 2	25.12% 109
Q1: I have attended 3 or more semesters without a break in between.	1.85% 4	7.41% 16	23.15% 50	11.57% 25	23.15% 50	32.41% 70	0.46% 1	49.77% 216
Total Respondents	18	54	92	53	92	116	9	434

Spring 2015 Student Experience Survey

Q47 Please indicate your gender:

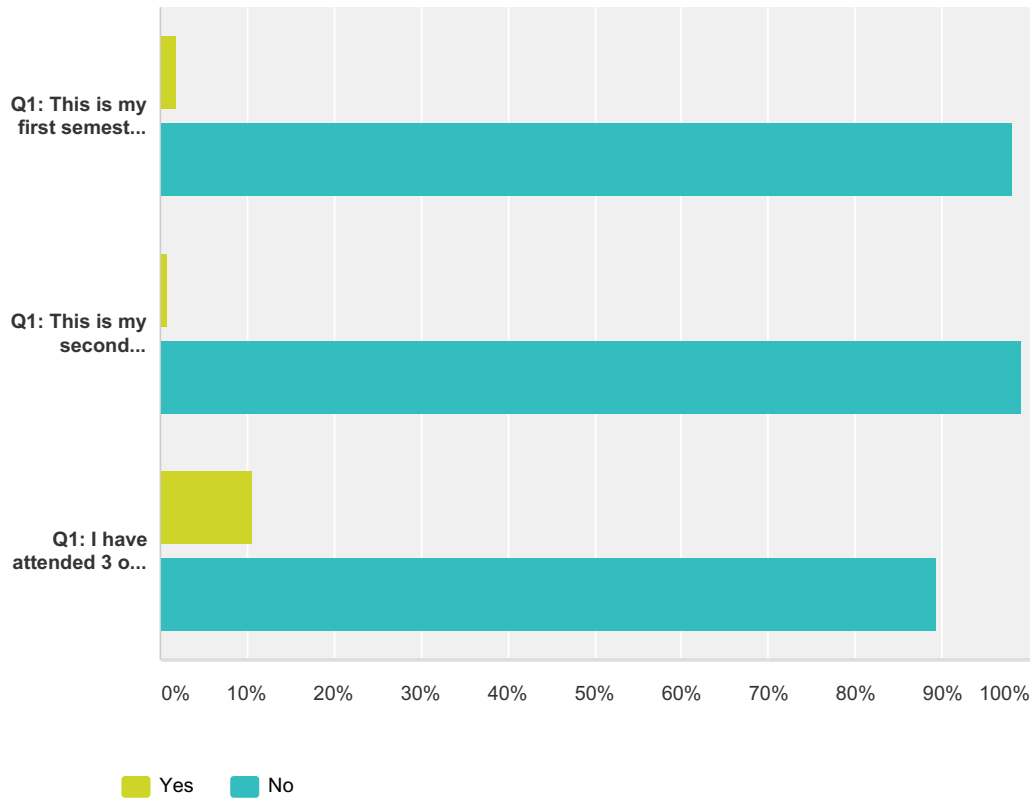
Answered: 434 Skipped: 0



	Female	Male	Decline to state	Total
Q1: This is my first semester. I am a new student at Cerro Coso Community College.	82.57% 90	15.60% 17	1.83% 2	25.12% 109
Q1: This is my second semester.	66.97% 73	30.28% 33	2.75% 3	25.12% 109
Q1: I have attended 3 or more semesters without a break in between.	72.22% 156	26.39% 57	1.39% 3	49.77% 216
Total Respondents	319	107	8	434

Q48 Are you a Veteran of the U.S. Armed Forces?

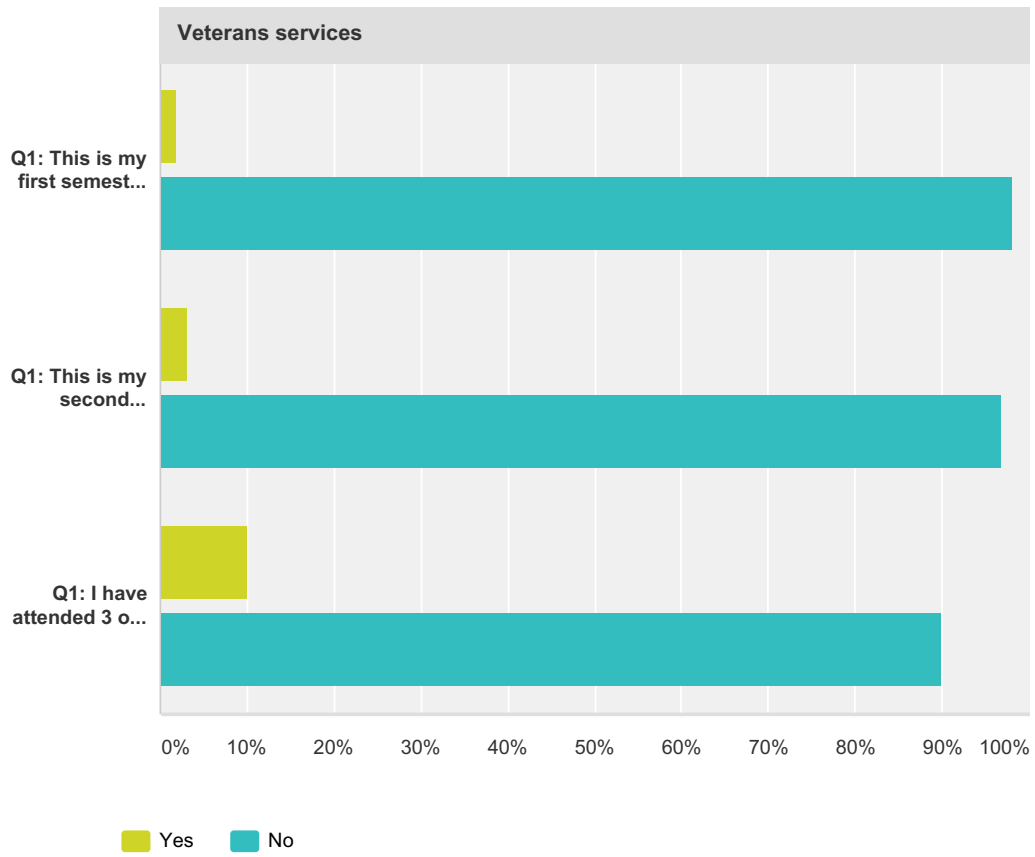
Answered: 434 Skipped: 0



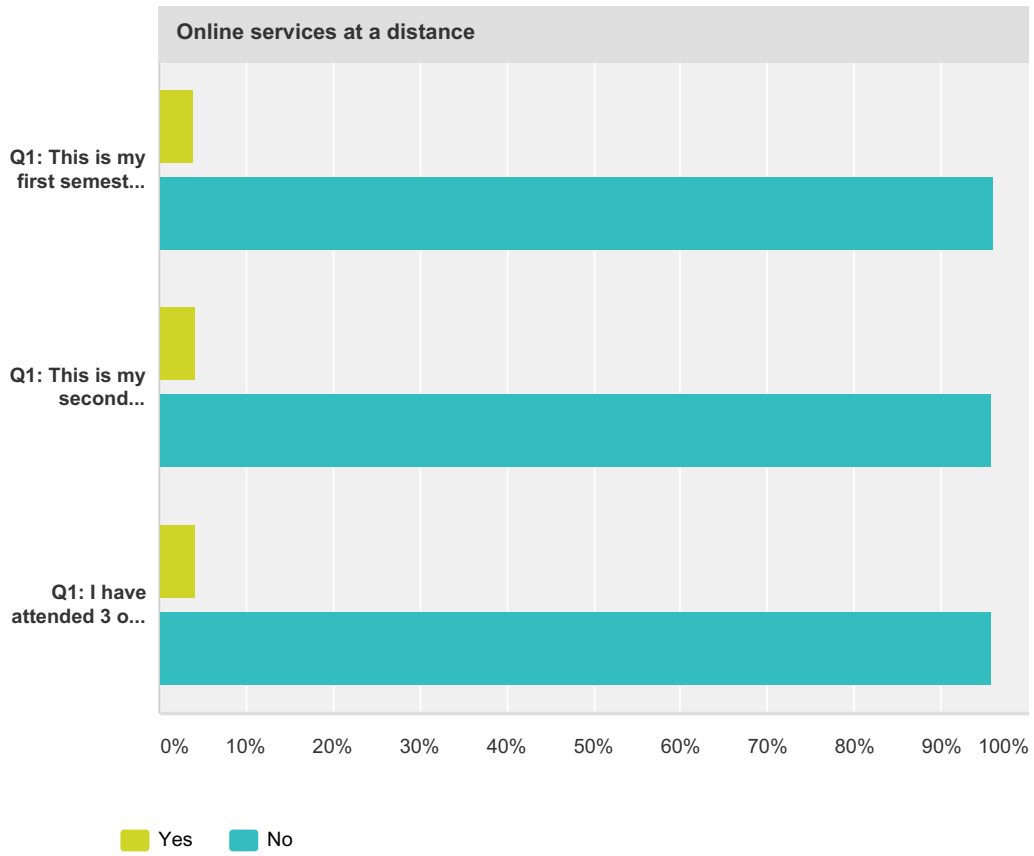
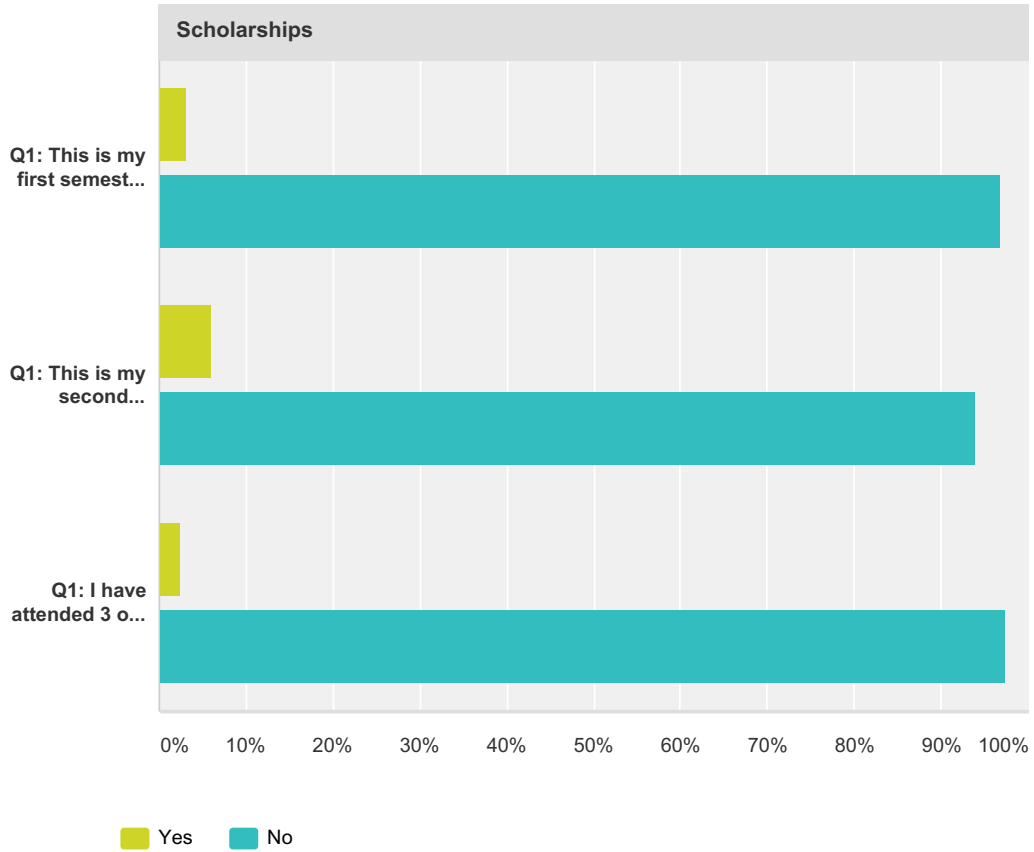
	Yes	No	Total
Q1: This is my first semester. I am a new student at Cerro Coso Community College.	1.83% 2	98.17% 107	25.12% 109
Q1: This is my second semester.	0.92% 1	99.08% 108	25.12% 109
Q1: I have attended 3 or more semesters without a break in between.	10.65% 23	89.35% 193	49.77% 216
Total Respondents	26	408	434

Q49 Do you receive veterans educational benefits?

Answered: 401 Skipped: 33



Spring 2015 Student Experience Survey

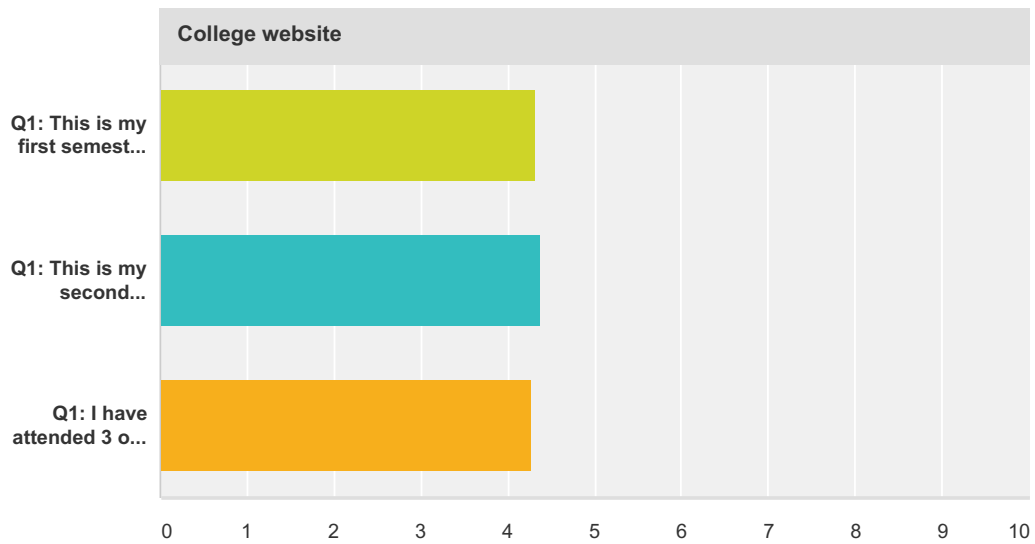
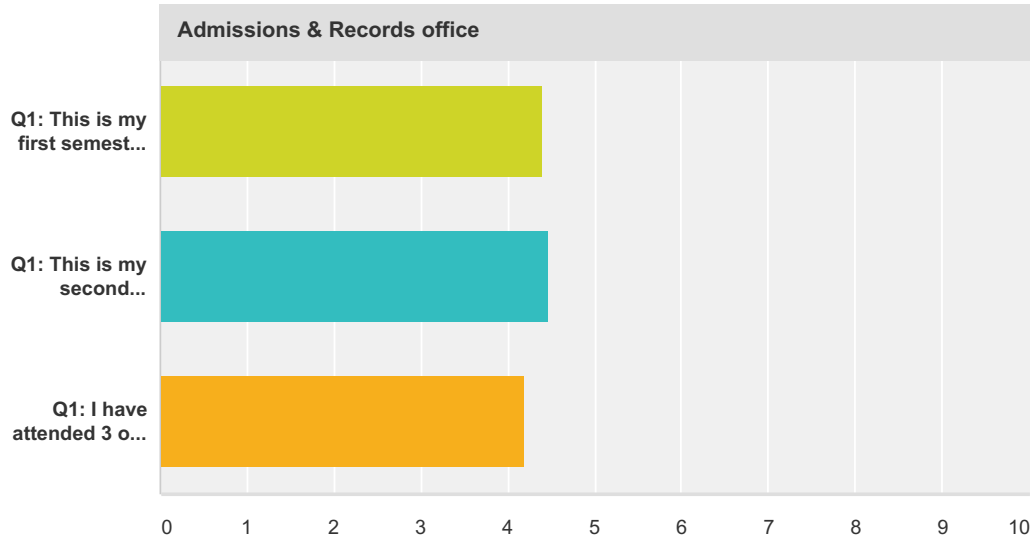


Spring 2015 Student Experience Survey

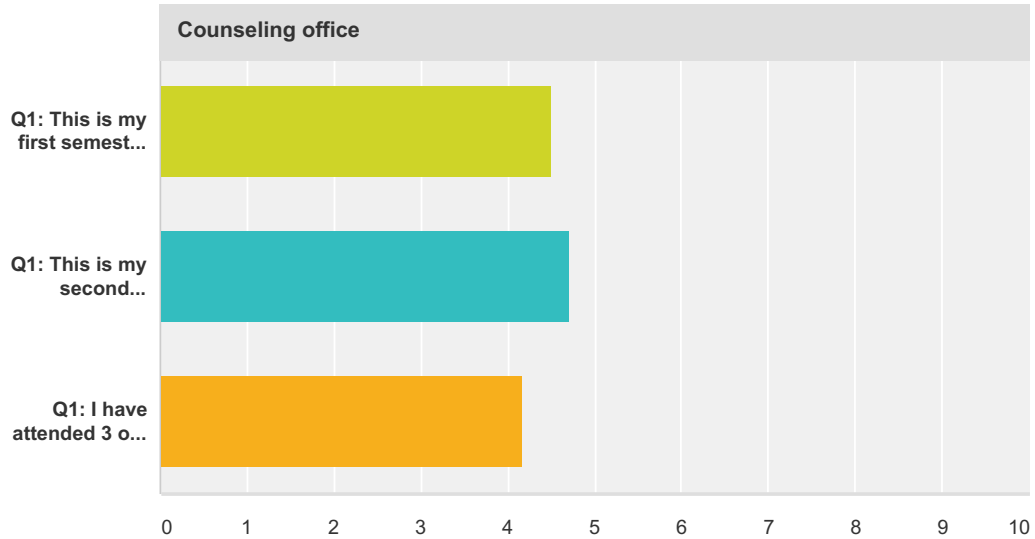
Veterans services			
	Yes	No	Total
Q1: This is my first semester. I am a new student at Cerro Coso Community College.	1.98% 2	98.02% 99	25.19% 101
Q1: This is my second semester.	3.06% 3	96.94% 95	24.44% 98
Q1: I have attended 3 or more semesters without a break in between.	10.00% 20	90.00% 180	49.88% 200
Scholarships			
	Yes	No	Total
Q1: This is my first semester. I am a new student at Cerro Coso Community College.	3.06% 3	96.94% 95	24.44% 98
Q1: This is my second semester.	6.12% 6	93.88% 92	24.44% 98
Q1: I have attended 3 or more semesters without a break in between.	2.54% 5	97.46% 192	49.13% 197
Online services at a distance			
	Yes	No	Total
Q1: This is my first semester. I am a new student at Cerro Coso Community College.	4.00% 4	96.00% 96	24.94% 100
Q1: This is my second semester.	4.12% 4	95.88% 93	24.19% 97
Q1: I have attended 3 or more semesters without a break in between.	4.08% 8	95.92% 188	48.88% 196

Q50 If you answered Yes to Question #49, how helpful were the following for sources of information:

Answered: 162 Skipped: 272



Spring 2015 Student Experience Survey



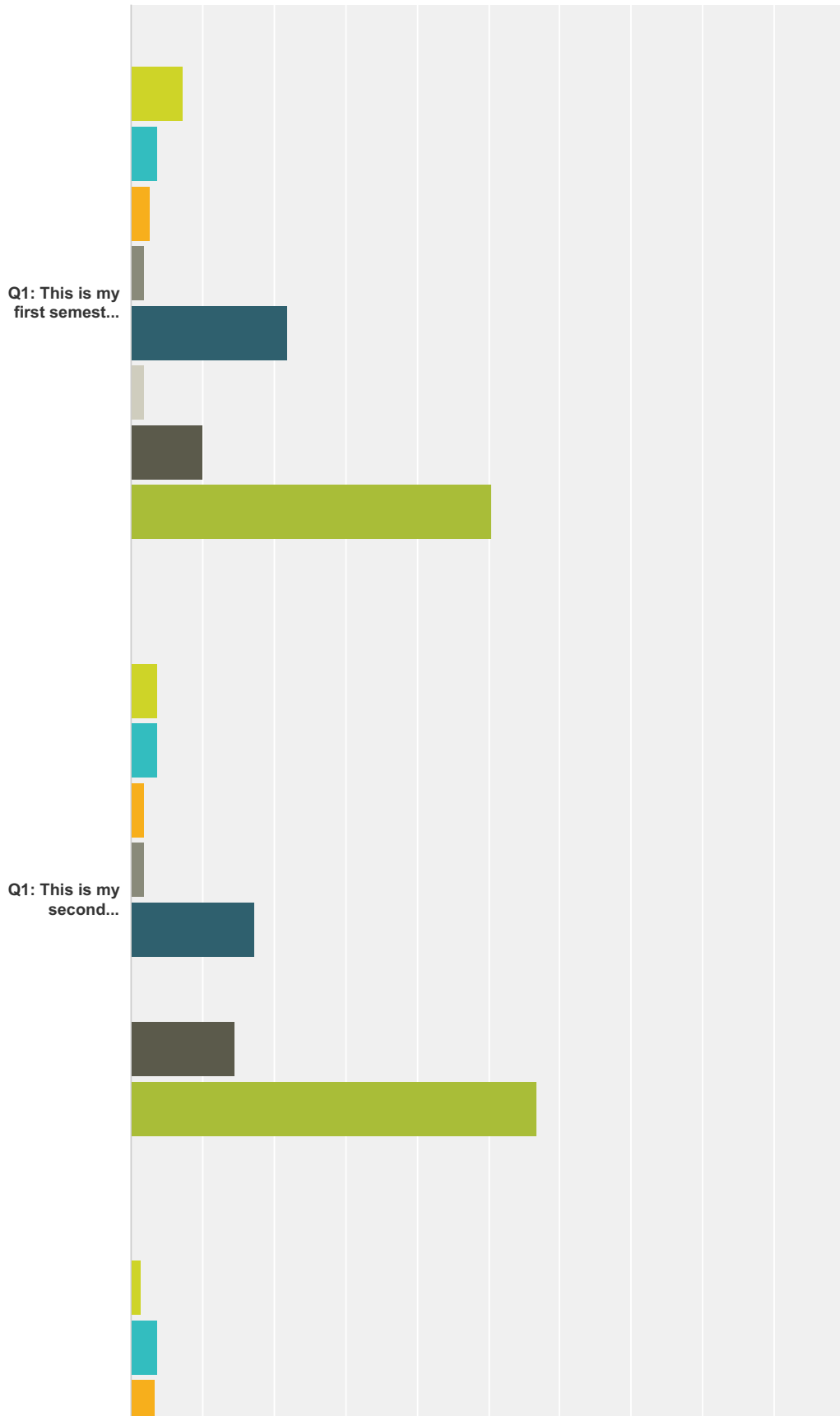
Admissions & Records office								
	Very helpful	Helpful	Somewhat helpful	Unhelpful	Very unhelpful	Not applicable.	I was unaware that this assistance was available	Total
Q1: This is my first semester. I am a new student at Cerro Coso Community College.	23.81% 10	9.52% 4	2.38% 1	0.00% 0	0.00% 0	59.52% 25	4.76% 2	25.93% 42
Q1: This is my second semester.	17.50% 7	12.50% 5	5.00% 2	0.00% 0	0.00% 0	65.00% 26	0.00% 0	24.69% 40
Q1: I have attended 3 or more semesters without a break in between.	23.75% 19	12.50% 10	3.75% 3	1.25% 1	2.50% 2	52.50% 42	3.75% 3	49.38% 80
College website								
	Very helpful	Helpful	Somewhat helpful	Unhelpful	Very unhelpful	Not applicable.	I was unaware that this assistance was available	Total
Q1: This is my first semester. I am a new student at Cerro Coso Community College.	24.39% 10	7.32% 3	7.32% 3	0.00% 0	0.00% 0	56.10% 23	4.88% 2	25.31% 41
Q1: This is my second semester.	22.50% 9	7.50% 3	5.00% 2	2.50% 1	0.00% 0	62.50% 25	0.00% 0	24.69% 40
Q1: I have attended 3 or more semesters without a break in between.	23.75% 19	8.75% 7	3.75% 3	3.75% 3	3.75% 3	51.25% 41	5.00% 4	49.38% 80
Counseling office								
	Very helpful	Helpful	Somewhat helpful	Unhelpful	Very unhelpful	Not applicable.	I was unaware that this assistance was available	Total
Q1: This is my first semester. I am a new student at Cerro Coso Community College.	19.51% 8	12.20% 5	2.44% 1	0.00% 0	0.00% 0	60.98% 25	4.88% 2	25.31% 41
Q1: This is my second semester.	15.38% 6	5.13% 2	10.26% 4	0.00% 0	0.00% 0	69.23% 27	0.00% 0	24.07% 39

Spring 2015 Student Experience Survey

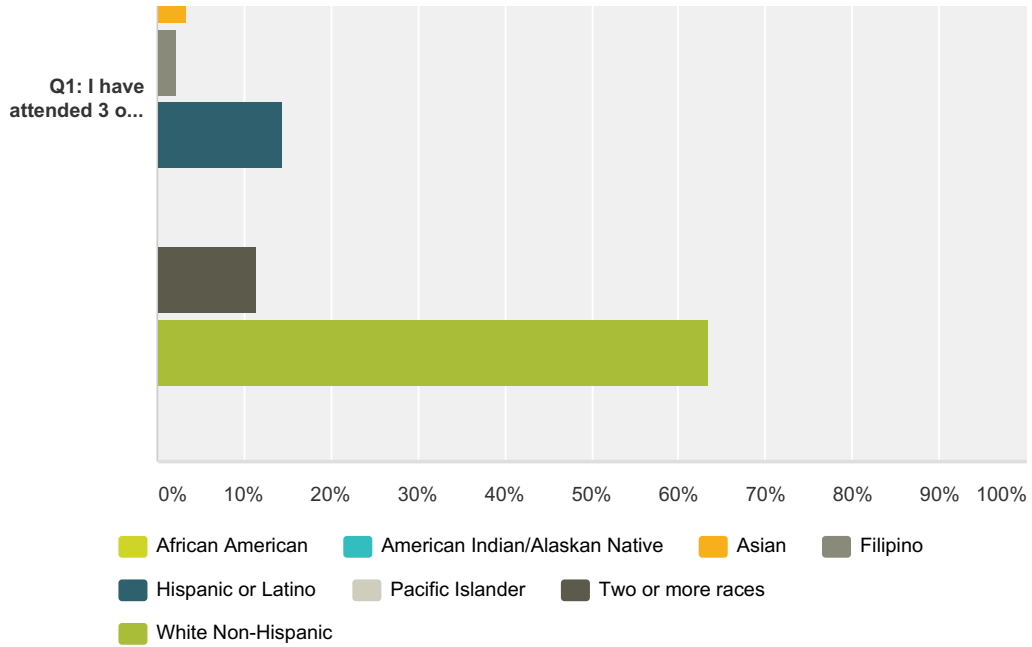
Q1: I have attended 3 or more semesters without a break in between.	25.00% 20	11.25% 9	3.75% 3	1.25% 1	2.50% 2	52.50% 42	3.75% 3	49.38% 80
---	---------------------	--------------------	-------------------	-------------------	-------------------	---------------------	-------------------	---------------------

Q51 Please indicate your ethnicity:

Answered: 434 Skipped: 0



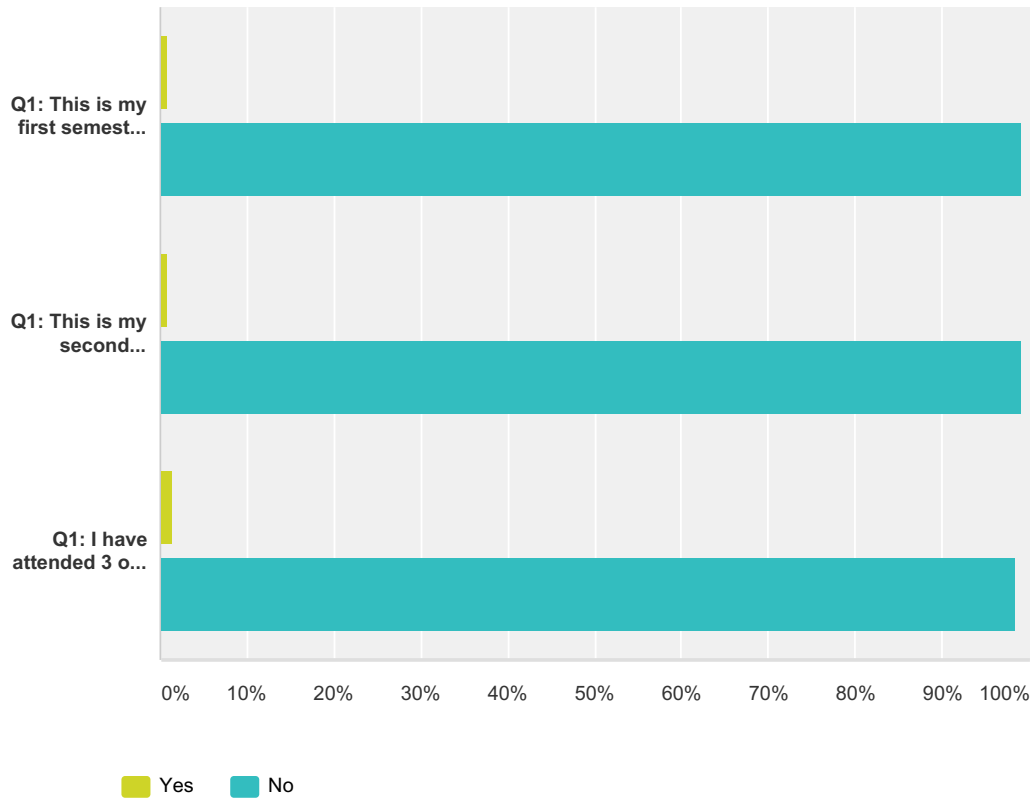
Spring 2015 Student Experience Survey



	African American	American Indian/Alaskan Native	Asian	Filipino	Hispanic or Latino	Pacific Islander	Two or more races	White Non-Hispanic	Total
Q1: This is my first semester. I am a new student at Cerro Coso Community College.	7.34% 8	3.67% 4	2.75% 3	1.83% 2	22.02% 24	1.83% 2	10.09% 11	50.46% 55	25.12% 109
Q1: This is my second semester.	3.67% 4	3.67% 4	1.83% 2	1.83% 2	17.43% 19	0.00% 0	14.68% 16	56.88% 62	25.12% 109
Q1: I have attended 3 or more semesters without a break in between.	1.39% 3	3.70% 8	3.24% 7	2.31% 5	14.35% 31	0.00% 0	11.57% 25	63.43% 137	49.77% 216
Total Respondents	15	16	12	9	74	2	52	254	434

Q52 Are you a member of a Cerro Coso sports team?

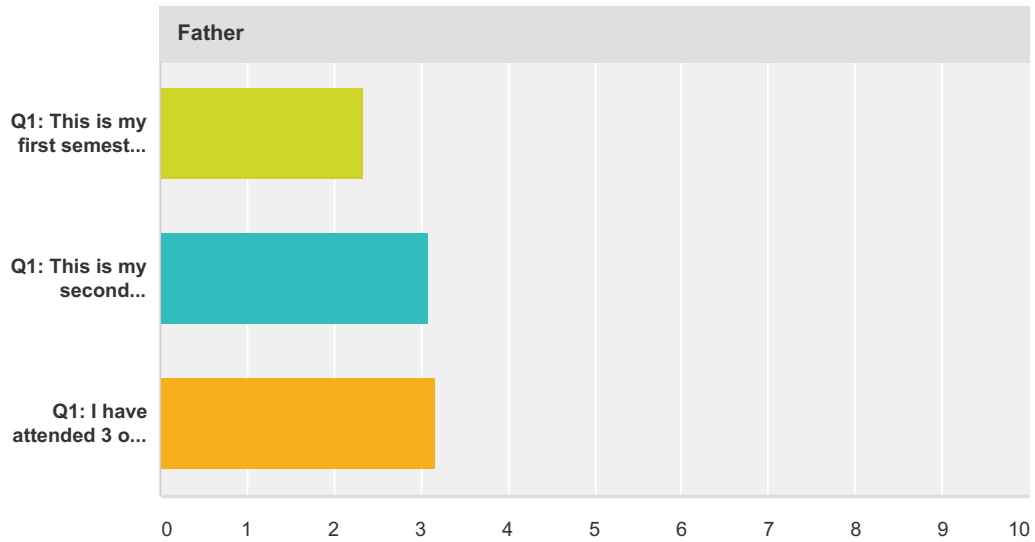
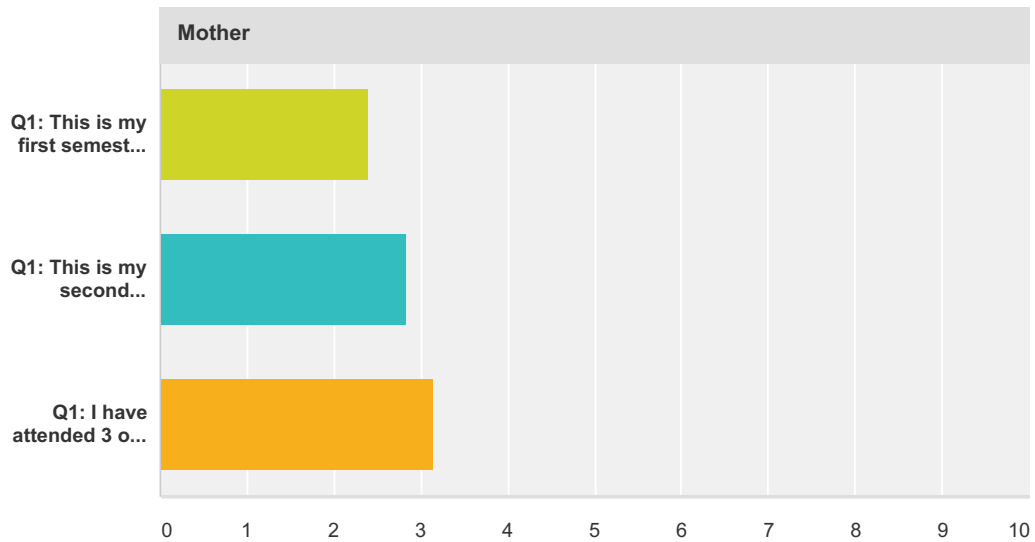
Answered: 434 Skipped: 0



	Yes	No	Total
Q1: This is my first semester. I am a new student at Cerro Coso Community College.	0.92% 1	99.08% 108	25.12% 109
Q1: This is my second semester.	0.92% 1	99.08% 108	25.12% 109
Q1: I have attended 3 or more semesters without a break in between.	1.39% 3	98.61% 213	49.77% 216
Total Respondents	5	429	434

Q53 What is the highest level of education obtained by your father and mother?

Answered: 434 Skipped: 0



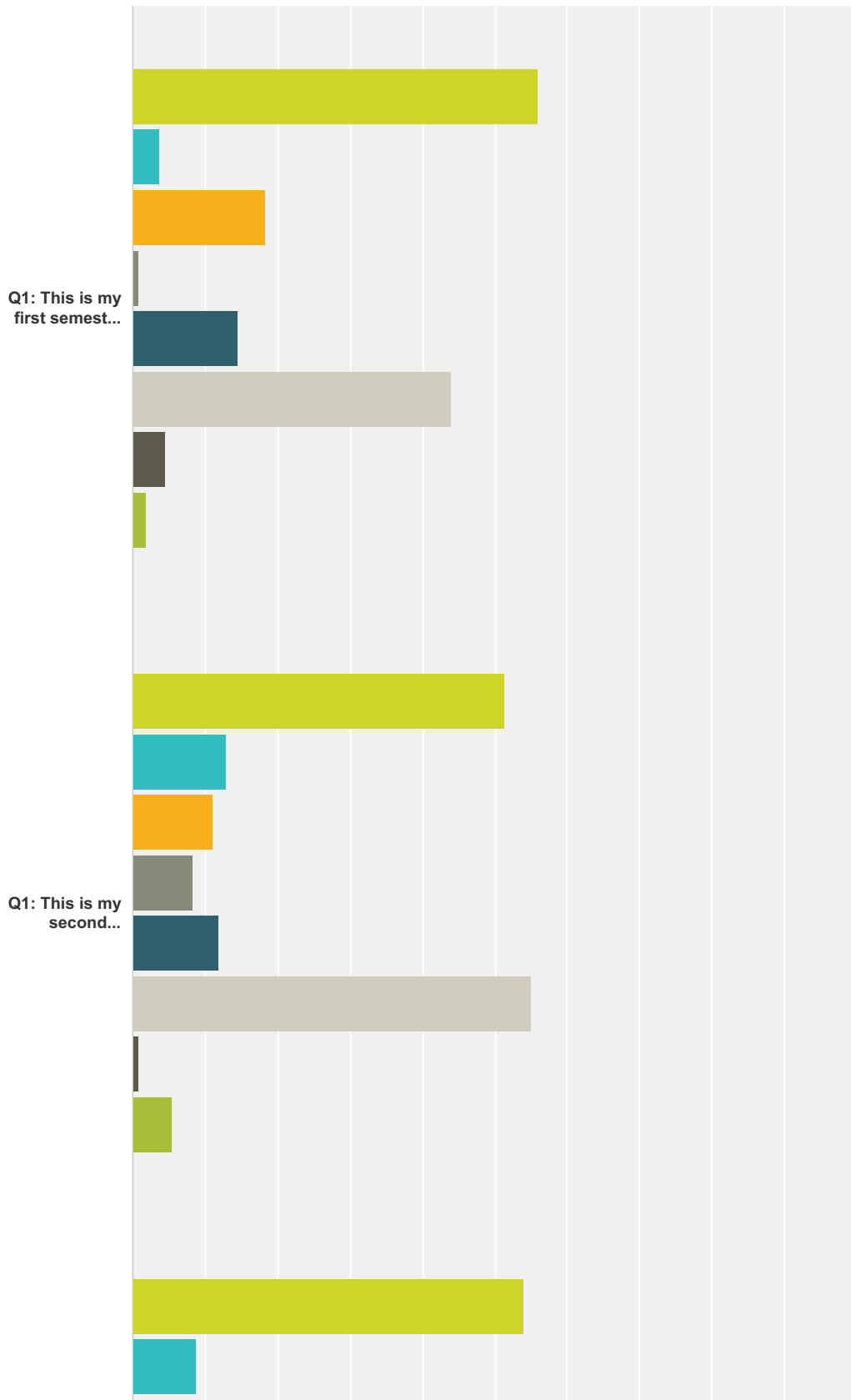
Mother							
	Less than high school graduate	High School Graduate	Some College	2-Year College Degree	4-Year College Degree	Graduate Degree	Total
Q1: This is my first semester. I am a new student at Cerro Coso Community College.	30.28% 33	27.52% 30	27.52% 30	5.50% 6	4.59% 5	4.59% 5	25.12% 109
Q1: This is my second semester.	22.02% 24	28.44% 31	20.18% 22	11.01% 12	10.09% 11	8.26% 9	25.12% 109
Q1: I have attended 3 or more semesters without a break in between.	12.50% 27	29.63% 64	20.83% 45	12.04% 26	16.67% 36	8.33% 18	49.77% 216
Father							

Spring 2015 Student Experience Survey

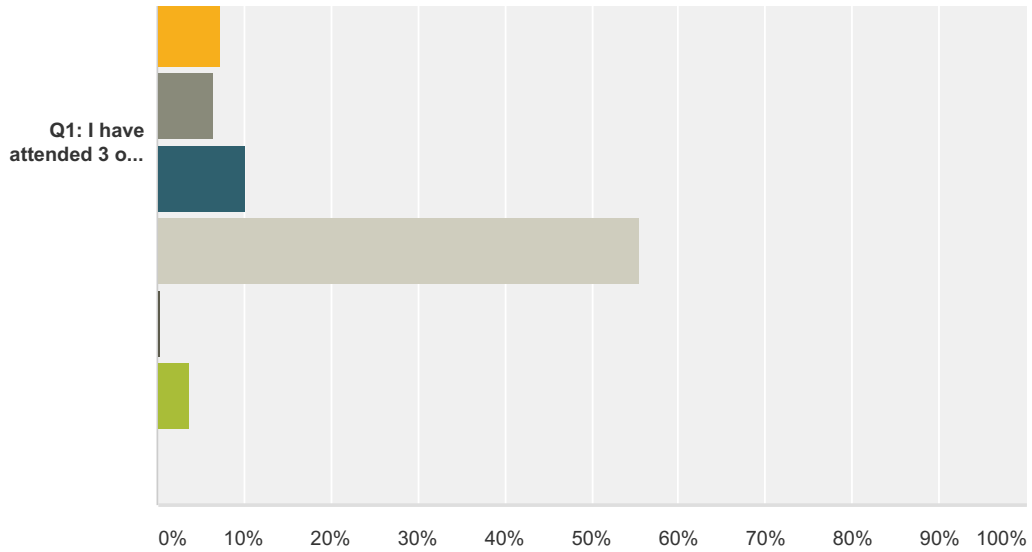
	Less than high school graduate	High School Graduate	Some College	2-Year College Degree	4-Year College Degree	Graduate Degree	Total
Q1: This is my first semester. I am a new student at Cerro Coso Community College.	34.91% 37	28.30% 30	20.75% 22	5.66% 6	5.66% 6	4.72% 5	24.42% 106
Q1: This is my second semester.	22.33% 23	27.18% 28	12.62% 13	6.80% 7	18.45% 19	12.62% 13	23.73% 103
Q1: I have attended 3 or more semesters without a break in between.	14.22% 30	29.38% 62	21.33% 45	7.11% 15	15.64% 33	12.32% 26	48.62% 211

Q54 Current employment status: (Select up to two)

Answered: 434 Skipped: 0



Spring 2015 Student Experience Survey

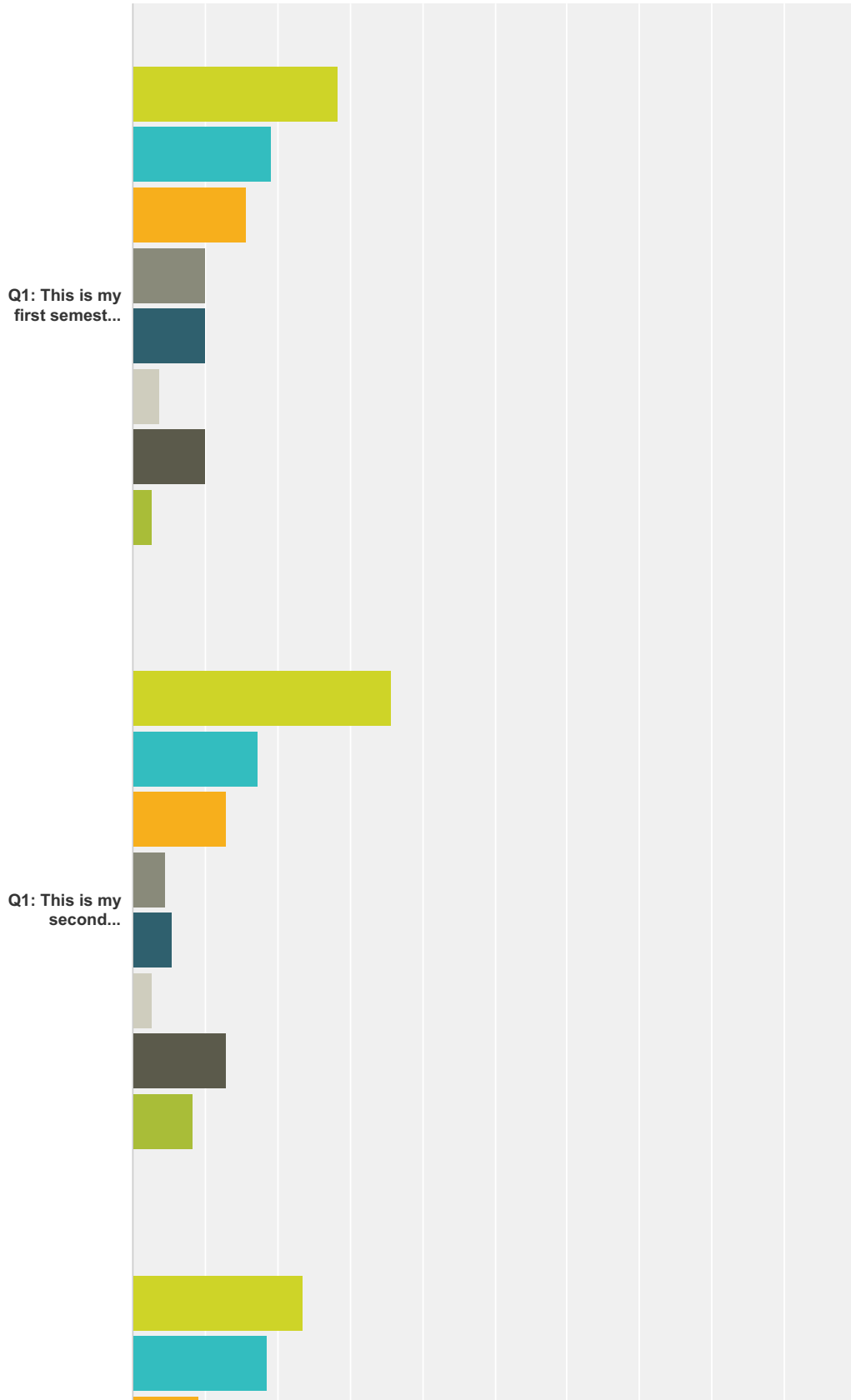


- Employed for wages
- Self-employed
- Out of work and looking for work
- Out of work but not currently looking for work
- A homemaker
- A student
- Retired
- Unable to work

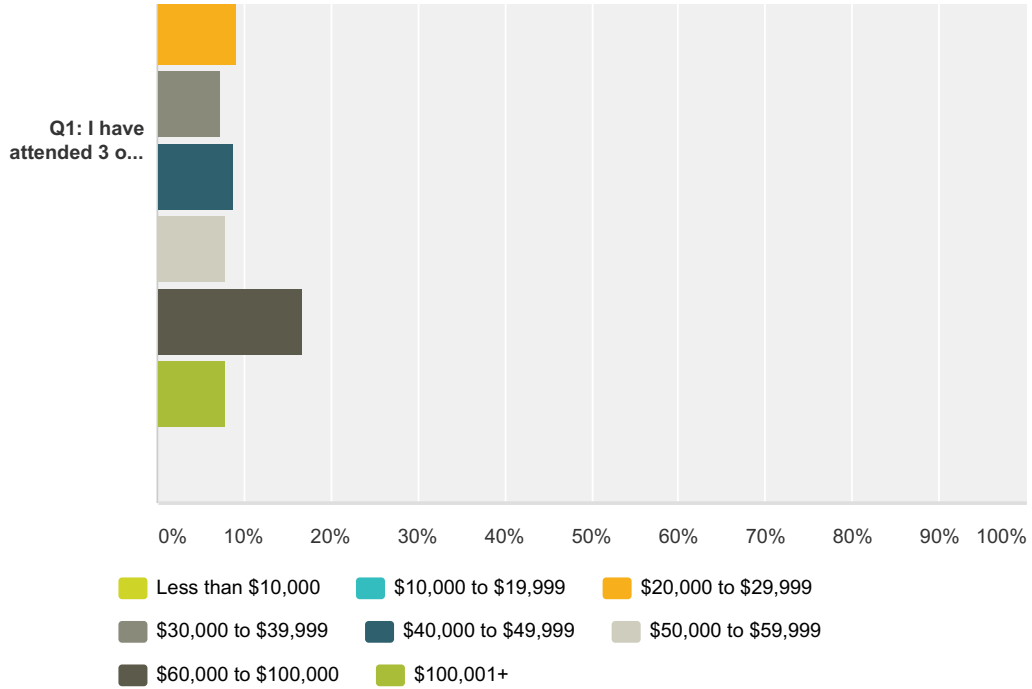
	Employed for wages	Self-employed	Out of work and looking for work	Out of work but not currently looking for work	A homemaker	A student	Retired	Unable to work	Total
Q1: This is my first semester. I am a new student at Cerro Coso Community College.	55.96% 61	3.67% 4	18.35% 20	0.92% 1	14.68% 16	44.04% 48	4.59% 5	1.83% 2	36.18% 157
Q1: This is my second semester.	51.38% 56	12.84% 14	11.01% 12	8.26% 9	11.93% 13	55.05% 60	0.92% 1	5.50% 6	39.40% 171
Q1: I have attended 3 or more semesters without a break in between.	54.17% 117	8.80% 19	7.41% 16	6.48% 14	10.19% 22	55.56% 120	0.46% 1	3.70% 8	73.04% 317
Total Respondents	234	37	48	24	51	228	7	16	434

Q55 Please indicate your annual Household Income from last year:

Answered: 434 Skipped: 0



Spring 2015 Student Experience Survey



	Less than \$10,000	\$10,000 to \$19,999	\$20,000 to \$29,999	\$30,000 to \$39,999	\$40,000 to \$49,999	\$50,000 to \$59,999	\$60,000 to \$100,000	\$100,001+	Total
Q1: This is my first semester. I am a new student at Cerro Coso Community College.	28.44% 31	19.27% 21	15.60% 17	10.09% 11	10.09% 11	3.67% 4	10.09% 11	2.75% 3	25.12% 109
Q1: This is my second semester.	35.78% 39	17.43% 19	12.84% 14	4.59% 5	5.50% 6	2.75% 3	12.84% 14	8.26% 9	25.12% 109
Q1: I have attended 3 or more semesters without a break in between.	23.61% 51	18.52% 40	9.26% 20	7.41% 16	8.80% 19	7.87% 17	16.67% 36	7.87% 17	49.77% 216
Total Respondents	121	80	51	32	36	24	61	29	434

Spring 2015 Student Experience Survey

Q56 If you have comments or would like to elaborate on previous responses, please use the space below. Please be as specific as possible.

Answered: 39 Skipped: 395

	If you have comments or would like to elaborate on previous responses, please use the space below. Please be as specific as possible.	Total
Q1: This is my first semester. I am a new student at Cerro Coso Community College.	100.00% 5	12.82% 5
Q1: This is my second semester.	100.00% 7	17.95% 7
Q1: I have attended 3 or more semesters without a break in between.	100.00% 27	69.23% 27
Total Respondents	39	39

Spring 2015 Student Experience Survey

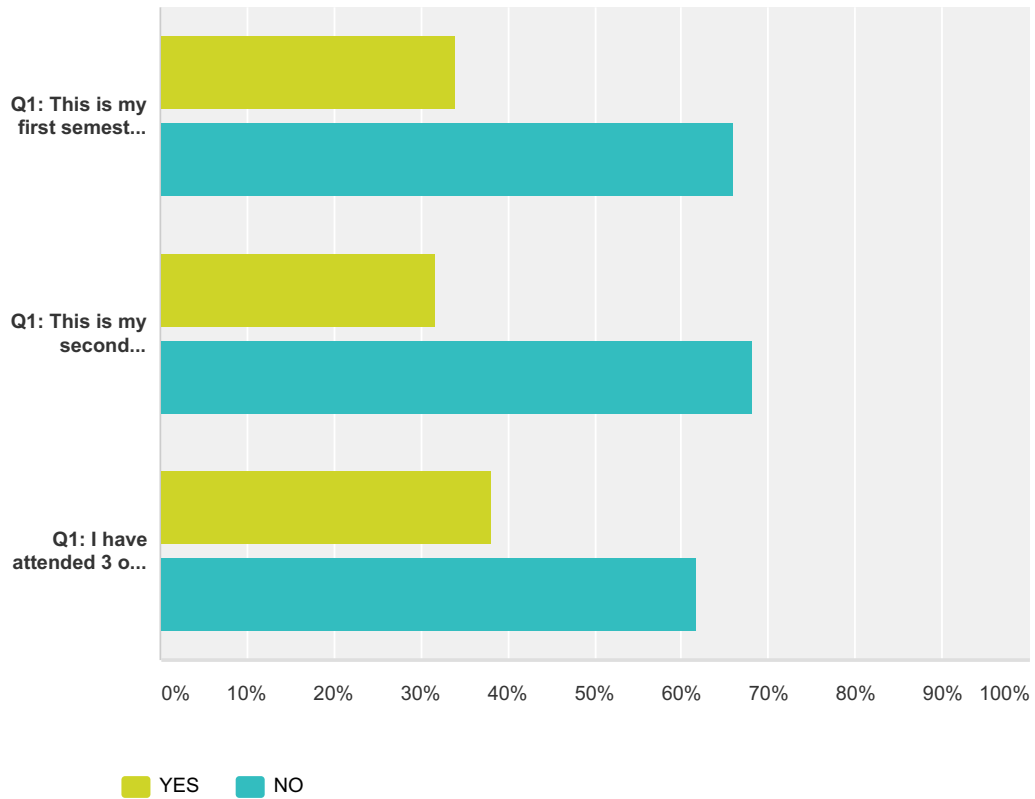
Q57 To be entered into the drawings for a IRULU tablet PC and a LG TONE Pro Wireless Stereo headset, we need your name and contact information. Your responses are confidential. Your name and contact information will be separated from your survey responses.

Answered: 363 Skipped: 71

	Name:	Telephone Number:	Email Address:	Total
Q1: This is my first semester. I am a new student at Cerro Coso Community College.	100.00% 93	97.85% 91	100.00% 93	76.31% 277
Q1: This is my second semester.	98.91% 91	98.91% 91	100.00% 92	75.48% 274
Q1: I have attended 3 or more semesters without a break in between.	100.00% 178	98.31% 175	98.88% 176	145.73% 529
Total Respondents	362	357	361	363

Q58 Cerro Coso will also be conducting Student Inquiry groups on the survey results. Please select YES below if you would be willing to participate in a Student Inquiry group for the college. If you are not local to one of our campuses, arrangements can be made for you to participate in a Student Inquiry group at-a-distance.

Answered: 419 Skipped: 15



	YES	NO	Total
Q1: This is my first semester. I am a new student at Cerro Coso Community College.	33.98% 35	66.02% 68	24.58% 103
Q1: This is my second semester.	31.73% 33	68.27% 71	24.82% 104
Q1: I have attended 3 or more semesters without a break in between.	38.21% 81	61.79% 131	50.60% 212
Total Respondents	149	270	419