



Circulation:

The summary of resources in circulation for the past 5 years is presented for five categories of library resources in Figure 8 (below). These five categories are: Books, eBooks, Reserves, Laptops & iPads, and Interlibrary Loans. According to Figure 7, eBooks are the most popular resource. The peak of eBook usage in 2015 was likely do to with a cataloging project embarked on by library staff. Print book checkouts are on the decline, as are laptop checkouts. Popularity of the reserve collection has been growing since its expansion.

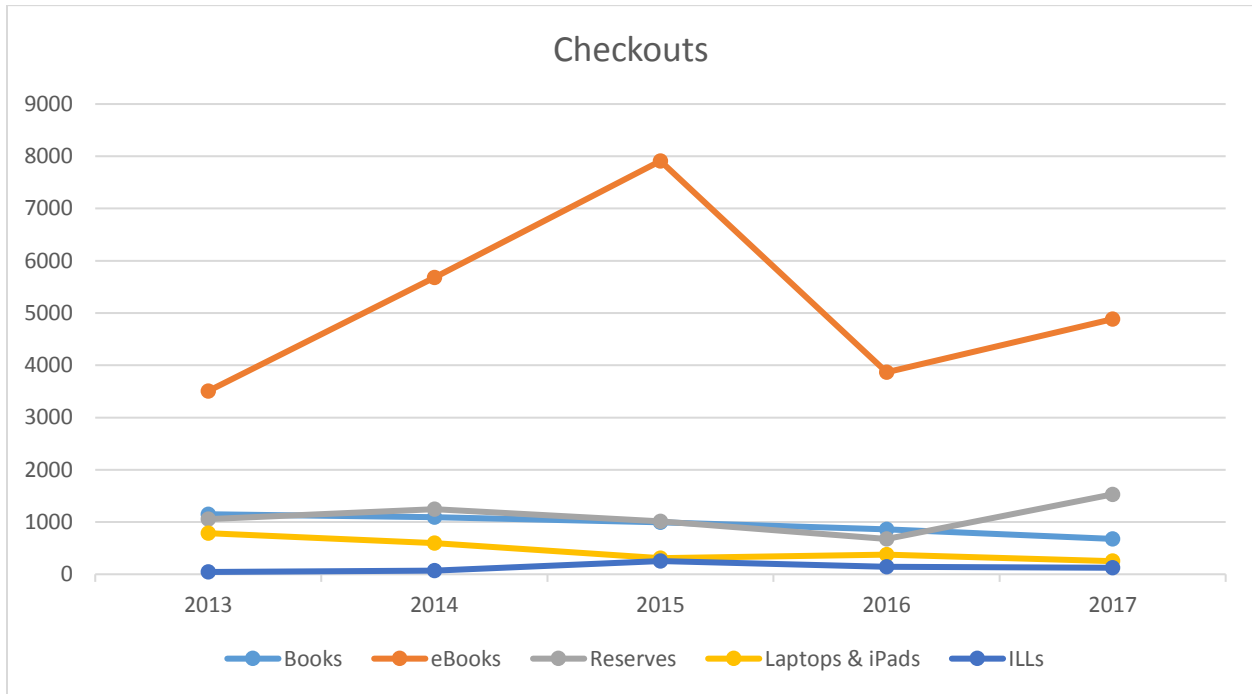


Figure 8. Circulation of Library Resources 2013-2017

According to Figure 9, below, database usage has increased over the past year. After 2015, we switched from collecting session data to collecting search data, which is why the figure only shows one year. The addition of a full-time librarian has allowed the department to increase library instruction programming, which could be one reason for the increase in database usage. We hope that this usage trend continues with the embedding of the Library Service page into the Canvas LMS, which will require working with the Distance Education (DE) and the Institutional Research (IR) offices to capture this data.

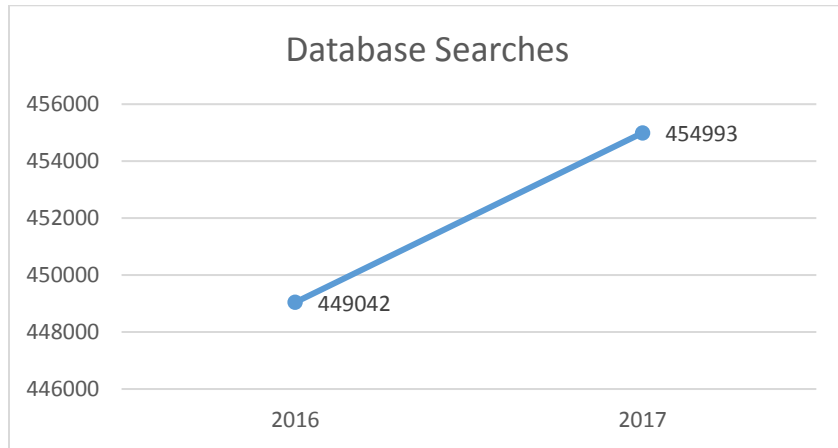


Figure 9. Database Searches

The most frequently used databases are shown in Figure 10. *Academic Search Complete* is a multi-subject database that covers a wide range of academic subjects. We continue to grow our *Gale Virtual Reference Library* collection, another popular database.

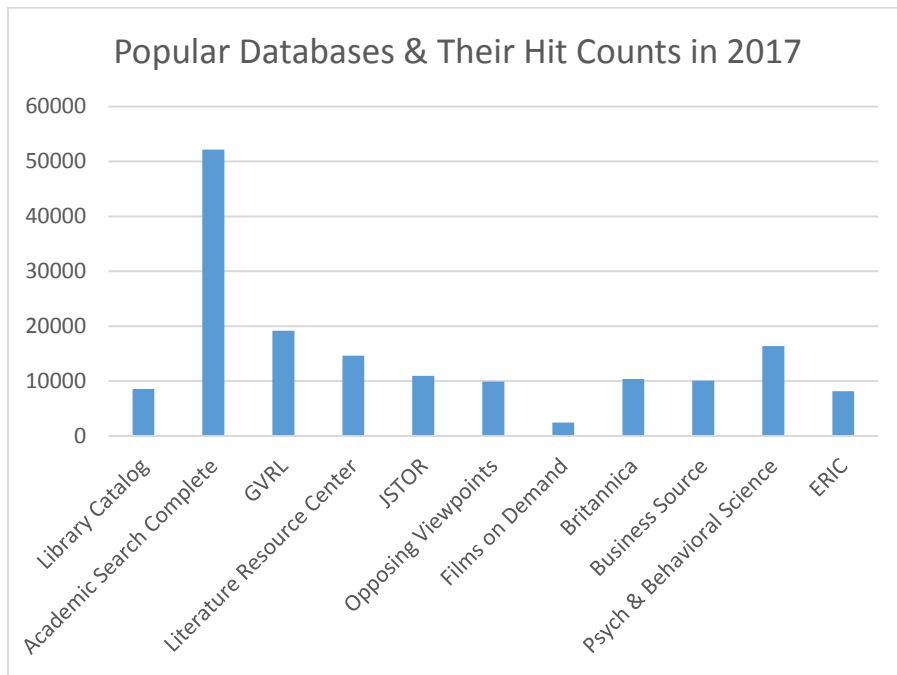


Figure 10. Popular Databases

Borrower Activity Overview Report -- Institution
Reporting Period

December 2017 - January 2017

Institution
Symbol

CERRO COSO COM COLL LRC
ZFC

Month	Dec-17	Nov-17	Oct-17	Sep-17	Aug-17	Jul-17	Jun-17	May-17	Apr-17	Mar-17	Feb-17	Jan-17
Requests Initiated	1	16	13	1	9	1	2	19	7	5	0	0
Requests From WorldCat	1	16	13	1	9	1	2	19	7	5	0	0
Requests Cancelled	0	0	0	0	0	0	0	0	0	0	0	0
Requests Filled	2	18	8	3	2	1	1	14	6	3	0	0
Requests Filled - Loan	2	2	5	3	1	0	0	1	2	1	0	0
Requests Filled - Copy	0	16	3	0	1	1	1	13	4	2	0	0
Requests Unfilled	0	2	0	1	4	1	0	5	3	0	0	0
Average Turnaround Time For Filled Requests (dd:hh:mm)	11:11:17	3:09:50	4:04:34	11:01:12	3:15:07	0:19:26	0:15:22	3:01:12	2:18:14	5:09:22	0:00:00	0:00:00
Average Turnaround Time For Unfilled Requests (dd:hh:mm)	0:00:00	4:00:58	0:00:00	2:16:19	1:04:19	3:23:02	0:00:00	2:08:38	4:16:48	0:00:00	0:00:00	0:00:00

Lender Activity Overview Report -- Institution
 Reporting Period

December 2017 - January 2017

Institution
 Symbol

CERRO COSO COM COLL LRC
 ZFC

Month	Dec-17	Nov-17	Oct-17	Sep-17	Aug-17	Jul-17	Jun-17	May-17	Apr-17	Mar-17	Feb-17	Jan-17
Requests Received	15	28	52	86	67	23	25	20	30	28	35	72
Requests From WorldCat	15	28	52	86	67	23	25	20	30	27	35	72
Requests Cancelled	0	0	0	1	1	0	0	0	0	0	0	1
Requests Filled	2	1	7	14	7	4	5	7	6	10	4	9
Requests Filled - Loan	1	1	6	14	7	4	5	7	5	9	4	9
Requests Filled - Copy	1	0	1	0	0	0	0	0	1	1	0	0
Requests Unfilled	8	27	49	67	59	19	20	16	21	18	31	65
Average Turnaround Time For Filled Requests (dd:hh:mm)	1:04:34	0:00:29	0:04:05	1:09:36	1:05:02	0:20:38	1:13:26	0:22:48	0:06:00	0:20:10	0:20:24	2:09:50
Average Turnaround Time For Unfilled Requests (dd:hh:mm)	2:03:07	0:05:31	0:11:46	0:07:26	0:07:26	0:06:14	1:01:12	1:00:00	0:19:26	0:19:55	1:05:31	0:20:38