

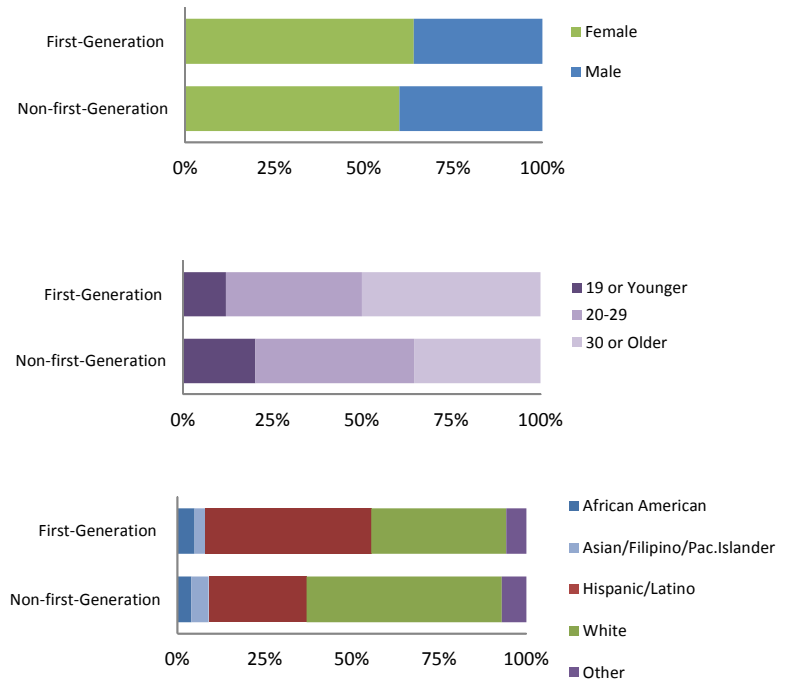
# First-Generation Student Profiles, 2014-15

# Cerro Coso Community College

This report includes basic information about First-Generation students attending Cerro Coso Community College. Of all the students enrolled in at least one class at census in the 2014-15 academic year, 31% were First-Generation. This 2014-15 profile includes summary statistics, demographics, and success rates for outcomes using some of the same metrics from the Elements of Student Success (ESS) report. First-Generation status is defined as a student whose parents have no college experience. On the college application, the parental education level questions are self-reported by the students and are not mandatory.

Cerro Coso Community College	First-Generation		Non-First-Generation		Not Reported	
	#	%	#	%	#	%
2014-15 Students (total = 6,452)	2,012	31%	3,642	56%	798	12%
<b>Gender</b>						
Female	1,280	64%	2,194	60%	388	48%
Male	729	36%	1,444	40%	410	52%
Not Reported	3	0%	4	0%	-	-
<b>Age</b>						
19 or Younger	248	12%	743	20%	53	7%
20-29	756	38%	1,617	44%	283	35%
30 or Older	1,008	50%	1,282	35%	462	58%
Not Reported	-	-	-	-	-	-
<b>Race &amp; Ethnicity</b>						
African American	92	5%	157	4%	52	7%
American Indian	39	2%	65	2%	7	1%
Asian/Filipino/Pac. Islander	52	3%	170	5%	42	5%
Hispanic/Latino	972	48%	1,033	28%	266	33%
White	779	39%	2,026	56%	400	50%
Two or More Races	75	4%	179	5%	23	3%
Not Reported	3	0%	12	0%	8	1%

## Visual Comparison of Student Demographics



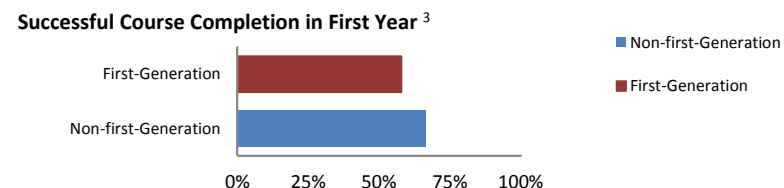
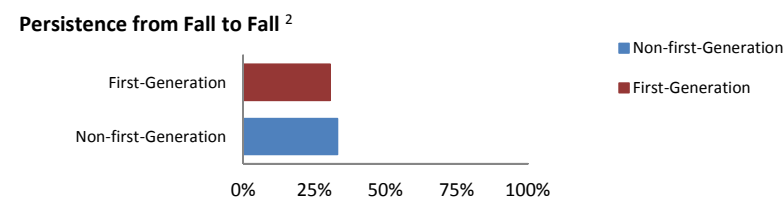
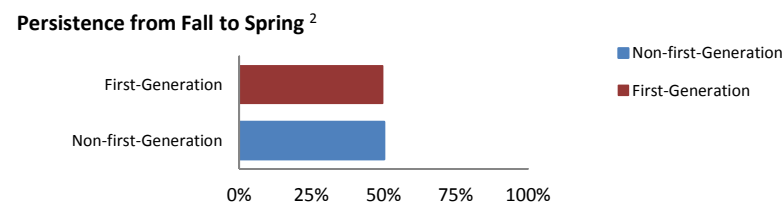
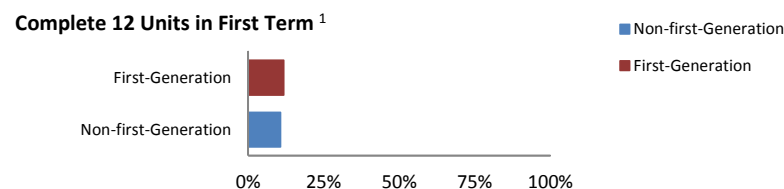
# First-Generation Student Profiles, 2014-15

# Cerro Coso Community College

Elements of Student Success (ESS) is a cohort study which tracks students to measure momentum points and outcomes. The ESS cohort is defined as first-time, degree-seeking students in each fall term. For the purpose of this profile, the ESS cohort was disaggregated by first-generation status.

Short Term Outcomes Using the Elements of Student Success (ESS) Cohort	First-Generation	Non-First-Generation	Not Reported
Number in ESS Cohort (total = 854)	287	476	91
Percentage of ESS Cohort	34%	56%	11%
Outcome Success Rate			
12 Units in First Term <sup>1</sup>	12%	11%	6%
Persistence (Fall to Spr) <sup>2</sup>	50%	50%	36%
Persistence (Fall to Fall) <sup>2</sup>	31%	33%	22%
Successful Course Completion <sup>3</sup>	58%	67%	60%

## Visual Comparison of Outcomes



- <sup>1</sup> **12 College-level Unit Completion in the First Term (ESS Element A1)**  
Students in the Student Success cohort were tracked to determine if they earned 12 units of college-level coursework in their first term.
- <sup>2</sup> **Persistence from Fall to Spring and Fall to Fall (ESS Element B12 and B22)**  
Students were tracked from term to term to determine if they persisted. A student was counted as persisting if they were enrolled in at least one course leading to a grade.
- <sup>3</sup> **Successful Course Completion in the First Year (ESS Element C3)**  
Students in the Student Success cohort were tracked for one year to determine their successful course completion rate. Enrollments in all credit courses during the first academic year were included (summer, fall, and spring terms).