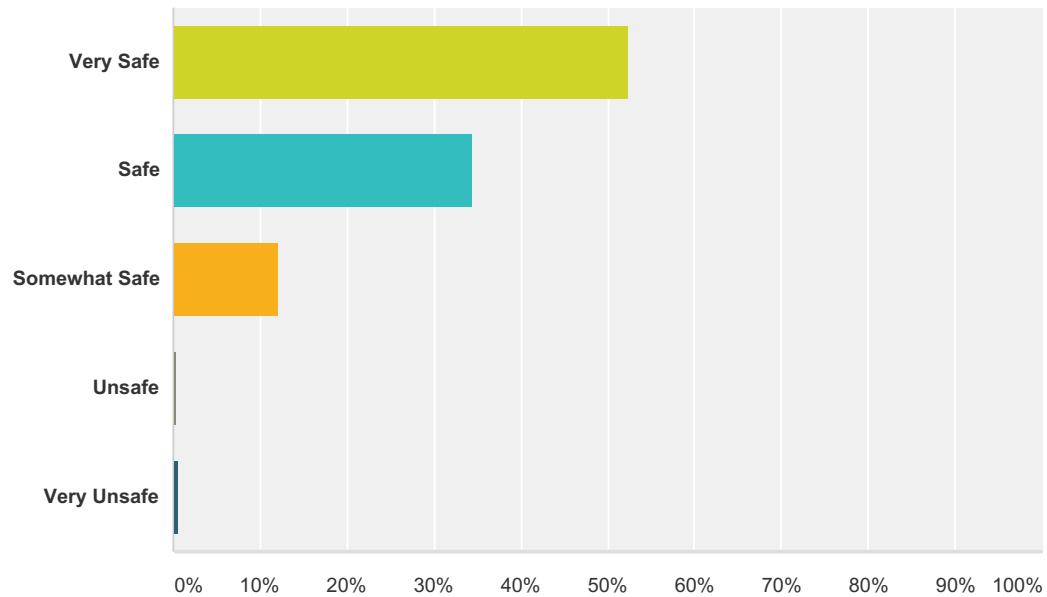


Q39 Please rate below how safe you feel on the Cerro Coso Community College campus that you attend:

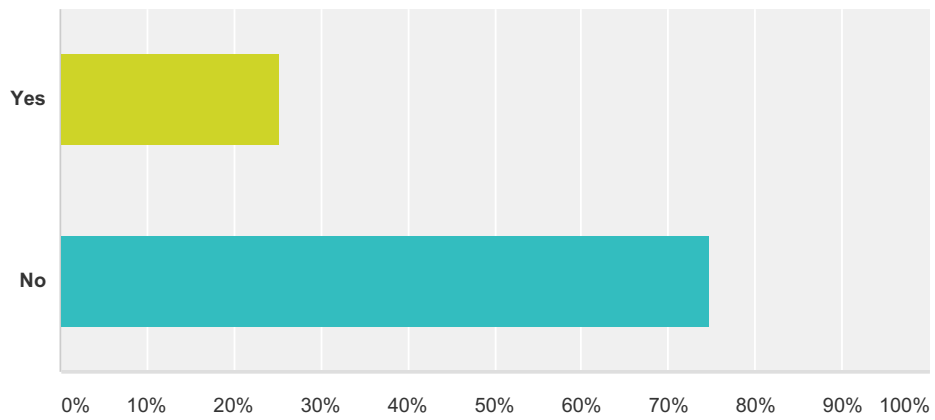
Answered: 524 Skipped: 0



Answer Choices	Responses	
Very Safe	52.48%	275
Safe	34.54%	181
Somewhat Safe	12.02%	63
Unsafe	0.38%	2
Very Unsafe	0.57%	3
Total		524

Q40 Have you participated in a safety drill at the college?

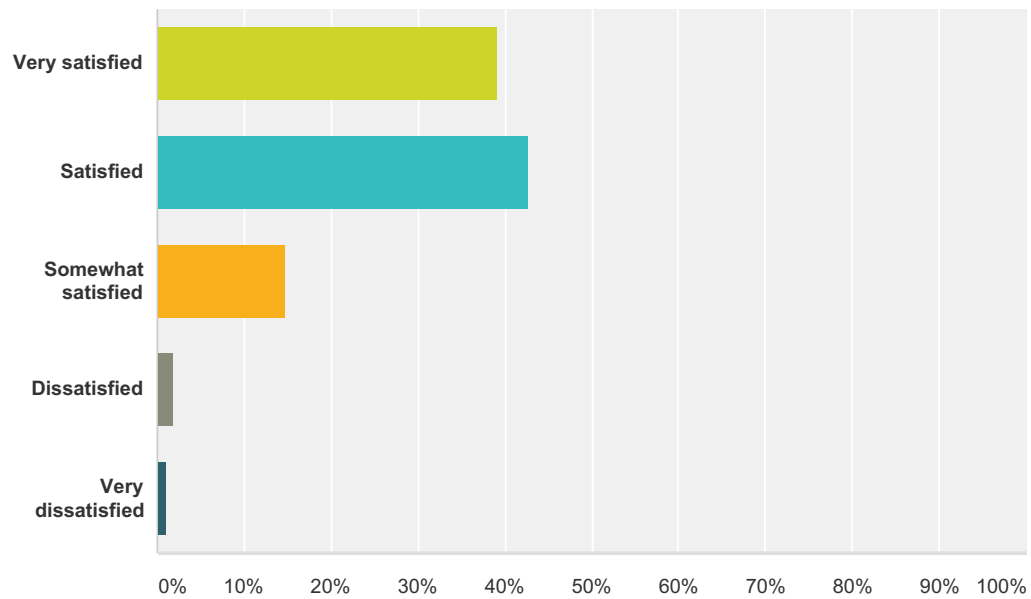
Answered: 515 Skipped: 9



Answer Choices	Responses	
Yes	25.24%	130
No	74.76%	385
Total		515

Q41 Please rate your overall satisfaction with the condition of the Cerro Coso facilities (classrooms, bathrooms, offices, Student Center, library, etc.) below:

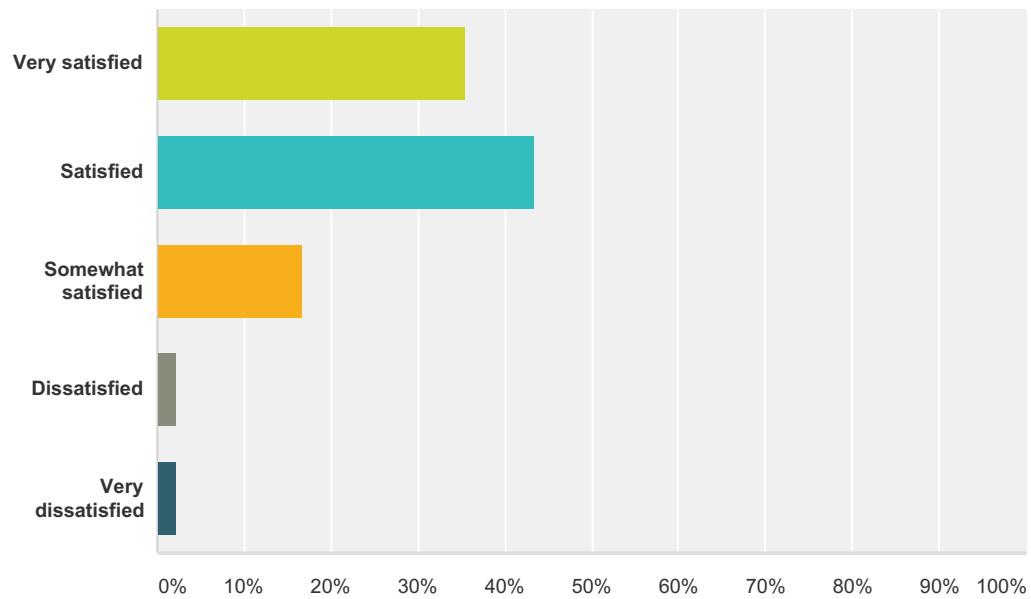
Answered: 524 Skipped: 0



Answer Choices	Responses	
Very satisfied	39.31%	206
Satisfied	42.75%	224
Somewhat satisfied	14.89%	78
Dissatisfied	1.91%	10
Very dissatisfied	1.15%	6
Total		524

Q42 Please rate your overall satisfaction with the grounds (outside common areas, sculpture garden, lawn areas, pathways, etc.) at Cerro Coso Community College:

Answered: 524 Skipped: 0



Answer Choices	Responses	
Very satisfied	35.50%	186
Satisfied	43.32%	227
Somewhat satisfied	16.60%	87
Dissatisfied	2.29%	12
Very dissatisfied	2.29%	12
Total		524